LONGHORN ARMY AMMUNITION PLANT KARNACK, TEXAS

ADMINISTRATIVE RECORD

CHRONOLOGICAL INDEX

Volume 7 of 25

2007

Bate Stamp Numbers

00047050 - 00047931

Prepared for

Department of the Army
Longhorn Army Ammunition Plant

1976 – 2007

LONGHORN ARMY AMMUNITION PLANT
KARNACK, TEXAS
ADMINISTRATIVE RECORD – CHRONOLOGICAL INDEX

VOLUME 7 of 25

2007

A. Title: Report - Continuation Final Natural Attenuation Evaluation LHAAP-12, LHAAP-35B(37) and LHAAP-67 (Appendix B)
Author(s): Shaw
Recipient: All Stakeholders
Date: June 20, 2007
Bate Stamp: 00047050 - 00047867

B. Title: Minutes - Draft Final Minutes, Monthly Managers Meeting
Author(s): Shaw
Recipient: All Stakeholders
Date: June 12, 2007
Bate Stamp: 00047868 - 00047875

C. Title: Report - Remedial Design Addendum Landfill 12 (LHAAP-12)
Author(s): Shaw
Recipient: All Stakeholders
Date: June 21, 2007
Bate Stamp: 00047876 - 00047931

Appendix B

December 2006 Data Reports

SHAW ENVIRONMENTAL, INC.
ANALYTICAL DATA EVALUATION

The Project Chemist reviewed the attached Data Package. Detailed comments concerning specific analyses (i.e. GC/MS Semivolatiles) are provided in the attached review sheets. Any additional comments concerning the data package as a whole are listed below

Site/Location: Longhorn
Project No.: 845714
Laboratory: Kemron
Report No.: L06 1214

COMMENTS:
Site 35B – MNA

DATA COMPLETENESS			
REQUIREMENTS: Cooler receipt	**Y**	**N**	**NA**
Cooler receipt form present?	✓		
Documentation of broken bottles, bubbles in VOA vials, missing labels, seals, etc.?	✓		
Was the cooler temperature upon receipt at the laboratory between 2° and 6° C?	✓		
Was the pH of the sample acceptable?	✓		
Original chain of custody/analytical request form present and complete?	✓		
Comparison of the reported parameters to the request on the chain of custody?	✓		
Each sample number transcribed by the laboratory and correct sample date?	✓		
Cross reference of field sample number, laboratory number and analytical batch?	✓		
Date of preparation / extraction and analysis for each sample?	✓		
Detection / Quantitation limits reported as specified?	✓		
Results reported for method blanks?	✓		
Results reported for trip blanks (VOCs only)?	✓		
Matrix Spike (MS) /Matrix Spike Duplicates (MSD) % recoveries and RPDs reported?			
Laboratory Control Samples (LCS) / LCSD % recoveries and RPDs reported?	✓		
Surrogate values provided (organic samples only)?	✓		

Data Reviewed by: Diane Meyer Date: 1/2/07
Diane Meyer, Project Chemist

ANALYSIS: VOLATILE MATRIX: LIQUID X
EPA METHOD: 8260B SOIL/SOLID ____ TCLP ____
BY GC/MS: LIQUID ____ Hold times met? yes

REQUIREMENTS		Y	N	NA
Method Blank	Every Batch or 20 Samples	✓		
	All Compounds < MDL	✓		
Trip Blank or Equipment Samples	Any contaminants detected?	✓		
Matrix Spike % Recovery Value	Within those set by Lab			✓
Matrix Spike Dup % Recovery Value	Within those set by Lab			✓
MS / MSD RPD	< Lab QC Limits			✓
% LCS Recovery Value	Within those set by Lab	✓SX	✓TB	
% LCSD Recovery Value	Within those set by Lab	✓SX		
LCS /LCSD RPD	< Lab QC Limits	✓SX		
% Surrogate Recovery Limits	Within those set by Lab	✓		
Field Duplicate Evaluation	RPD <35% or difference < 2 SQL for water			✓
	RPD <50% of difference < 3.5 SQL for soil			✓

If "NO," list all samples below:

Blank Information

Blank Type	Blank ID	Prep Batch	Date	Contaminant Found	Concentration (Specify Units)	Associated Samples
Trip	blank			carbon disulfide	0.944 ug/L	5x ND
	↓			methylene chloride	0.589	↓

Matrix Spike / Matrix Spike Duplicate Results and Field Duplicate

Sample Type	Sample ID	Analyte	MS Recovery	MSD Recovery	Result - 1	Result - 2	RPD%

Any runs with one (1) or more recoveries outside limits?

Run Date	Surrogate Compound	Analyte	Original % Recovery	Re-Run Recovery	Comments

Laboratory Control Sample

Sample Type	Sample ID	Compound	LCS %	LCSD %	RPD%
Water	HPMS 10	methyl acetate	135	80-130	5x ND

TIER 2 DATA REVIEW –VOLATILE ANALYSIS

ANALYSIS: VOLATILE ANALYSIS
EPA METHOD: 8260B
BY: GC/MS

MATRIX: LIQUID X
SOLID/SOIL_____ TCLP_____

REQUIREMENT		Y	N	NA
Tune Calibration Check	BFB Every 12 Hours	✓		
Initial Calibration Check	% RSD <OR = 30% or r^2 > 0.990	✓		
Continuing Calibration Check	% DIFF <OR = 25%		✓	
SPCC Compounds **(Chlorobenzene/1, 1, 2, 2-TCA)**	**RF** = OR > 0.30	✓		
Bromoform, 1, 1-Dichlorooethane, Chloromethane	**RF** = OR > 0.10	✓		
Any CCAL Mean	RF = OR > 0.05	✓		
All sample/blank internal standard areas	Within those set by Lab	✓		
All sample/blank internal standard retention times	Within 30 sec. of Standard IS RT	✓		

If "NO," List all samples below

Tune Calibration

BFB Run		GC/MS ID	Prep Batch	Associated Samples
Date	Time			

Initial Calibration

Calibration		GC/MS ID	Matrix	Mean RRF	% RSD	Compound	Associated Samples
Date	Time						

Continuing Calibration

Calibration		GC/MS ID	Matrix	Mean RRF	% RSD	Compound	Associated Samples
Date	Time						
12/7/06	0904	HPMS10	Water		33.6	methylacetate	- TB - Qualify UJ 05B

Internal Standard Performance

Sample Number	Internal Standard Area/RT	Limits	Comments

156 Starlite Drive, Marietta, OH 45750 • TEL 740-373-4071 • FAX 740-373-4835 • http://www.kemron.com

Laboratory Report Number: L0612141

Please find enclosed the analytical results for the samples you submitted to KEMRON Environmental Services.

Review and compilation of your report was completed by KEMRON's Sales and Service Team. If you have questions, comments or require further assistance regarding this report, please contact your team member noted in the reviewed box bleow at 800-373-4071. Team member e-mail addresses also appear here for your convenience.

Debra Elliott - Team Leader
delliott@kemron-lab.com

Cheryl Koelsch - Team Chemist/Data Specialist
ckoelsch@kemron-lab.com

Stephanie Mossburg - Team Chemist/Data Specialist
smossburg@kemron-lab.com

Kathy Albertson - Team Chemist/Data Specialist
kalbertson@kemron-lab.com

Amanda Fickiesen - Client Services Specialist
afickiesen@kemron-lab.com

Annie Bock - Client Services Specialist
abock@kemron-lab.com

Katie Barnes - Team Assistant
kbarnes@kemron-lab.com

Cara Strickler - Team Assistant
cstrickler@kemron-lab.com

This report was reviewed on December 11, 2006.

Stephanie Mossburg

STEPHANIE MOSSBURG - Team Chemist/Data Specialist

I certify that all test results meet all of the requirements of the NELAP standards and other applicable contract terms and conditions. All results for soil samples are reported on a 'dry-weight' basis unless specified otherwise. Analytical results for water and wastes are reported on a 'as received' basis unless specified otherwise. A statement of uncertainty for each analysis is available upon request. This laboratory report shall not be reproduced, except in full, without the written approval of KEMRON Environmental Services.

This report was certified on December 11, 2006.

David E. Vandenberg

David Vandenberg - Vice President

FL DOH NELAP ID: E8755
This report contains a total of 76 pages.

Protecting Our Environmental Future

LABORATORY REPORT

L0612141 00047055

12/11/06 15:48

Submitted By

KEMRON Environmental Services
156 Starlite Drive
Marietta , OH 45750
(740) 373 - 4071

For

Account Name: Shaw E & I, Inc.
ABB Lummus Biulding
3010 Briarpark
Houston, TX 77042
Attention: Diane Mever

Account Number: 2773
Work ID: LONGHORN ARMY AMMUNITION PLANT

P.O. Number: 200328

Sample Summary

Client ID	Lab ID	Date Collected	Date Received
35BTW01	L0612141-01	06-DEC-06	07-DEC-06
TRIP BLANK	L0612141-02	06-DEC-06	07-DEC-06

KEMRON ENVIRONMENTAL SERVICES
REPORT NARRATIVE

KEMRON Login No.: L0612141

CHAIN OF CUSTODY: The chain of custody number was 10018.

SHIPMENT CONDITIONS: The chain of custody forms were received sealed in a cooler. The cooler temperature was 0 degrees C.

SAMPLE MANAGEMENT: All samples received were intact.

I certify that this data package is in compliance with the terms and conditions agreed to by the client and KEMRON Environmental Services, both technically and for completeness, except for the conditions noted above. Release of the data contained in this hardcopy data package has been authorized by the Laboratory Manager or designated person, as verified by the following signature.

Approved: 11-DEC-06

Stephanie Moosburg

Laboratory Data Package Cover Page

00047057

This data Package consists of:

This signature page, the laboratory review checklists, and the following reportable data:

✓R1 Field chain-of-custody documentation;

✓R2 sample identification cross-reference;

R3 Test reports (analytical data sheets) for each enviornmental sample that includes:

a) Items consistant with NELAC 5.13 or ISO/IEC 17025 Section 5.10
b) dilution factors,
c) preparation methods,
d) Cleanup methods, and
e) If required for the project, tentatively identified compounds (TICs)

✓R4 Surrogate recovery data including:

a) Calculated recovery (%R) for each analyte, and
b) The laboratory's surrogate QC limits.

✓R5 Test reports/summary forms for blank samples;

✓R6 Test reports/summary forms for laboratory control samples (LCSs) including:

a) LCS spiking amount,
b) Calculated %R for each analyte, and
c) The laboratory"s LCS QC limits.

✓R7 Test reports for project matrix spike/matrix spike duplicates (MS/MSDs) including:

a) Samples associated with the MS/MSD clearly identified,
b) MS/MSD spiking amounts,
c) Concentration of each MS/MSD analyte measured in the parent and spiked samples,
d) Calculated %R and relative percent differences (RPDs), and
e) The laboratory's MS/MSD QC limits

✓R8 Laboratory analytical duplicate (if applicable) revocery and precision:

a) the amount of analyte measured in the duplicate,
b) the calculated RPD, and
c) the laboratory's QC limits for anlytical duplicates.

✓R9 List of method quantitation limits (MQLs) for each analyte for each method and matrix;

✓R10 Other problems or anomalies.

✓The exception Report for every "No" or "Not Reviewed (NR)" item IN laboratory review checklist.

Release statement: I am responsible for the release of this laboratory data package. This data package has been reviewed by the laboratory and is complete and technically compliant with the requirements of the methods used, except where noted by the laboratory in the attached exceptions reports. By my signature below, I affirm to the best of my knowledge, all problems/anomalies, observed by the laboratory as having the potential to affect the quality of the data, have been identified by the laboratoy in the Laboratory Review Checklist, and no information or data have been knowingly withheld that would affect the quality of the data.

Check, if applicable: [✓] This laboratory is an in-house laboratory controlled by the person repsonding to rule. The official signing the cover page of the rule-required report (for example, the APAR) in which these data are used is responsible for releasing this data package and is by signature affirming the above release statement is true.

MIKE D. ALBERTSON		Volatiles Lab Supervisor	December 11, 2006
Name (Printed)	Signature	Official Title (printed)	DATE

KEMRON Environmental Services
Laboratory Review Checklist

Laboratory Name:	KEMRON
Laboratory Log Number:	L0612141
Project Name:	798-LONGHORN
Method:	8260B
Prep Batch Number(s):	228927, 228919
Reviewer Name:	MIKE D. ALBERTSON
LRC Date:	December 11, 2006

Description	Yes	No	NA(1)	NR(2)	ER(3)
Chain-Of-Custody (C-O-C)					
Did samples meet the laboratory's standard conditions of sample acceptability upon receipt?	✓				
Were all departures from standard conditions described in an exception report?	✓				
Sample and quality control (QC) identification					
Are all field sample ID numbers cross-referenced to the laboratory ID numbers?	✓				
Are all laboratory ID numbers cross-referenced to the corresponding QC data?	✓				
Test reports					
Were all samples prepared and analyzed within holding times?	✓				
Other than those results <MQL, were all other raw values bracketed by calibration standards?	✓				
Were calculations checked by a peer or supervisor?	✓				
Were all analyte identifications checked by a peer or supervisor?	✓				
Were sample quantitation limits reported for all analytes not detected?	✓				
Were all results for soil and sediment samples reported on a dry weight basis?	✓				
Were % moisture (or solids) reported for all soil and sediment samples?	✓				
If required for the project, TICs reported?			✓		
Surrogate recovery data					
Were surrogates added prior to extraction?	✓				
Were surrogate percent recoveries in all samples within the laboratory QC limits?	✓				
Test reports/summary forms for blank samples					
Were appropriate type(s) of blanks analyzed?	✓				
Were blanks analyzed at the appropriate frequency?	✓				
Were method blanks taken through the entire analytical process, including preparation and, if applicable, cleanup procedures?	✓				
Were blank concentrations <MQL?	✓				
Laboratory control samples (LCS):					
Were all COCs included in the LCS?	✓				
Was each LCS taken through the entire analytical procedure, including prep and cleanup steps?	✓				
Were LCSs analyzed at the required frequency?	✓				
Were LCS (and LCSD, if applicable) %Rs within the laboratory QC limits?		✓			1
Does the detectability data document the laboratorys capability to detect the COCs at the MDL used to calculate the SQLs?	✓				
Was the LCSD RPD within QC limits?	✓				
Matrix spike (MS) and matrix spike duplicate (MSD) data					
Were the project/method specified analytes included in the MS and MSD?			✓		
Were MS/MSD analyzed at the appropriate frequency?			✓		
Were MS (and MSD, if applicable) %Rs within the laboratory QC limits?			✓		

Description	Yes	No	NA(1)	NR(2)	ER(3)
Were MS/MSD RPDs within laboratory QC limits?	00047059		✓		
Analytical duplicate data					
Were appropriate analytical duplicates analyzed for each matrix?			✓		
Were analytical duplicates analyzed at the appropriate frequency?			✓		
Were RPDs or relative standard deviations within the laboratory QC limits?			✓		
Method quantitation limits (MQLs):					
Are the MQLs for each method analyte included in the laboratory data package?	✓				
Do the MQLs correspond to the concentration of the lowest non-zero calibration standard?	✓				
Are unadjusted MQLs included in the laboratory data package?	✓				
Other problems/anomalies					
Are all known problems/anomalies/special conditions noted in this LRC and ER?	✓				
Were all necessary corrective actions performed for the reported data?	✓				
Was applicable and available technology used to lower the SQL minimize the matrix interference affects on the sample results?	✓				
ICAL					
Were response factors and/or relative response factors for each analyte within QC limits?	✓				
Were percent RSDs or correlation coefficient criteria met?	✓				
Was the number of standards recommended in the method used for all analytes?	✓				
Were all points generated between the lowest and highest standard used to calculate the curve?	✓				
Are ICAL data available for all instruments used?	✓				
Has the initial calibration curve been verified using an appropriate second source standard?	✓				
Initial and continuing calibration verification (ICV and CCV) and continuing calibration blank (CCB):					
Was the CCV analyzed at the method-required frequency?	✓				
Were percent differences for each analyte within the method-required QC limits?	✓				
Was the ICAL curve verified for each analyte?		✓			2
Was the absolute value of the analyte concentration in the inorganic CCB <MDL?			✓		
Mass spectral tuning:					
Was the appropriate compound for the method used for tuning?	✓				
Were ion abundance data within the method-required QC limits?	✓				
Internal standards (IS):					
Were IS area counts and retention times within the method-required QC limits?	✓				
Raw data (NELAC section 1 appendix A glossary, and section 5.12 or ISO/IEC 17025 section 4.12.2)					
Were the raw data (for example, chromatograms, spectral data) reviewed by an analyst?	✓				
Were data associated with manual integrations flagged on the raw data?	✓				
Dual column confirmation					
Did dual column confirmation results meet the method-required QC?			✓		
Tentatively identified compounds (TICs):					
If TICs were requested, were the mass spectra and TIC data subject to appropriate checks?			✓		
Interference Check Sample (ICS) results:					
Were percent recoveries within method QC limits?			✓		
Serial dilutions, post digestion spikes, and method of standard additions					
Were percent differences, recoveries, and the linearity within the QC limits specified in the method?			✓		
Method detection limit (MDL) studies					
Was a MDL study performed for each reported analyte?	✓				
Is the MDL either adjusted or supported by the analysis of DCSs?	✓				
Proficiency test reports:					
Was the laboratory's performance acceptable on the applicable proficiency tests or evaluation studies?	✓				

Description	Yes	No	NA(1)	NR(2)	ER(3)
Standards documentation	00047060				
Are all standards used in the analyses NIST-traceable or obtained from other appropriate sources?	✓				
Compound/analyte identification procedures					
Are the procedures for compound/analyte identification documented?	✓				
Demonstration of analyst competency (DOC)					
Was DOC conducted consistent with NELAC Chapter 5C or ISO/IEC 4?	✓				
Is documentation of the analyst's competency up-to-date and on file?	✓				
Verification/validation documentation for methods (NELAC Chap 5 or ISO/IEC 17025 Section 5)					
Are all the methods used to generate the data documented, verified, and validated, where applicable?	✓				
Laboratory standard operating procedures (SOPs):					
Are laboratory SOPs current and on file for each method performed?	✓				

EXCEPTIONS REPORT

ER# - Description

1) Methyl acetate exceeded the upper advisory limit in the LCS analyzed 12/07/06 on HPMS-10.

2) Methyl acetate exceeded the upper control limit in the ICV analyzed 11/13/06 on HPMS-10.

Footnotes:

(1) NA = Not applicable to method or project

(2) NR = Not reviewed

(3) ER# = Exception report number

Report Number: **L0612141**
Report Date : **December 11, 2006**

00047061

Sample Number: **L0612141-01**
Client ID: **35BTW01**
Matrix: **Water**
Workgroup Number: **WG228919**
Collect Date: **12/06/2006 15:00**
Sample Tag: **01**

PrePrep Method: **NONE**
Prep Method: **5030B**
Analytical Method: **8260B**
Analyst: **CMS**
Dilution: **1**
Units: **ug/L**

Instrument: **HPMS11**
Prep Date: **12/07/2006 11:06**
Cal Date: **11/28/2006 12:56**
Run Date: **12/07/2006 11:06**
File ID: **11M38639**

Analyte	CAS. Number	Result	Qual	PQL	SQL
1,1,1-Trichloroethane	71-55-6		U	5.00	0.250
1,1,2,2-Tetrachloroethane	79-34-5		U	5.00	0.125
1,1,2-Trichloro-1,2,2-Trifluoroethane	76-13-1		U	10.0	0.250
1,1,2-Trichloroethane	79-00-5		U	5.00	0.250
1,1-Dichloroethane	75-34-3		U	5.00	0.125
1,1-Dichloroethene	75-35-4		U	5.00	0.500
1,2,4-Trichlorobenzene	120-82-1		U	5.00	0.200
1,2-Dibromo-3-chloropropane	96-12-8		U	5.00	1.00
1,2-Dibromoethane	106-93-4		U	5.00	0.250
1,2-Dichlorobenzene	95-50-1		U	5.00	0.125
1,2-Dichloroethane	107-06-2		U	5.00	0.250
cis-1,2-Dichloroethene	156-59-2		U	10.0	0.250
trans-1,2-Dichloroethene	156-60-5		U	5.00	0.250
1,2-Dichloropropane	78-87-5		U	5.00	0.200
1,3-Dichlorobenzene	541-73-1		U	5.00	0.250
1,4-Dichlorobenzene	106-46-7		U	5.00	0.125
2-Butanone	78-93-3		U	10.0	2.50
2-Hexanone	591-78-6		U	10.0	2.50
4-Methyl-2-pentanone	108-10-1		U	10.0	2.50
Acetone	67-64-1	4.45	J	10.0	2.50
Benzene	71-43-2		U	5.00	0.125
Bromodichloromethane	75-27-4		U	5.00	0.250
Bromoform	75-25-2		U	5.00	0.500
Bromomethane	74-83-9		U	10.0	0.500
Carbon disulfide	75-15-0		U	5.00	0.500
Carbon tetrachloride	56-23-5		U	5.00	0.250
Chlorobenzene	108-90-7		U	5.00	0.125
Chloroethane	75-00-3		U	10.0	0.500
Chloroform	67-66-3		U	5.00	0.125
Chloromethane	74-87-3		U	10.0	0.250
cis-1,3-Dichloropropene	10061-01-5		U	5.00	0.250
Cyclohexane	110-82-7		U	10.0	0.250
Dibromochloromethane	124-48-1		U	5.00	0.250
Dichlorodifluoromethane	75-71-8		U	10.0	0.250
Ethyl benzene	100-41-4		U	5.00	0.250
Isopropylbenzene	98-82-8		U	5.00	0.250
Methyl acetate	79-20-9		U	10.0	0.250
Methyl tert-butyl ether	1634-04-4		U	5.00	0.500
Methylcyclohexane	108-87-2		U	10.0	0.250
Methylene chloride	75-09-2		U	5.00	0.250
Styrene	100-42-5		U	5.00	0.125
Tetrachloroethene	127-18-4	0.322	J	5.00	0.250
Toluene	108-88-3	1.75	J	5.00	0.250
trans-1,3-Dichloropropene	10061-02-6		U	5.00	0.500
Trichloroethene	79-01-6	7.25		5.00	0.250
Trichlorofluoromethane	75-69-4		U	10.0	0.250
Vinyl chloride	75-01-4		U	10.0	0.250
Xylenes, Total	1330-20-7		U	5.00	0.500

Sample Number: L0612141-01
Client ID: 35BTW01
Matrix: Water
Workgroup Number: WG228919
Collect Date: 12/06/2006 15:00
Sample Tag: 01

PrePrep Method: NONE
Prep Method: 5030B
Analytical Method: 8260B
Analyst: CMS
Dilution: 1
Units: ug/L

Instrument: HPMS11
Prep Date: 12/07/2006 11:06
Cal Date: 11/28/2006 12:56
Run Date: 12/07/2006 11:06
File ID: 11M38639

Surrogate	% Recovery	Lower	Upper	Qual
1,2-Dichloroethane-d4	87.0	80	120	
Dibromofluoromethane	93.1	86	118	
p-Bromofluorobenzene	89.6	86	115	
Toluene-d8	91.5	88	110	

U Not detected at or above adjusted sample detection limit
J The analyte was positively identified, but the quantitation was below the RL

Sample Number: L0612141-02
Client ID: TRIP BLANK
Matrix: Water
Workgroup Number: WG228927
Collect Date: 12/06/2006 00:01
Sample Tag: 01

PrePrep Method: NONE
Prep Method: 5030B
Analytical Method: 8260B
Analyst: MES
Dilution: 1
Units: ug/L

Instrument: HPMS10
Prep Date: 12/07/2006 15:30
Cal Date: 11/13/2006 16:05
Run Date: 12/07/2006 15:30
File ID: 10M51338

Analyte	CAS. Number	Result	Qual	PQL	SQL
1,1,1-Trichloroethane	71-55-6		U	5.00	0.250
1,1,2,2-Tetrachloroethane	79-34-5		U	5.00	0.125
1,1,2-Trichloro-1,2,2-Trifluoroethane	76-13-1		U	10.0	0.250
1,1,2-Trichloroethane	79-00-5		U	5.00	0.250
1,1-Dichloroethane	75-34-3		U	5.00	0.125
1,1-Dichloroethene	75-35-4		U	5.00	0.500
1,2,4-Trichlorobenzene	120-82-1		U	5.00	0.200
1,2-Dibromo-3-chloropropane	96-12-8		U	5.00	1.00
1,2-Dibromoethane	106-93-4		U	5.00	0.250
1,2-Dichlorobenzene	95-50-1		U	5.00	0.125
1,2-Dichloroethane	107-06-2		U	5.00	0.250
cis-1,2-Dichloroethene	156-59-2		U	10.0	0.250
trans-1,2-Dichloroethene	156-60-5		U	5.00	0.250
1,2-Dichloropropane	78-87-5		U	5.00	0.200
1,3-Dichlorobenzene	541-73-1		U	5.00	0.250
1,4-Dichlorobenzene	106-46-7		U	5.00	0.125
2-Butanone	78-93-3		U	10.0	2.50
2-Hexanone	591-78-6		U	10.0	2.50
4-Methyl-2-pentanone	108-10-1		U	10.0	2.50
Acetone	67-64-1		U	10.0	2.50
Benzene	71-43-2		U	5.00	0.125
Bromodichloromethane	75-27-4		U	5.00	0.250
Bromoform	75-25-2		U	5.00	0.500
Bromomethane	74-83-9		U	10.0	0.500
Carbon disulfide	75-15-0	0.944	J	5.00	0.500
Carbon tetrachloride	56-23-5		U	5.00	0.250
Chlorobenzene	108-90-7		U	5.00	0.125
Chloroethane	75-00-3		U	10.0	0.500
Chloroform	67-66-3		U	5.00	0.125
Chloromethane	74-87-3		U	10.0	0.250
cis-1,3-Dichloropropene	10061-01-5		U	5.00	0.250
Cyclohexane	110-82-7		U	10.0	0.250
Dibromochloromethane	124-48-1		U	5.00	0.250

Report Number: **L0612141**
Report Date : **December 11, 2006**

00047063

Sample Number: **L0612141-02**
Client ID: **TRIP BLANK**
Matrix: **Water**
Workgroup Number: **WG228927**
Collect Date: **12/06/2006 00:01**
Sample Tag: **01**

PrePrep Method: **NONE**
Prep Method: **5030B**
Analytical Method: **8260B**
Analyst: **MES**
Dilution: **1**
Units: **ug/L**

Instrument: **HPMS10**
Prep Date: **12/07/2006 15:30**
Cal Date: **11/13/2006 16:05**
Run Date: **12/07/2006 15:30**
File ID: **10M51338**

Analyte	CAS. Number	Result	Qual	PQL	SQL
Dichlorodifluoromethane	75-71-8		U	10.0	0.250
Ethyl benzene	100-41-4		U	5.00	0.250
Isopropylbenzene	98-82-8		U	5.00	0.250
Methyl acetate	79-20-9		U	10.0	0.250
Methyl tert-butyl ether	1634-04-4		U	5.00	0.500
Methylcyclohexane	108-87-2		U	10.0	0.250
Methylene chloride	75-09-2	0.589	J	5.00	0.250
Styrene	100-42-5		U	5.00	0.125
Tetrachloroethene	127-18-4		U	5.00	0.250
Toluene	108-88-3		U	5.00	0.250
trans-1,3-Dichloropropene	10061-02-6		U	5.00	0.500
Trichloroethene	79-01-6		U	5.00	0.250
Trichlorofluoromethane	75-69-4		U	10.0	0.250
Vinyl chloride	75-01-4		U	10.0	0.250
Xylenes, Total	1330-20-7		U	5.00	0.500

Surrogate	% Recovery	Lower	Upper	Qual
1,2-Dichloroethane-d4	86.4	80	120	
Dibromofluoromethane	90.2	86	118	
p-Bromofluorobenzene	98.3	86	115	
Toluene-d8	96.7	88	110	

U Not detected at or above adjusted sample detection limit
J The analyte was positively identified, but the quantitation was below the RL

WORKGROUP SUMMARY BY METHOD

WORKGROUP SUMMARY BY METHOD

00047065

Analysis: Special List - 8260
Analytical Method: 8260B
Workgroup: WG228919

Lab ID	Client ID	Tclp Date	Prep Date	Analysis Date	Tag	Inst Id	Analyst
L0612141-01	35BTW01			12/07/06 11:06	01	HPMS11	CMS

Analysis: Special List - 8260
Extraction Method: 5030B
Workgroup: WG228919

Lab ID	Client ID	Tclp Date	Prep Date	Analysis Date	Tag	Inst Id	Analyst
L0612141-01	35BTW01				228919	HPMS11	CMS

Analysis: Special List - 8260
Analytical Method: 8260B
Workgroup: WG228927

Lab ID	Client ID	Tclp Date	Prep Date	Analysis Date	Tag	Inst Id	Analyst
L0612141-02	TRIP BLANK			12/07/06 15:30	01	HPMS10	MES

Analysis: Special List - 8260
Extraction Method: 5030B
Workgroup: WG228927

Lab ID	Client ID	Tclp Date	Prep Date	Analysis Date	Tag	Inst Id	Analyst
L0612141-02	TRIP BLANK				228927	HPMS10	MES

Kemron Environmental Services
Analyst Listing
December 11, 2006

AJF - AMANDA J. FICKIESEN
ALB - ANNIE L. BOCK
ALT - ANN L. THAYER
ARA - ADRIAN R. ACHTERMANN
ASP - AARON S. PETRIE
BRG - BRENDA R. GREGORY
CAA - CASSIE A. AUGENSTEIN
CAF - CHERYL A. FLOWERS
CAK - CHERYL A. KOELSCH
CEB - CHAD E. BARNES
CFB - CHAD F. BOOK
CLC - CHRYS L. CRAWFORD
CLS - CARA L. STRICKLER
CLW - CHARISSA L. WINTERS
CM - CHARLIE MARTIN
CMS - CRYSTAL M. STEPHENS
CPD - CHAD P. DAVIS
CSA - LUCINDA S. ARNOLD
CSH - CHRIS S. HILL
DAS - DALLAS A. SULLIVAN
DD - DIANE M. DENNIS
DDE - DEBRA D. ELLIOTT
DEL - DON E. LIGHTFRITZ
DEV - DAVID E. VANDENBERG
DGB - DOUGLAS G. BUTCHER
DIH - DEANNA I. HESSON
DLB - DAVID L. BUMGARNER
DLP - DOROTHY L. PAYNE
DLR - DIANNA L. RAUCH
DR - DEANNA ROBERTS
DRP - DAVE R. PITZER
DSF - DEBRA S. FREDERICK
DSM - DAVID S. MOSSOR
DST - DENNIS S. TEPE
ECL - ERIC C. LAWSON
ED - EMILY E. DECKER
FJB - FRANCES J. BOLDEN
HAV - HEMA VILASAGAR
JAL - JOHN A. LENT
JKT - JANE K. THOMPSON
JLS - JANICE L. SCHIMMEL
JNB - JOSHUA N. BOOTH
JS - JENNIFER L. SOUTHALL
JWR - JOHN W. RICHARDS
JWS - JACK W. SHEAVES
JYH - JI Y. HU
KCZ - KEVIN C. ZUMBRO
KEB - KATHRYN E. BARNES
KHR - KIM H. RHODES
KRA - KATHY R. ALBERTSON
LKN - LINDA K. NEDEFF
LSB - LESLIE S. BUCINA
MDA - MIKE D. ALBERTSON
MDC - MICHAEL D. COCHRAN
MES - MARY E. SCHILLING
MKZ - MARILYN K. ZUMBRO
MLR - MARY L. ROCHOTTE
MLS - MICHAEL L. SCHIMMEL
MMB - MAREN M. BEERY
MSW - MATT S. WILSON
NJB - NATALIE J. BOOTH
PAS - PATRICK A. STREET
PJM - PAUL J. MILLER
RB - ROBERT BUCHANAN
REK - ROBERT E. KYER
RNP - RICK N. PETTY
RWC - RODNEY W. CAMPBELL
SLM - STEPHANIE L. MOSSBURG
SLP - SHERI L. PFALZGRAF
SMH - SHAUNA M. HYDE
TMB - TIFFANY M. BAILEY
TMM - TAMMY M. MORRIS
VC - VICKI COLLIER
WFM - WALTER F. MARTIN

KEMRON Environmental Services

List of Valid Qualifiers

December 11, 2006

00047067

Qualkey: STD

Qualifier	Description
*	Surrogate or spike compound out of range
+	Correlation coefficient for the MSA is less than 0.995
<	Result is less than the associated numerical value.
>	Result is greater than the associated numerical value.
A	See the report narrative
B	Analyte present in method blank
C	Confirmed by GC/MS
CG	Confluent growth
DL	Surrogate or spike compound was diluted out
E	Estimated concentration due to sample matrix interference
EDL	Elevated sample reporting limits, presence of non-target analytes
EMPC	Estimated Maximum Possible Concentration
FL	Free Liquid
I	Semiquantitative result (out of instrument calibration range)
J	The analyte was positively identified, but the quantitation was below the RL
J,B	Analyte detected in both the method blank and sample above the MDL.
J,P	ESTIMATE & COLUMNS DON'T AGREE TO WITHIN 40%
L	Sample reporting limits elevated due to matrix interference
M	Matrix effect; the concentration is an estimate due to matrix effect.
N	Tentatively identified compound(TIC)
NA	Not applicable
ND	Not detected at or above the reporting limit
NF	Not found by library search
NFL	No free liquid
NI	Non-ignitable
NR	Analyte is not required to be analyzed
NS	Not spiked
P	Concentrations >40% difference between the two GC columns
Q	One or more quality control criteria fail. See narrative.
QNS	Quantity of sample not sufficient to perform analysis
RA	Reanalysis confirms reported results
RE	Reanalysis confirms sample matrix interference
S	Analyzed by method of standard addition
SMI	Sample matrix interference on surrogate
SP	Reported results are for spike compounds only
TIC	Library Search Compound
TNTC	Too numerous to count
U	Undetected; the concentration is below the reported MDL.
UJ	Undetected; the MDL and RL are estimated due to quality control discrepancies.
W	Post-digestion spike for furnace AA out of control limits
X	Exceeds regulatory limit
Z	Cannot be resolved from isomer - see below

*****Special Notes for Organic Analytes**

1. Acrolein and acrylonitrile by method 624 are semi-quantitative screens only.
2. 1,2-Diphenylhydrazine is unstable and is reported as azobenzene.
3. N-nitrosodiphenylamine cannot be separated from diphenylamine.
4. 3-Methylphenol and 4-Methylphenol are unresolvable compounds.
5. m-Xylene and p-Xylene are unresolvable compounds.
6. The reporting limits for Appendix II/IX compounds by method 8270 are based on EPA estimated PQLs referenced in 40 CFR Part 264, Appendix IX. They are not always achievable for every compound an are matrix dependent.

Organic QA/QC

KEMRON Environmental Services
Data Checklist

00047069

Date: 13-NOV-2006
Analyst: MES
Analyst: NA
Method: 8260
Instrument: HPMS10
Curve Workgroup: NA
Runlog ID: 13345
Analytical Workgroups: WG227377,WG227474

System Performance Check	NA
BFB	X
Initial Calibration	X
Average RF	X
Linear Reg or Higher Order Curve	X
Second Source standard % Difference	X
Continuing Calibration /Check Standards	X
Project/Client Specific Requirements	X
Special Standards	NA
Blanks	X
TCL's	X
Surrogates	X
LCS (Laboratory Control Sample)	X
Recoveries	X
Surrogates	X
MS/MSD/Duplicates	NA
Samples	X
TCL Hits	X
Spectra of TCL Hits	X
Surrogates	X
Internal Standards Criteria	X
Library Searches	NA
Calculations & Correct Factors	X
Dilutions Run	NA
Reruns	X
Manual Integrations	X
Case Narrative	X
Results Reporting/Data Qualifiers	X
KOBRA Workgroup Data	X
Check for Completeness	X
Primary Reviewer	MES
Secondary Reviewer	LSB
Check for compliance with method and project specific requirements	X
Check the completeness of reported information	X
Check the information for the report narrative	X
Check the reasonableness of the results	X

Primary Reviewer:
14-NOV-2006

Secondary Reviewer:
20-NOV-2006

Generated: NOV-20-2006 11:40:07

KEMRON Environmental Services
Data Checklist

00047070

Date: 28-NOV-2006
Analyst: CMS
Analyst: NA
Method: 8260B/624
Instrument: HPMS11
Curve Workgroup: NA
Runlog ID: 13560
Analytical Workgroups: WG228336;WG228416

System Performance Check	X
BFB	X
Initial Calibration	X
Average RF	X
Linear Reg or Higher Order Curve	X
Second Source standard % Difference	X
Continuing Calibration /Check Standards	X
Project/Client Specific Requirements	X
Special Standards	NA
Blanks	X
TCL's	X
Surrogates	X
LCS (Laboratory Control Sample)	X
Recoveries	X
Surrogates	X
MS/MSD/Duplicates	NA
Samples	X
TCL Hits	X
Spectra of TCL Hits	X
Surrogates	X
Internal Standards Criteria	X
Library Searches	NA
Calculations & Correct Factors	X
Dilutions Run	X
Reruns	X
Manual Integrations	X
Case Narrative	X
Results Reporting/Data Qualifiers	X
KOBRA Workgroup Data	X
Check for Completeness	X
Primary Reviewer	CMS
Secondary Reviewer	MDA
Check for compliance with method and project specific requirements	X
Check the completeness of reported information	X
Check the information for the report narrative	X
Check the reasonableness of the results	X

Primary Reviewer:
29-NOV-2006

Secondary Reviewer:
29-NOV-2006

Generated: NOV-29-2006 14:59:24

KEMRON Environmental Services
Data Checklist

00047071

Date: 07-DEC-2006
Analyst: CMS
Analyst: NA
Method: 8260/624
Instrument: HPMS11
Curve Workgroup: NA
Runlog ID: 13682
Analytical Workgroups: WG228919

System Performance Check	NA
BFB	X
Initial Calibration	X
Average RF	X
Linear Reg or Higher Order Curve	X
Second Source standard % Difference	X
Continuing Calibration /Check Standards	X
Project/Client Specific Requirements	X
Special Standards	NA
Blanks	X
TCL's	X
Surrogates	X
LCS (Laboratory Control Sample)	X
Recoveries	X
Surrogates	X
MS/MSD/Duplicates	NA
Samples	X
TCL Hits	X
Spectra of TCL Hits	X
Surrogates	X
Internal Standards Criteria	X
Library Searches	NA
Calculations & Correct Factors	X
Dilutions Run	X
Reruns	X
Manual Integrations	X
Case Narrative	X
Results Reporting/Data Qualifiers	X
KOBRA Workgroup Data	X
Check for Completeness	X
Primary Reviewer	MES
Secondary Reviewer	MDA
Check for compliance with method and project specific requirements	X
Check the completeness of reported information	X
Check the information for the report narrative	X
Check the reasonableness of the results	X

Primary Reviewer:
08-DEC-2006

Secondary Reviewer:
11-DEC-2006

Generated: DEC-11-2006 10:51:20

KEMRON Environmental Services
Data Checklist

00047072

Date: 07-DEC-2006
Analyst: MES
Analyst: SMH
Method: 8260
Instrument: HPMS10
Curve Workgroup: NA
Runlog ID: 13679
Analytical Workgroups: WG228927,WG228931

Runlog ID number:	
System Performance Check	NA
BFB	X
Initial Calibration	X
Average RF	X
Linear Reg or Higher Order Curve	X
Second Source standard % Difference	X
Continuing Calibration /Check Standards	X
Project/Client Specific Requirements	X
Special Standards	
Blanks	X
TCL's	X
Surrogates	X
LCS (Laboratory Control Sample)	X
Recoveries	X
Surrogates	X
MS/MSD/Duplicates	
Samples	X
TCL Hits	X
Spectra of TCL Hits	X
Surrogates	X
Internal Standards Criteria	X
Library Searches	NA
Calculations & Correct Factors	X
Dilutions Run	
Reruns	
Manual Integrations	
Case Narrative	X
Results Reporting/Data Qualifiers	X
KOBRA Workgroup Data	X
Check for Completeness	X
Primary Reviewer	MES
Secondary Reviewer	MDA
Check for compliance with method and project specific requirements	X
Check the completeness of reported information	X
Check the information for the report narrative	X
Check the reasonableness of the results	X

Primary Reviewer:
08-DEC-2006

Secondary Reviewer:
11-DEC-2006

Generated: DEC-11-2006 11:00:45

KEMRON Environmental Services

Instrument Run Log

00047073

Instrument: HPMS10 Dataset: 111306

Analyst1: MES Analyst2: NA

Method: 8260B SOP: MSV01 Rev: 10

Method: 5030/5035 SOP: PAT01 Rev: 10

Maintenance Log ID: 16650

Internal Standard: STD16159 Surrogate Standard: STD16214

CCV: STD16295 LCS: STD16323 MS/MSD: NA

Column 1 ID: RTX502.2 Column 2 ID: NA

Workgroups: WG227377, WG227474

Comments:

Seq.	File ID	Sample Information	pH	Mat	Dil	Reference	Date/Time
1	10M50689	WG227377-01 50NG BFB STD 8260	NA	1	1	STD16160	11/13/06 08:27
2	10M50690	SYSTEM BLANK	NA	1	1		11/13/06 08:49
3	10M50691	SYSTEM BLANK	NA	1	1		11/13/06 09:23
4	10M50692	WG227377-02 0.3ug/L WATER STD 8260	NA	1	1	STD16295	11/13/06 09:59
5	10M50693	WG227377-03 0.4 ug/L WATER STD 8260	NA	1	1	STD16295	11/13/06 10:34
6	10M50694	WG227377-04 1 ug/L WATER STD 8260	NA	1	1	STD16295	11/13/06 11:18
7	10M50695	WG227377-05 2 ug/L WATER STD 8260	NA	1	1	STD16295	11/13/06 11:50
8	10M50696	WG227377-06 5 ug/L WATER STD 8260	NA	1	1	STD16295	11/13/06 12:22
9	10M50697	WG227377-07 20 ug/L WATER STD 8260	NA	1	1	STD16295	11/13/06 12:54
10	10M50698	WG227377-08 50 ug/L WATER STD 8260	NA	1	1	STD16295	11/13/06 13:26
11	10M50699	WG227377-09 100 ug/L WATER STD 8260	NA	1	1	STD16295	11/13/06 13:57
12	10M50700	WG227377-10 200 ug/L WATER STD 8260	NA	1	1	STD16295	11/13/06 14:29
13	10M50701	SYSTEM BLANK	NA	1	1		11/13/06 15:01
14	10M50702	SYSTEM BLANK	NA	1	1		11/13/06 15:33
15	10M50703	WG227377-03 0.4ug/L WATER STD 8260	NA	1	1	STD16295	11/13/06 16:05
16	10M50704	WG227377-11 20ug/L ALT SOURCE	NA	1	1	STD16323	11/13/06 17:05
17	10M50705	WG227473-01 50NG BFB STD 8260	NA	1	1	STD16160	11/13/06 17:59
39	10M50706	WG227473-02 50ug/L WATER STD 8260	NA	1	1	STD16295	11/13/06 18:22
18	10M50707	WG227474-01 VBLK1113 BLANK 8260	NA	1	1		11/13/06 18:54
19	10M50708	WG227474-01 VBLK1113 BLANK 8260	NA	1	1		11/13/06 19:26
20	10M50709	WG227474-02 20ug/L LCS 8260	NA	1	1	STD16323	11/13/06 19:58
21	10M50710	WG227474-03 20ug/L LCSDUP 8260	NA	1	1	STD16323	11/13/06 20:30
22	10M50711	L0611170-19 A 826-LOW	<2	1	1		11/13/06 21:01
23	10M50712	L0611170-03 A 826-LOW	<2	1	1		11/13/06 21:34
24	10M50713	L0611170-04 A 826-LOW	<2	1	1		11/13/06 22:05
25	10M50714	L0611170-05 A 826-LOW	<2	1	1		11/13/06 22:38
26	10M50715	L0611170-06 A 826-LOW	<2	1	1		11/13/06 23:09
27	10M50716	L0611170-07 A 826-LOW	<2	1	1		11/13/06 23:41
28	10M50717	L0611170-08 A 826-LOW	<2	1	1		11/14/06 00:13
29	10M50718	L0611170-09 A 826-LOW	<2	1	1		11/14/06 00:45
30	10M50719	L0611170-10 A 826-LOW	<2	1	1		11/14/06 01:17
31	10M50720	L0611170-11 A 826-LOW	<2	1	1		11/14/06 01:50

Approved: November 15, 2006

KEMRON Environmental Services

Instrument Run Log

00047074

Instrument: HPMS10 Dataset: 111306

Analyst1: MES Analyst2: NA

Method: 8260B SOP: MSV01 Rev: 10

Method: 5030/5035 SOP: PAT01 Rev: 10

Maintenance Log ID: 16650

Internal Standard: STD16159 Surrogate Standard: STD16214

CCV: STD16295 LCS: STD16323 MS/MSD: NA

Column 1 ID: RTX502.2 Column 2 ID: NA

Workgroups: WG227377, WG227474

Seq.	File ID	Sample Information	pH	Mat	Dil	Reference	Date/Time
32	10M50721	L0611170-12 A 826-LOW	<2	1	1		11/14/06 02:21
33	10M50722	L0611170-13 A 826-LOW	<2	1	1		11/14/06 02:54
34	10M50723	L0611170-14 A 826-LOW	<2	1	1		11/14/06 03:26
35	10M50724	L0611170-15 A 826-LOW	<2	1	1		11/14/06 03:58
36	10M50725	L0611170-16 A 826-LOW	<2	1	1		11/14/06 04:30
37	10M50726	L0611170-17 A 826-LOW	<2	1	1		11/14/06 05:02
38	10M50727	L0611170-18 A 826-LOW	<2	1	1		11/14/06 05:34

Comments

Seq.	Rerun	Dil.	Reason	Analytes
5				
File ID: 10M50693				
	Do not report.			
22	X	1	Carry-over contamination	
File ID: 10M50711				
	Do not report.			
27	X	10	Over Calibration Range	PCE
File ID: 10M50716				
28	X	10	Over Calibration Range	PCE
File ID: 10M50717				
29	X	10	Over Calibration Range	PCE
File ID: 10M50718				

Approved: November 15, 2006

KEMRON Environmental Services

Instrument Run Log

00047075

Instrument: HPMS11 Dataset: 112806

Analyst1: CMS Analyst2: NA

Method: 8260B SOP: MSV01 Rev: 10

Method: 624 SOP: MSV10 Rev: 9

Method: 5030B SOP: PAT01 Rev: 10

Maintenance Log ID: 16856

Internal Standard: STD16509 Surrogate Standard: STD16510

CCV: STD16549 LCS: STD16525 MS/MSD: NAWG228336;WG22841

Column 1 ID: RTX502.2 Column 2 ID: NA

Workgroups: WG228336;WG228416

Comments:

Seq.	File ID	Sample Information	pH	Mat	Dil	Reference	Date/Time
1	11M38433	SYSTEM BLANK	NA	1	1		11/28/06 07:49
2	11M38434	WG228336-01 BFB 50ng STD 8260	NA	1	1	STD16160	11/28/06 08:17
3	11M38435	WG228336-02 0.30ug/L STD 8260	NA	1	1	STD16549	11/28/06 08:46
4	11M38436	WG228336-03 0.40ug/L STD 8260	NA	1	1	STD16549	11/28/06 09:17
5	11M38437	WG228336-04 1ug/L STD 8260	NA	1	1	STD16549	11/28/06 09:51
6	11M38438	WG228336-05 2ug/L STD 8260	NA	1	1	STD16549	11/28/06 10:22
7	11M38439	WG228336-06 5ug/L STD 8260	NA	1	1	STD16549	11/28/06 10:53
8	11M38440	WG228336-07 20ug/L STD 8260	NA	1	1	STD16549	11/28/06 11:24
9	11M38441	WG228336-08 50ug/L STD 8260	NA	1	1	STD16549	11/28/06 11:54
10	11M38442	WG228336-09 100ug/L STD 8260	NA	1	1	STD16549	11/28/06 12:25
11	11M38443	WG228336-10 200ug/L STD 8260	NA	1	1	STD16549	11/28/06 12:56
12	11M38444	SYSTEM BLANK	NA	1	1		11/28/06 13:27
13	11M38445	SYSTEM BLANK	NA	1	1		11/28/06 13:58
14	11M38446	WG228336-11 20ug/L ALT SOURCE STD 8	NA	1	1	STD16525	11/28/06 14:28
15	11M38447	WG228415-01 BFB 50ng STD 8260	NA	1	1	STD16160	11/28/06 14:59
16	11M38448	WG228415-02 50ug/L STD 8260	NA	1	1	STD16549	11/28/06 15:28
17	11M38449	WG228416-01 VBLK1128 BLANK 8260	NA	1	1		11/28/06 15:59
18	11M38450	WG228416-02 20ug/L LCS STD 8260	NA	1	1	STD16525	11/28/06 16:30
19	11M38451	WG228416-03 20ug/L LCSDUP STD 8260	NA	1	1	STD16525	11/28/06 17:01
20	11M38452	L0611600-07 A 826-SPE	<2	1	1		11/28/06 17:32
21	11M38453	L0611489-04 A 826-SPE	<2	1	1		11/28/06 18:03
22	11M38454	L0611477-11 A 826-SPE1	<2	1	1		11/28/06 18:34
23	11M38455	L0611490-05 A 826-LOW	<2	1	1		11/28/06 19:04
24	11M38456	L0611490-08 A 826-LOW	<2	1	1		11/28/06 19:35
25	11M38457	L0611490-06 A 826-LOW	<2	1	1		11/28/06 20:07
26	11M38458	L0611511-01 A 826-SPE	<2	1	1		11/28/06 20:37
27	11M38459	L0611511-02 A 826-SPE	<2	1	1		11/28/06 21:08
28	11M38460	L0611511-03 A 826-SPE	<2	1	1		11/28/06 21:39
29	11M38461	L0611511-04 A 826-SPE	<2	1	1		11/28/06 22:10
30	11M38462	L0611511-05 A 826-SPE	<2	1	1		11/28/06 22:41
31	11M38463	L0611511-06 A 826-SPE	<2	1	1		11/28/06 23:12
32	11M38464	L0611511-07 A 826-SPE	<2	1	1		11/28/06 23:43

Approved: November 29, 2006

KEMRON Environmental Services

Instrument Run Log

00047076

Instrument: HPMS11 Dataset: 112806
Analyst1: CMS Analyst2: NA
Method: 8260B SOP: MSV01 Rev: 10
Method: 624 SOP: MSV10 Rev: 9
Method: 5030B SOP: PAT01 Rev: 10
Maintenance Log ID: 16856

Internal Standard: STD16509 Surrogate Standard: STD16510
CCV: STD16549 LCS: STD16525 MS/MSD: NAWG228336;WG22841

Column 1 ID: RTX502.2 Column 2 ID: NA
Workgroups: WG228336;WG228416

Seq.	File ID	Sample Information	pH	Mat	Dil	Reference	Date/Time
33	11M38465	L0611477-07 A 826-SPE1	<2	1	1		11/29/06 00:13
34	11M38466	L0611477-08 A 826-SPE1	<2	1	1		11/29/06 00:44
35	11M38467	L0611477-09 A 826-SPE1	<2	1	1		11/29/06 01:15
36	11M38468	L0611477-10 A 826-SPE1	<2	1	1		11/29/06 01:45
37	11M38469	L0611588-02 A 100X 8260	<2	1	100		11/29/06 02:16
38	11M38470	L0611588-01 A 100X 8260	NA	12	100		11/29/06 02:47
39	11M38471	SYSTEM BLANK	NA	1	1		11/29/06 03:17

Comments

Seq.	Rerun	Dil.	Reason	Analytes
33	X	5	Over Calibration Range	TCE
File ID: 11M38465				
35	X	10	Over Calibration Range	EB, m+p-Xyl., 1,2,4-TMB
File ID: 11M38467				
36	X		Carry-over contamination	
File ID: 11M38468				
	DNR			
37	X		Analyzed too dilute	
File ID: 11M38469				
	DNR			
38	X	5	Analyzed too dilute	
File ID: 11M38470				
	DNR			

Approved: November 29, 2006

KEMRON Environmental Services

Instrument Run Log

00047077

Instrument: HPMS11 Dataset: 120706
Analyst1: CMS Analyst2: NA
Method: 8260B SOP: MSV01 Rev: 10
Method: 5030/5035 SOP: PAT01 Rev: 10
Method: 624 SOP: MSV10 Rev: 9
Maintenance Log ID: 16980

Internal Standard: STD16509 Surrogate Standard: STD16510
CCV: STD16549 LCS: STD16602 MS/MSD: NA

Column 1 ID: RTX502.2 Column 2 ID: NA
Workgroups: WG228919

Comments:

Seq.	File ID	Sample Information	pH	Mat	Dil	Reference	Date/Time
1	11M38632	WG228918-01 BFB 50ng STD 8260	NA	1	1	STD16662	12/07/06 07:27
2	11M38633	WG228918-02 50ug/L STD 8260	NA	1	1	STD16549	12/07/06 08:01
3	11M38634	WG228919-01 VBLK1207 BLANK 8260	NA	1	1		12/07/06 08:32
4	11M38635	WG228919-01 VBLK1207 BLANK 8260	NA	1	1		12/07/06 09:03
5	11M38636	WG228919-02 20ug/L LCS STD 8260	NA	1	1	STD16602	12/07/06 09:34
6	11M38637	WG228919-03 20ug/L LCSDUP STD 8260	NA	1	1	STD16602	12/07/06 10:05
7	11M38638	L0612076-01 B D1 100X 826-SPE	<2	1	100		12/07/06 10:36
8	11M38639	L0612141-01 A,B 826-SPE	<2	1	1		12/07/06 11:06
9	11M38640	L0612095-07 A 826-SPE1	<2	1	1		12/07/06 11:37
10	11M38641	L0612040-09 B 826-SPE	<2	1	1		12/07/06 12:08
11	11M38642	L0612040-11 B 826-SPE	<2	1	1		12/07/06 12:39
12	11M38643	L0612040-13 B 826-SPE	<2	1	1		12/07/06 13:10
13	11M38644	L0612040-15 B 826-SPE	<2	1	1		12/07/06 13:41
14	11M38645	L0612040-17 B 826-SPE	<2	1	1		12/07/06 14:12
15	11M38646	L0612040-19 B 826-SPE	<2	1	1		12/07/06 14:43
16	11M38647	L0612040-20 B 826-SPE	<2	1	1		12/07/06 15:13
17	11M38648	L0612095-01 A 826-SPE1	<2	1	1		12/07/06 15:44
18	11M38649	L0612095-03 A 826-SPE1	<2	1	1		12/07/06 16:15
19	11M38650	L0612095-05 A 826-SPE1	2.2	1	1		12/07/06 16:45
20	11M38651	L0612094-01 A 5000X 826-TC	NA	17	5000		12/07/06 17:17
21	11M38652	L0612045-01 A 10X 826-TC	NA	17	10		12/07/06 17:47
22	11M38653	L0612045-02 A 10X 826-TC	NA	17	10		12/07/06 18:18
23	11M38654	L0612045-03 A 10X 826-TC	NA	17	10		12/07/06 18:49
24	11M38655	L0612045-04 A 10X 826-TC	NA	17	10		12/07/06 19:19
25	11M38656	SYSTEM BLANK	NA	1	1		12/07/06 19:50
26	11M38657	WG228919-04 624 BLANK	NA	1	1		12/07/06 20:21
27	11M38658	L0612129-03 A 624-SPE	7	2	1		12/07/06 20:52

Comments

Seq.	Rerun	Dil.	Reason	Analytes
19	X	5	Over Calibration Range	cis-1,2-DCE

Approved: December 11, 2006

Page: 1 of 2

KEMRON Environmental Services

Instrument Run Log

00047078

Instrument: HPMS11 Dataset: 120706

Analyst1: CMS Analyst2: NA

Method: 8260B SOP: MSV01 Rev: 10

Method: 5030/5035 SOP: PAT01 Rev: 10

Method: 624 SOP: MSV10 Rev: 9

Maintenance Log ID: 16980

Internal Standard: STD16509 Surrogate Standard: STD16510

CCV: STD16549 LCS: STD16602 MS/MSD: NA

Column 1 ID: RTX502.2 Column 2 ID: NA

Workgroups: WG228919

Comments

Seq.	Rerun	Dil.	Reason	Analytes
File ID: 11M38650				
20	X	5000	Analyzed too dilute	
File ID: 11M38651				
	Do not report.			
27				
File ID: 11M38658				
	Sample was cancelled.			

Approved: December 11, 2006

KEMRON Environmental Services

Instrument Run Log

00047079

Instrument: HPMS10 Dataset: 120706

Analyst1: MES Analyst2: SMH

Method: 8260B SOP: MSV01 Rev: 10

Method: 50305035 SOP: PAT01 Rev: 10

Maintenance Log ID: 16978

Internal Standard: STD16478 Surrogate Standard: STD13508

CCV: STD16521 LCS: STD16525 MS/MSD: STD16525

Column 1 ID: RTX502.2 Column 2 ID: NA

Workgroups: WG228927,WG228931

Comments:

Seq.	File ID	Sample Information	pH	Mat	Dil	Reference	Date/Time
1	10M51325	WG228926-01 50NG BFB STD 8260	NA	1	1	STD16662	12/07/06 08:40
2	10M51326	WG228926-02 50UG/L WATER STD	NA	1	1	STD16521	12/07/06 09:04
3	10M51327	WG228931-01 EXTBLANK 12/07 BLANK 82	NA	7	50		12/07/06 09:42
4	10M51328	WG228927-01 VBLK 12/07 BLANK 8260	NA	1	1		12/07/06 10:13
5	10M51329	WG228931-02 EXT LCS 20UG/KG 8260	NA	7	50	STD16525	12/07/06 10:44
6	10M51330	WG228927-02 LCS 20UG/L 8260	NA	1	1	STD16525	12/07/06 11:16
7	10M51331	L0612038-01 1000X 826-SPE 4.88g/10mL	NA	7	500		12/07/06 11:47
8	10M51332	WG228931-03 L0612038-01 100X 826-SP	NA	7	50		12/07/06 12:21
9	10M51333	WG228931-04 L0612038-01 DUP 100X 826	NA	7	50		12/07/06 12:53
10	10M51334	L0612109-01 1000X 8260 4.93g/10mL	NA	10	50		12/07/06 13:24
11	10M51335	L0612078-03 B 10X 826-SPE	<2	1	10		12/07/06 13:56
12	10M51336	L0612109-01 500X 8260 4.93g/10mL	NA	10	250		12/07/06 14:27
13	10M51337	L0612078-04 B 10X 826-SPE	<2	1	10		12/07/06 14:58
14	10M51338	L0612141-02 A 826-SPE	<2	1	1		12/07/06 15:30
15	10M51339	L0612079-08 A 826-LOW	<2	1	1		12/07/06 16:01
16	10M51340	L0612079-09 MS A 826-LOW	<2	1	1	STD16525	12/07/06 16:32
17	10M51341	L0612079-10 MSD A 826-LOW	<2	1	1	STD16525	12/07/06 17:04
18	10M51342	L0612077-04 B 10X 826-SPE	<2	1	10		12/07/06 17:35
19	10M51343	L0612077-05 B 10X 826-SPE	<2	1	10		12/07/06 18:06
20	10M51344	L0612067-01 B 8260	<2	1	1		12/07/06 18:38
21	10M51345	L0612067-02 B 8260	<2	1	1		12/07/06 19:09

Comments

Seq.	Rerun	Dil.	Reason	Analytes
7	X	100	Analyzed too dilute	
File ID: 10M51331				
	DNR			
10	X	500	Analyzed too dilute	
File ID: 10M51334				
15	X	10	Over Calibration Range	VC,CIS-1,2
File ID: 10M51339				

Approved: December 11, 2006

Page: 1 of 2

KEMRON Environmental Services

Instrument Run Log

00047080

Instrument: HPMS10 Dataset: 120706

Analyst1: MES Analyst2: SMH

Method: 8260B SOP: MSV01 Rev: 10

Method: 50305035 SOP: PAT01 Rev: 10

Maintenance Log ID: 16978

Internal Standard: STD16478 Surrogate Standard: STD13508

CCV: STD16521 LCS: STD16525 MS/MSD: STD16525

Column 1 ID: RTX502.2 Column 2 ID: NA

Workgroups: WG228927,WG228931

Comments

Seq.	Rerun	Dil.	Reason	Analytes

Approved: December 11, 2006

KEMRON Environmental Services
HOLDING TIMES
EQUIVALENT TO AFCEE FORM 9

00047081

Analytical Method: 8260B

AAB#: WG228919

Login Number: L0612141

Client ID	Date Collected	Date Received	Date Extracted	Max Hold Time Ext.	Time Held Ext.	Date Analyzed	Max Hold Time Anal	Time Held Anal.	Q
35BTW01	12/06/06	12/07/06	12/07/06	14	0.838	12/07/06	14	0.838	

* EXT = SEE PROJECT QAPP REQUIREMENTS
*ANAL = SEE PROJECT QAPP REQUIREMENTS

KEMRON FORMS - Modified 11/20/2006
Version 1.5 PDF File ID: 644641
Report generated 12/11/2006 13:50

KEMRON Environmental Services
HOLDING TIMES
EQUIVALENT TO AFCEE FORM 9

00047082

Analytical Method: 8260B

AAB#: WG228927

Login Number: L0612141

Client ID	Date Collected	Date Received	Date Extracted	Max Hold Time Ext.	Time Held Ext.	Date Analyzed	Max Hold Time Anal	Time Held Anal.	Q
TRIP BLANK	12/06/06	12/07/06	12/07/06	14	1.65	12/07/06	14	1.65	

* EXT = SEE PROJECT QAPP REQUIREMENTS
*ANAL = SEE PROJECT QAPP REQUIREMENTS

KEMRON FORMS - Modified 11/20/2006
Version 1.5 PDF File ID: 644641
Report generated 12/11/2006 13:50

KEMRON Environmental Services

SURROGATE STANDARDS

00047083

Login Number: L0612141
Instrument Id: HPMS10
Workgroup (AAB#): WG228927

Method: 8260
CAL ID: HPMS10-13-NOV-06
Matrix: Water

Sample Number	Dilution	Tag	1	2	3	4
L0612141-02	1.00	01	86.4	90.2	98.3	96.7
WG228927-01	1.00	01	97.9	94.7	102	97.1
WG228927-02	1.00	01	96.2	97.0	102	96.4

Surrogates	Surrogate Limits		
1 - 1,2-Dichloroethane-d4	80	-	120
2 - Dibromofluoromethane	86	-	118
3 - p-Bromofluorobenzene	86	-	115
4 - Toluene-d8	88	-	110

Underline = Result out of surrogate limits

DL = surrogate diluted out
ND = surrogate not detected

KEMRON FORMS - Modified 09/27/2006
Version 1.5 PDF File ID: 644647
Report generated 12/11/2006 13:51

KEMRON Environmental Services

SURROGATE STANDARDS

00047084

Login Number: L0612141
Instrument Id: HPMS11
Workgroup (AAB#): WG228919

Method: 8260
CAL ID: HPMS11-28-NOV-06
Matrix: Water

Sample Number	Dilution	Tag	1	2	3	4
L0612141-01	1.00	01	87.0	93.1	89.6	91.5
WG228919-01	1.00	01	88.6	93.7	90.4	92.9
WG228919-02	1.00	01	88.0	94.8	90.1	91.0
WG228919-03	1.00	01	86.9	94.0	90.7	91.9

Surrogates	Surrogate Limits		
1 - 1,2-Dichloroethane-d4	80	-	120
2 - Dibromofluoromethane	86	-	118
3 - p-Bromofluorobenzene	86	-	115
4 - Toluene-d8	88	-	110

Underline = Result out of surrogate limits

DL = surrogate diluted out
ND = surrogate not detected

KEMRON FORMS - Modified 09/27/2006
Version 1.5 PDF File ID: 644647
Report generated 12/11/2006 13:51

KEMRON Environmental Services

METHOD BLANK SUMMARY 00047085

Login Number: L0612141
Blank File ID: 10M51328
Prep Date: 12/07/06 10:13
Analyzed Date: 12/07/06 10:13
Analyst: MES

Work Group: WG228927
Blank Sample ID: WG228927-01
Instrument ID: HPMS10
Method: 8260B

This Method Blank Applies To The Following Samples:

Client ID	Lab Sample ID	Lab File ID	Time Analyzed	TAG
LCS	WG228927-02	10M51330	12/07/06 11:16	01
TRIP BLANK	L0612141-02	10M51338	12/07/06 15:30	01

KEMRON FORMS - Modified 12/07/2006
Version 1.5 PDF File ID: 643681
Report generated 12/11/2006 13:50

KEMRON Environmental Services

METHOD BLANK SUMMARY

00047086

Login Number: L0612141
Blank File ID: 11M38635
Prep Date: 12/07/06 09:03
Analyzed Date: 12/07/06 09:03
Analyst: CMS

Work Group: WG228919
Blank Sample ID: WG228919-01
Instrument ID: HPMS11
Method: 8260B

This Method Blank Applies To The Following Samples:

Client ID	Lab Sample ID	Lab File ID	Time Analyzed	TAG
LCS	WG228919-02	11M38636	12/07/06 09:34	01
LCS2	WG228919-03	11M38637	12/07/06 10:05	01
35BTW01	L0612141-01	11M38639	12/07/06 11:06	01

KEMRON FORMS - Modified 12/07/2006
Version 1.5 PDF File ID: 643681
Report generated 12/11/2006 13:50

KEMRON Environmental Services

METHOD BLANK REPORT

00047087

Login Number: L0612141 Prep Date: 12/07/06 10:13 Sample ID: WG228927-01
Instrument ID: HPMS10 Run Date: 12/07/06 10:13 Prep Method: 5030B
File ID: 10M51328 Analyst: MES Method: 8260B
Workgroup (AAB#): WG228927 Matrix: Water Units: ug/L
Contract #: DACA56-94-D-0020 Cal ID: HPMS10-13-NOV-06

Analytes	SQL	PQL	Concentration	Dilution	Qualifier
1,1,1-Trichloroethane	0.250	5.00	0.250	1	U
1,1,2,2-Tetrachloroethane	0.125	5.00	0.125	1	U
1,1,2-Trichloro-1,2,2-Trifluoroethane	0.250	10.0	0.250	1	U
1,1,2-Trichloroethane	0.250	5.00	0.250	1	U
1,1-Dichloroethane	0.125	5.00	0.125	1	U
1,1-Dichloroethene	0.500	5.00	0.500	1	U
1,2,4-Trichlorobenzene	0.200	5.00	0.200	1	U
1,2-Dibromo-3-chloropropane	1.00	5.00	1.00	1	U
1,2-Dibromoethane	0.250	5.00	0.250	1	U
1,2-Dichlorobenzene	0.125	5.00	0.125	1	U
1,2-Dichloroethane	0.250	5.00	0.250	1	U
cis-1,2-Dichloroethene	0.250	10.0	0.250	1	U
trans-1,2-Dichloroethene	0.250	5.00	0.250	1	U
1,2-Dichloropropane	0.200	5.00	0.200	1	U
1,3-Dichlorobenzene	0.250	5.00	0.250	1	U
1,4-Dichlorobenzene	0.125	5.00	0.125	1	U
2-Butanone	2.50	10.0	2.50	1	U
2-Hexanone	2.50	10.0	2.50	1	U
4-Methyl-2-pentanone	2.50	10.0	2.50	1	U
Acetone	2.50	10.0	2.50	1	U
Benzene	0.125	5.00	0.125	1	U
Bromodichloromethane	0.250	5.00	0.250	1	U
Bromoform	0.500	5.00	0.500	1	U
Bromomethane	0.500	10.0	0.500	1	U
Carbon disulfide	0.500	5.00	0.500	1	U
Carbon tetrachloride	0.250	5.00	0.250	1	U
Chlorobenzene	0.125	5.00	0.125	1	U
Chloroethane	0.500	10.0	0.500	1	U
Chloroform	0.125	5.00	0.125	1	U
Chloromethane	0.250	10.0	0.250	1	U
cis-1,3-Dichloropropene	0.250	5.00	0.250	1	U
Cyclohexane	0.250	10.0	0.250	1	U
Dibromochloromethane	0.250	5.00	0.250	1	U
Dichlorodifluoromethane	0.250	10.0	0.250	1	U
Ethyl benzene	0.250	5.00	0.250	1	U
Isopropylbenzene	0.250	5.00	0.250	1	U
Methyl acetate	0.250	10.0	0.250	1	U
Methyl tert-butyl ether	0.500	5.00	0.500	1	U
Methylcyclohexane	0.250	10.0	0.250	1	U
Methylene chloride	0.250	5.00	0.250	1	U
Styrene	0.125	5.00	0.125	1	U
Tetrachloroethene	0.250	5.00	0.250	1	U

KEMRON FORMS - Modified 12/07/2006
Version 1.5 PDF File ID: 643895
Report generated 12/11/2006 13:50

KEMRON Environmental Services

METHOD BLANK REPORT

00047088

Login Number: L0612141 Prep Date: 12/07/06 10:13 Sample ID: WG228927-01
Instrument ID: HPMS10 Run Date: 12/07/06 10:13 Prep Method: 5030B
File ID: 10M51328 Analyst: MES Method: 8260B
Workgroup (AAB#): WG228927 Matrix: Water Units: ug/L
Contract #: DACA56-94-D-0020 Cal ID: HPMS10-13-NOV-06

Analytes	SQL	PQL	Concentration	Dilution	Qualifier
Toluene	0.250	5.00	0.250	1	U
trans-1,3-Dichloropropene	0.500	5.00	0.500	1	U
Trichloroethene	0.250	5.00	0.250	1	U
Trichlorofluoromethane	0.250	10.0	0.250	1	U
Vinyl chloride	0.250	10.0	0.250	1	U
Xylenes, Total	0.500	5.00	0.500	1	U

Surrogates	% Recovery	Surrogate Limits	Qualifier
1,2-Dichloroethane-d4	97.9	80 - 120	PASS
Dibromofluoromethane	94.7	86 - 118	PASS
p-Bromofluorobenzene	102	86 - 115	PASS
Toluene-d8	97.1	88 - 110	PASS

MDL Method Detection Limit
RL Reporting/quantitation Limit

* Analyte concentration > RL

KEMRON FORMS - Modified 12/07/2006
Version 1.5 PDF File ID: 643895
Report generated 12/11/2006 13:50

KEMRON Environmental Services

METHOD BLANK REPORT

00047089

Login Number: L0612141 Prep Date: 12/07/06 09:03 Sample ID: WG228919-01
Instrument ID: HPMS11 Run Date: 12/07/06 09:03 Prep Method: 5030B
File ID: 11M38635 Analyst: CMS Method: 8260B
Workgroup (AAB#): WG228919 Matrix: Water Units: ug/L
Contract #: DACA56-94-D-0020 Cal ID: HPMS11-28-NOV-06

Analytes	SQL	PQL	Concentration	Dilution	Qualifier
1,1,1-Trichloroethane	0.250	5.00	0.250	1	U
1,1,2,2-Tetrachloroethane	0.125	5.00	0.125	1	U
1,1,2-Trichloro-1,2,2-Trifluoroethane	0.250	10.0	0.250	1	U
1,1,2-Trichloroethane	0.250	5.00	0.250	1	U
1,1-Dichloroethane	0.125	5.00	0.125	1	U
1,1-Dichloroethene	0.500	5.00	0.500	1	U
1,2,4-Trichlorobenzene	0.200	5.00	0.200	1	U
1,2-Dibromo-3-chloropropane	1.00	5.00	1.00	1	U
1,2-Dibromoethane	0.250	5.00	0.250	1	U
1,2-Dichlorobenzene	0.125	5.00	0.125	1	U
1,2-Dichloroethane	0.250	5.00	0.250	1	U
cis-1,2-Dichloroethene	0.250	10.0	0.250	1	U
trans-1,2-Dichloroethene	0.250	5.00	0.250	1	U
1,2-Dichloropropane	0.200	5.00	0.200	1	U
1,3-Dichlorobenzene	0.250	5.00	0.250	1	U
1,4-Dichlorobenzene	0.125	5.00	0.125	1	U
2-Butanone	2.50	10.0	2.50	1	U
2-Hexanone	2.50	10.0	2.50	1	U
4-Methyl-2-pentanone	2.50	10.0	2.50	1	U
Acetone	2.50	10.0	2.50	1	U
Benzene	0.125	5.00	0.125	1	U
Bromodichloromethane	0.250	5.00	0.250	1	U
Bromoform	0.500	5.00	0.500	1	U
Bromomethane	0.500	10.0	0.500	1	U
Carbon disulfide	0.500	5.00	0.500	1	U
Carbon tetrachloride	0.250	5.00	0.250	1	U
Chlorobenzene	0.125	5.00	0.125	1	U
Chloroethane	0.500	10.0	0.500	1	U
Chloroform	0.125	5.00	0.125	1	U
Chloromethane	0.250	10.0	0.250	1	U
cis-1,3-Dichloropropene	0.250	5.00	0.250	1	U
Cyclohexane	0.250	10.0	0.250	1	U
Dibromochloromethane	0.250	5.00	0.250	1	U
Dichlorodifluoromethane	0.250	10.0	0.250	1	U
Ethyl benzene	0.250	5.00	0.250	1	U
Isopropylbenzene	0.250	5.00	0.250	1	U
Methyl acetate	0.250	10.0	0.250	1	U
Methyl tert-butyl ether	0.500	5.00	0.500	1	U
Methylcyclohexane	0.250	10.0	0.250	1	U
Methylene chloride	0.250	5.00	0.250	1	U
Styrene	0.125	5.00	0.125	1	U
Tetrachloroethene	0.250	5.00	0.250	1	U

KEMRON FORMS - Modified 12/07/2006
Version 1.5 PDF File ID: 643895
Report generated 12/11/2006 13:50

KEMRON Environmental Services

METHOD BLANK REPORT

00047090

Login Number: L0612141 Prep Date: 12/07/06 09:03 Sample ID: WG228919-01
Instrument ID: HPMS11 Run Date: 12/07/06 09:03 Prep Method: 5030B
File ID: 11M38635 Analyst: CMS Method: 8260B
Workgroup (AAB#): WG228919 Matrix: Water Units: ug/L
Contract #: DACA56-94-D-0020 Cal ID: HPMS11-28-NOV-06

Analytes	SQL	PQL	Concentration	Dilution	Qualifier
Toluene	0.250	5.00	0.250	1	U
trans-1,3-Dichloropropene	0.500	5.00	0.500	1	U
Trichloroethene	0.250	5.00	0.250	1	U
Trichlorofluoromethane	0.250	10.0	0.250	1	U
Vinyl chloride	0.250	10.0	0.250	1	U
Xylenes, Total	0.500	5.00	0.500	1	U

Surrogates	% Recovery	Surrogate Limits	Qualifier
1,2-Dichloroethane-d4	88.6	80 - 120	PASS
Dibromofluoromethane	93.7	86 - 118	PASS
p-Bromofluorobenzene	90.4	86 - 115	PASS
Toluene-d8	92.9	88 - 110	PASS

MDL Method Detection Limit
RL Reporting/quantitation Limit

* Analyte concentration > RL

KEMRON FORMS - Modified 12/07/2006
Version 1.5 PDF File ID: 643895
Report generated 12/11/2006 13:50

KEMRON Environmental Services

LABORATORY CONTROL SAMPLE (LCS)

00047091

Login Number: L0612141 Run Date: 12/07/2006 Sample ID: WG228927-02
Instrument ID: HPMS10 Run Time: 11:16 Prep Method: 5030B
File ID: 10M51330 Analyst: MES Method: 8260B
Workgroup (AAB#): WG228927 Matrix: Water Units: ug/L
Contract #: DACA56-94-D-0020 Cal ID: HPMS10-13-NOV-06

Analytes	Expected	Found	% Rec	LCS Limits	Q
1,1,1-Trichloroethane	20.0	21.6	108	80 - 134	
1,1,2,2-Tetrachloroethane	20.0	23.7	119	79 - 125	
1,1,2-Trichloro-1,2,2-Trifluoroethane	20.0	20.1	101	80 - 130	
1,1,2-Trichloroethane	20.0	23.7	119	80 - 125	
1,1-Dichloroethane	20.0	22.0	110	80 - 125	
1,1-Dichloroethene	20.0	19.4	96.8	80 - 132	
1,2,4-Trichlorobenzene	20.0	20.2	101	65 - 135	
1,2-Dibromo-3-chloropropane	20.0	18.5	92.3	50 - 130	
1,2-Dibromoethane	20.0	23.3	116	80 - 125	
1,2-Dichlorobenzene	20.0	22.0	110	80 - 125	
1,2-Dichloroethane	20.0	24.9	125	80 - 129	
cis-1,2-Dichloroethene	20.0	20.1	101	70 - 125	
trans-1,2-Dichloroethene	20.0	20.7	103	80 - 127	
1,2-Dichloropropane	20.0	22.3	112	80 - 120	
1,3-Dichlorobenzene	20.0	21.6	108	80 - 120	
1,4-Dichlorobenzene	20.0	21.5	107	80 - 120	
2-Butanone	20.0	21.6	108	30 - 150	
2-Hexanone	20.0	23.3	116	55 - 130	
4-Methyl-2-pentanone	20.0	20.8	104	64 - 140	
Acetone	20.0	26.2	131	40 - 142	
Benzene	20.0	20.2	101	80 - 121	
Bromodichloromethane	20.0	24.9	125	80 - 131	
Bromoform	20.0	22.8	114	70 - 130	
Bromomethane	20.0	20.0	100	30 - 145	
Carbon disulfide	20.0	20.4	102	58 - 138	
Carbon tetrachloride	20.0	23.2	116	65 - 140	
Chlorobenzene	20.0	21.7	109	80 - 120	
Chloroethane	20.0	23.0	115	60 - 135	
Chloroform	20.0	23.1	116	80 - 125	
Chloromethane	20.0	24.9	125	40 - 125	
cis-1,3-Dichloropropene	20.0	23.1	116	70 - 130	
Cyclohexane	20.0	21.0	105	80 - 130	
Dibromochloromethane	20.0	22.6	113	60 - 135	
Dichlorodifluoromethane	20.0	18.3	91.5	50 - 133	
Ethyl benzene	20.0	22.8	114	80 - 122	
Isopropylbenzene	20.0	18.7	93.5	80 - 122	
Methyl acetate	20.0	26.9	135	80 - 130	*
Methyl tert-butyl ether	20.0	21.1	106	65 - 125	
Methylcyclohexane	20.0	20.0	100	80 - 130	
Methylene chloride	20.0	19.4	96.9	80 - 123	
Styrene	20.0	19.7	98.6	80 - 123	

KEMRON FORMS - Modified 10/30/2006
Version 1.5 PDF File ID: 643894
Report generated 12/08/2006 16:01

KEMRON Environmental Services

LABORATORY CONTROL SAMPLE (LCS)

00047092

Login Number: L0612141 Run Date: 12/07/2006 Sample ID: WG228927-02
Instrument ID: HPMS10 Run Time: 11:16 Prep Method: 5030B
File ID: 10M51330 Analyst: MES Method: 8260B
Workgroup (AAB#): WG228927 Matrix: Water Units: ug/L
Contract #: DACA56-94-D-0020 Cal ID: HPMS10-13-NOV-06

Analytes	Expected	Found	% Rec	LCS Limits	Q
Tetrachloroethene	20.0	22.4	112	80 - 124	
Toluene	20.0	21.8	109	80 - 124	
trans-1,3-Dichloropropene	20.0	23.1	115	80 - 130	
Trichloroethene	20.0	21.4	107	80 - 122	
Trichlorofluoromethane	20.0	19.3	96.5	62 - 151	
Vinyl chloride	20.0	22.3	111	65 - 140	
Xylenes, Total	60.0	67.6	113	80 - 121	

Surrogates	% Recovery	Surrogate Limits	Qualifier
1,2-Dichloroethane-d4	96.2	80 - 120	PASS
Dibromofluoromethane	97.0	86 - 118	PASS
p-Bromofluorobenzene	102	86 - 115	PASS
Toluene-d8	96.4	88 - 110	PASS

* FAILS %REC LIMIT

KEMRON FORMS - Modified 10/30/2006
Version 1.5 PDF File ID: 643894
Report generated 12/08/2006 16:01

KEMRON Environmental Services

LABORATORY CONTROL SAMPLE (LCS)

00047093

Login Number: L0612141 Analyst: CMS Prep Method: 5030B
Instrument ID: HPMS11 Matrix: Water Method: 8260B
Workgroup (AAB#): WG228919 Units: ug/L
Sample ID: WG228919-02 LCS File ID: 11M38636 Run Date: 12/07/2006 09:34
Sample ID: WG228919-03 LCS2 File ID: 11M38637 Run Date: 12/07/2006 10:05

Analytes	LCS			LCS2			%RPD	%Rec Limits	RPD Lmt	Q
	Known	Found	% REC	Known	Found	% REC				
1,1,1-Trichloroethane	20.0	22.6	113	20.0	23.4	117	3.50	80 - 134	20	
1,1,2,2-Tetrachloroethane	20.0	19.9	99.7	20.0	20.0	100	0.507	79 - 125	20	
1,1,2-Trichloro-1,2,2-Trifluoroethane	20.0	21.1	106	20.0	22.5	112	6.36	80 - 130	20	
1,1,2-Trichloroethane	20.0	20.5	102	20.0	21.0	105	2.80	80 - 125	20	
1,1-Dichloroethane	20.0	20.2	101	20.0	21.3	106	4.99	80 - 125	20	
1,1-Dichloroethene	20.0	21.0	105	20.0	22.2	111	5.32	80 - 132	20	
1,2,4-Trichlorobenzene	20.0	19.6	98.0	20.0	19.9	99.4	1.49	65 - 135	20	
1,2-Dibromo-3-chloropropane	20.0	18.5	92.6	20.0	18.6	93.1	0.532	50 - 130	20	
1,2-Dibromoethane	20.0	20.7	103	20.0	20.9	105	1.15	80 - 125	20	
1,2-Dichlorobenzene	20.0	19.8	99.0	20.0	20.3	102	2.60	80 - 125	20	
1,2-Dichloroethane	20.0	21.2	106	20.0	21.3	107	0.760	80 - 129	20	
cis-1,2-Dichloroethene	20.0	21.1	106	20.0	21.5	108	1.74	70 - 125	20	
trans-1,2-Dichloroethene	20.0	20.4	102	20.0	21.9	109	6.81	80 - 127	20	
1,2-Dichloropropane	20.0	20.1	101	20.0	20.6	103	2.46	80 - 120	20	
1,3-Dichlorobenzene	20.0	19.9	99.7	20.0	20.5	102	2.62	80 - 120	20	
1,4-Dichlorobenzene	20.0	19.4	97.0	20.0	19.9	99.5	2.61	80 - 120	20	
2-Butanone	20.0	21.3	106	20.0	21.1	105	1.11	30 - 150	20	
2-Hexanone	20.0	17.9	89.5	20.0	18.4	92.1	2.80	55 - 130	20	
4-Methyl-2-pentanone	20.0	19.2	95.9	20.0	19.0	95.2	0.742	64 - 140	20	
Acetone	20.0	23.4	117	20.0	24.0	120	2.56	40 - 142	20	
Benzene	20.0	20.5	103	20.0	21.3	106	3.69	80 - 121	20	
Bromodichloromethane	20.0	22.6	113	20.0	23.0	115	1.69	80 - 131	20	
Bromoform	20.0	18.5	92.5	20.0	18.9	94.6	2.27	70 - 130	20	
Bromomethane	20.0	18.0	89.9	20.0	19.2	95.8	6.36	30 - 145	20	
Carbon disulfide	20.0	20.6	103	20.0	21.9	109	5.88	58 - 138	20	
Carbon tetrachloride	20.0	23.1	115	20.0	24.0	120	3.77	65 - 140	20	
Chlorobenzene	20.0	19.9	99.7	20.0	20.6	103	3.44	80 - 120	20	
Chloroethane	20.0	18.7	93.5	20.0	19.8	99.2	5.98	60 - 135	20	
Chloroform	20.0	21.2	106	20.0	21.9	110	3.43	80 - 125	20	
Chloromethane	20.0	18.6	92.8	20.0	19.8	99.1	6.58	40 - 125	20	
cis-1,3-Dichloropropene	20.0	21.1	106	20.0	21.5	107	1.75	70 - 130	20	
Cyclohexane	20.0	20.0	99.9	20.0	21.2	106	6.12	80 - 130	20	
Dibromochloromethane	20.0	22.0	110	20.0	22.3	111	1.31	60 - 135	20	
Dichlorodifluoromethane	20.0	18.6	92.9	20.0	19.2	96.1	3.37	50 - 133	20	
Ethyl benzene	20.0	20.7	104	20.0	22.0	110	5.99	80 - 122	20	
Isopropylbenzene	20.0	19.1	95.5	20.0	20.0	100	4.85	80 - 122	20	
Methyl acetate	20.0	20.0	100	20.0	20.3	101	1.29	80 - 130	20	
Methyl tert-butyl ether	20.0	22.3	111	20.0	22.4	112	0.719	65 - 125	20	
Methylcyclohexane	20.0	20.2	101	20.0	21.6	108	6.97	80 - 130	20	
Methylene chloride	20.0	20.3	101	20.0	20.8	104	2.39	80 - 123	20	
Styrene	20.0	21.5	108	20.0	22.4	112	3.81	80 - 123	20	
Tetrachloroethene	20.0	21.0	105	20.0	22.0	110	4.28	80 - 124	20	

KEMRON FORMS - Modified 07/13/2006
Version 1.5 PDF File ID: 643898
Report generated 12/11/2006 13:50

KEMRON Environmental Services

LABORATORY CONTROL SAMPLE (LCS)

00047094

Login Number: L0612141 Analyst: CMS Prep Method: 5030B
Instrument ID: HPMS11 Matrix: Water Method: 8260B
Workgroup (AAB#): WG228919 Units: ug/L
Sample ID: WG228919-02 LCS File ID: 11M38636 Run Date: 12/07/2006 09:34
Sample ID: WG228919-03 LCS2 File ID: 11M38637 Run Date: 12/07/2006 10:05

Analytes	LCS			LCS2			%RPD	%Rec Limits	RPD Lmt	Q
	Known	Found	% REC	Known	Found	% REC				
Toluene	20.0	20.1	101	20.0	21.0	105	3.95	80 - 124	20	
trans-1,3-Dichloropropene	20.0	18.7	93.7	20.0	19.1	95.3	1.64	80 - 130	20	
Trichloroethene	20.0	21.4	107	20.0	22.5	112	4.98	80 - 122	20	
Trichlorofluoromethane	20.0	19.4	96.9	20.0	20.1	101	3.91	62 - 151	20	
Vinyl chloride	20.0	18.9	94.5	20.0	20.0	99.8	5.42	65 - 140	20	
Xylenes, Total	60.0	62.1	103	60.0	64.7	108	4.06	80 - 121	20	

Surogates	LCS	LCS2	Surrogate Limits	Qualifier
	% Recovery	% Recovery		
Dibromofluoromethane	94.8	94.0	86 - 118	PASS
1,2-Dichloroethane-d4	88.0	86.9	80 - 120	PASS
Toluene-d8	91.0	91.9	88 - 110	PASS
p-Bromofluorobenzene	90.1	90.7	86 - 115	PASS

* FAILS %REC LIMIT

\# FAILS RPD LIMIT

KEMRON FORMS - Modified 07/13/2006
Version 1.5 PDF File ID: 643898
Report generated 12/11/2006 13:50

KEMRON ENVIRONMENTAL SERVICES
ORGANIC INSTRUMENT CHECK

BFB

Login Number: L0612141
Instrument: HPMS10
Analyst: MES
Workgroup: WG227377

Tune ID: WG227377-01
Run Date: 11/13/2006
Run Time: 08:27
File ID: 10M50689
Cal ID: HPMS10-13-NOV-06

Target	Rel. to	Lower	Upper	Rel.	Raw	Result
50.0	95.0	15.0	40.0	18.8	6163	PASS
75.0	95.0	30.0	60.0	43.5	14282	PASS
95.0	95.0	100	100	100	32864	PASS
96.0	95.0	5.00	9.00	6.42	2111	PASS
173	174	0	2.00	0	0	PASS
174	95.0	50.0	100	91.8	30162	PASS
175	174	5.00	9.00	7.74	2335	PASS
176	174	95.0	101	95.8	28882	PASS
177	176	5.00	9.00	6.47	1869	PASS

This check relates to the following samples, MS, MSD:

Lab ID	Client ID	Tag	Date Analyzed	Q
WG227377-11	SSCV	01	11/13/2006 17:05	
WG227377-03	STD	01	11/13/2006 16:05	
WG227377-10	STD	01	11/13/2006 14:29	
WG227377-09	STD	01	11/13/2006 13:57	
WG227377-02	STD	01	11/13/2006 09:59	
WG227377-07	STD	01	11/13/2006 12:54	
WG227377-06	STD	01	11/13/2006 12:22	
WG227377-05	STD	01	11/13/2006 11:50	
WG227377-04	STD	01	11/13/2006 11:18	
WG227377-08	STD-CCV	01	11/13/2006 13:26	

* Sample past 12 hour tune limit

KEMRON FORMS - Modified 12/07/2006
Version 1.3 PDF File ID: 644643
Report generated 12/11/2006 13:50

KEMRON ENVIRONMENTAL SERVICES
ORGANIC INSTRUMENT CHECK

BFB

Login Number: L0612141
Instrument: HPMS11
Analyst: CMS
Workgroup: WG228336

Tune ID: WG228336-01
Run Date: 11/28/2006
Run Time: 08:17
File ID: 11M38434
Cal ID: HPMS11-28-NOV-06

Target	Rel. to	Lower	Upper	Rel.	Raw	Result
50.0	95.0	15.0	40.0	24.4	9619	PASS
75.0	95.0	30.0	60.0	47.3	18658	PASS
95.0	95.0	100	100	100	39434	PASS
96.0	95.0	5.00	9.00	7.22	2849	PASS
173	174	0	2.00	0	0	PASS
174	95.0	50.0	100	79.9	31501	PASS
175	174	5.00	9.00	7.40	2330	PASS
176	174	95.0	101	95.4	30066	PASS
177	176	5.00	9.00	6.99	2102	PASS

This check relates to the following samples, MS, MSD:

Lab ID	Client ID	Tag	Date Analyzed	Q
WG228336-11	SSCV	01	11/28/2006 14:28	
WG228336-10	STD	01	11/28/2006 12:56	
WG228336-09	STD	01	11/28/2006 12:25	
WG228336-08	STD-CCV	01	11/28/2006 11:54	
WG228336-02	STD	01	11/28/2006 08:46	
WG228336-06	STD	01	11/28/2006 10:53	
WG228336-05	STD	01	11/28/2006 10:22	
WG228336-04	STD	01	11/28/2006 09:51	
WG228336-03	STD	01	11/28/2006 09:17	
WG228336-07	STD	01	11/28/2006 11:24	

* Sample past 12 hour tune limit

KEMRON ENVIRONMENTAL SERVICES
ORGANIC INSTRUMENT CHECK

00047097

BFB

Login Number: L0612141
Instrument: HPMS10
Analyst: MES
Workgroup: WG228926

Tune ID: WG228926-01
Run Date: 12/07/2006
Run Time: 08:40
File ID: 10M51325
Cal ID: HPMS10 -13-NOV-06

Target	Rel. to	Lower	Upper	Rel.	Raw	Result
50.0	95.0	15.0	40.0	25.0	18540	PASS
75.0	95.0	30.0	60.0	49.6	36808	PASS
95.0	95.0	100	100	100	74165	PASS
96.0	95.0	5.00	9.00	7.08	5248	PASS
173	174	0	2.00	0.406	259	PASS
174	95.0	50.0	100	86.0	63800	PASS
175	174	5.00	9.00	7.12	4540	PASS
176	174	95.0	101	98.0	62512	PASS
177	176	5.00	9.00	7.02	4389	PASS

This check relates to the following CCV:

Lab ID	Client ID	Date Analyzed	
WG228926-02	CCV	12/07/2006 09:04	

This check relates to the following samples & batch QC:

Lab ID	Client ID	Tag	Date Analyzed	Q
WG228927-01	BLANK	01	12/07/2006 10:13	
WG228927-02	LCS	01	12/07/2006 11:16	
L0612141-02	TRIP BLANK	01	12/07/2006 15:30	

* Sample past 12 hour tune limit

KEMRON FORMS - Modified 12/07/2006
Version 1.3 PDF File ID: 644644
Report generated 12/11/2006 13:50

KEMRON ENVIRONMENTAL SERVICES
ORGANIC INSTRUMENT CHECK

00047098

BFB

Login Number: L0612141
Instrument: HPMS11
Analyst: CMS
Workgroup: WG228918

Tune ID: WG228918-01
Run Date: 12/07/2006
Run Time: 07:27
File ID: 11M38632
Cal ID: HPMS11 -28-NOV-06

Target	Rel. to	Lower	Upper	Rel.	Raw	Result
50.0	95.0	15.0	40.0	25.1	7185	PASS
75.0	95.0	30.0	60.0	46.3	13239	PASS
95.0	95.0	100	100	100	28592	PASS
96.0	95.0	5.00	9.00	6.97	1992	PASS
173	174	0	2.00	0.438	106	PASS
174	95.0	50.0	100	84.6	24197	PASS
175	174	5.00	9.00	7.76	1878	PASS
176	174	95.0	101	97.1	23496	PASS
177	176	5.00	9.00	6.07	1426	PASS

This check relates to the following CCV:

Lab ID	Client ID	Date Analyzed	
WG228918-02	CCV	12/07/2006 08:01	

This check relates to the following samples & batch QC:

Lab ID	Client ID	Tag	Date Analyzed	Q
WG228919-01	BLANK	01	12/07/2006 09:03	
WG228919-02	LCS	01	12/07/2006 09:34	
WG228919-03	LCS2	01	12/07/2006 10:05	
L0612141-01	35BTW01	01	12/07/2006 11:06	

* Sample past 12 hour tune limit

KEMRON FORMS - Modified 12/07/2006
Version 1.3 PDF File ID: 644644
Report generated 12/11/2006 13:50

KEMRON Environmental Services

INITIAL CALIBRATION SUMMARY

00047099

Login Number: L0612141
Analytical Method: 8260B
ICAL Workgroup: WG227377

Instrument ID: HPMS10
Initial Calibration Date: 13-NOV-06 16:05
Column ID: F

Analyte		AVG RF	% RSD	LINEAR	QUAD
1,1-Dichloroethene	CCC	0.2697	6.60		
1,2-Dichloropropane	CCC	0.2784	10.5		
Chloroform	CCC	0.4768	8.29		
Ethylbenzene	CCC	0.4518	12.6		
Toluene	CCC	1.330	7.53		
Vinyl Chloride	CCC	0.1339	20.8		1.00
1,1,2,2-Tetrachloroethane	SPCC	0.3362	13.8		
1,1-Dichloroethane	SPCC	0.5612	10.8		
Bromoform	SPCC	0.1339	27.7	0.999	
Chlorobenzene	SPCC	0.9504	5.51		
Chloromethane	SPCC	0.2011	17.9		1.00
1,1,1-Trichloroethane		0.4377	18.6		1.00
1,1,2-Trichloro-1,2,2-Trifluoroethane		0.2998	3.03		
1,1,2-Trichloroethane		0.2125	9.56		
1,2,4-Trichlorobenzene		0.7166	7.10		
1,2-Dibromo-3-Chloropropane		0.06287	30.0		1.00
1,2-Dibromoethane		0.2079	13.4		
1,2-Dichlorobenzene		1.207	5.63		
1,2-Dichloroethane		0.3717	8.23		
1,3-Dichlorobenzene		1.376	5.49		
1,4-Dichlorobenzene		1.425	3.41		
2-Butanone		0.05644	3.05		
2-Hexanone		0.09844	6.12		
4-Methyl-2-Pentanone		0.05704	6.97		
Acetone		0.03980	10.5		
Benzene		1.031	7.36		
Bromodichloromethane		0.2987	15.0		
Bromomethane		0.1326	18.2		1.00
Carbon Disulfide		0.7811	5.32		
Carbon Tetrachloride		0.3727	26.1		1.00
Chloroethane		0.1368	12.9		
Cyclohexane		0.5122	6.82		
Dibromochloromethane		0.2462	21.9	1.00	
Dichlorodifluoromethane		0.3660	6.26		
Isopropylbenzene		1.266	15.8		1.00
Methyl Tert Butyl Ether		0.5607	6.87		
Methyl acetate		0.1066	2.31		
Methylcyclohexane		0.3525	6.53		
Methylene Chloride		0.2715	4.61		
Styrene		0.8359	19.5		1.00
Tetrachloroethene		0.3088	15.0		
Trichloroethene		0.3085	10.3		
Trichlorofluoromethane		0.5528	17.6		1.00
cis-1,2-Dichloroethene		0.3043	8.90		
cis-1,3-Dichloropropene		0.3571	14.2		

KEMRON FORMS - Modified 10/13/2006
Version 1.5 PDF File ID: 644642
Report generated 12/11/2006 13:50

KEMRON Environmental Services

INITIAL CALIBRATION SUMMARY

00047100

Login Number: L0612141
Analytical Method: 8260B
ICAL Workgroup: WG227377

Instrument ID: HPMS10
Initial Calibration Date: 13-NOV-06 16:05
Column ID: F

Analyte		AVG RF	% RSD	LINEAR	QUAD
m-,p-Xylene		0.5481	11.8		
o-Xylene		0.5312	11.9		
trans-1,2-Dichloroethene		0.2842	10.1		
trans-1,3-Dichloropropene		0.3824	13.1		

KEMRON FORMS - Modified 10/13/2006
Version 1.5 PDF File ID: 644642
Report generated 12/11/2006 13:50

KEMRON Environmental Services

INITIAL CALIBRATION SUMMARY

00047101

Login Number: L0612141
Analytical Method: 8260B
ICAL Workgroup: WG228336

Instrument ID: HPMS11
Initial Calibration Date: 28-NOV-06 12:56
Column ID: F

Analyte		AVG RF	% RSD	LINEAR	QUAD
1,1-Dichloroethene	CCC	0.2019	11.3		
1,2-Dichloropropane	CCC	0.2522	3.65		
Chloroform	CCC	0.4299	4.96		
Ethylbenzene	CCC	0.4690	7.86		
Toluene	CCC	1.282	4.57		
Vinyl Chloride	CCC	0.1970	16.4		1.00
1,1,2,2-Tetrachloroethane	SPCC	0.3892	7.04		
1,1-Dichloroethane	SPCC	0.4856	5.73		
Bromoform	SPCC	0.1547	15.1	1.00	
Chlorobenzene	SPCC	0.8716	7.32		
Chloromethane	SPCC	0.2693	10.6		
1,1,1-Trichloroethane		0.3873	8.40		
1,1,2-Trichloro-1,2,2-Trifluoroethane		0.2217	6.29		
1,1,2-Trichloroethane		0.2039	4.71		
1,2,4-Trichlorobenzene		0.8978	6.07		
1,2-Dibromo-3-Chloropropane		0.07050	16.5	1.00	
1,2-Dibromoethane		0.2039	7.70		
1,2-Dichlorobenzene		1.224	4.40		
1,2-Dichloroethane		0.3402	3.70		
1,3-Dichlorobenzene		1.368	5.30		
1,4-Dichlorobenzene		1.442	7.40		
2-Butanone		0.05724	10.5		
2-Hexanone		0.1286	9.32		
4-Methyl-2-Pentanone		0.05888	9.23		
Acetone		0.03620	6.62		
Benzene		0.8986	4.44		
Bromodichloromethane		0.2938	6.41		
Bromomethane		0.1823	6.23		
Carbon Disulfide		0.6362	5.08		
Carbon Tetrachloride		0.3371	12.1		
Chloroethane		0.1800	7.15		
Cyclohexane		0.4939	7.33		
Dibromochloromethane		0.2512	11.4		
Dichlorodifluoromethane		0.3206	5.00		
Isopropylbenzene		1.439	8.71		
Methyl Tert Butyl Ether		0.4485	12.3		
Methyl acetate		0.1238	10.7		
Methylcyclohexane		0.3547	9.18		
Methylene Chloride		0.2154	2.99		
Styrene		0.9223	12.1		
Tetrachloroethene		0.2631	7.84		
Trichloroethene		0.2411	6.51		
Trichlorofluoromethane		0.4454	5.16		
cis-1,2-Dichloroethene		0.2432	6.00		
cis-1,3-Dichloropropene		0.3434	8.21		

KEMRON FORMS - Modified 10/13/2006
Version 1.5 PDF File ID: 644642
Report generated 12/11/2006 13:50

KEMRON Environmental Services

INITIAL CALIBRATION SUMMARY

00047102

Login Number: L0612141
Analytical Method: 8260B
ICAL Workgroup: WG228336

Instrument ID: HPMS11
Initial Calibration Date: 28-NOV-06 12:56
Column ID: F

Analyte		AVG RF	% RSD	LINEAR	QUAD
m-,p-Xylene		0.5810	7.47		
o-Xylene		0.5598	7.17		
trans-1,2-Dichloroethene		0.2269	6.54		
trans-1,3-Dichloropropene		0.4062	8.00		

KEMRON FORMS - Modified 10/13/2006
Version 1.5 PDF File ID: 644642
Report generated 12/11/2006 13:50

KEMRON Environmental Services

INITIAL CALIBRATION DATA

00047103

Login Number: L0612141

Analytical Method: 8260B

Instrument ID: HPMS10

Initial Calibration Date: 13-NOV-06 16:05

Column ID: F

Analyte	WG227377-02			WG227377-03			WG227377-04		
	CONC	RESP	RF	CONC	RESP	RF	CONC	RESP	RF
1,1-Dichloroethene	NA	NA	NA	NA	NA	NA	1.00	7883.00000	0.2331
1,2-Dichloropropane	NA	NA	NA	0.400	3132.00000	0.2350	1.00	7964.00000	0.2355
Chloroform	0.300	4849.00000	0.4623	0.400	5445.00000	0.4085	1.00	14455.0000	0.4274
Ethylbenzene	NA	NA	NA	0.400	3511.00000	0.3350	1.00	10722.0000	0.4104
Toluene	NA	NA	NA	0.400	12000.0000	1.145	1.00	32368.0000	1.239
Vinyl Chloride	NA	NA	NA	0.400	1581.00000	0.1186	1.00	5772.00000	0.1707
1,1,2,2-Tetrachloroethane	NA	NA	NA	0.400	1582.00000	0.2817	1.00	3544.00000	0.2531
1,1-Dichloroethane	NA	NA	NA	0.400	5799.00000	0.4350	1.00	17188.0000	0.5082
Bromoform	NA	NA	NA	NA	NA	NA	1.00	2042.00000	0.07820
Chlorobenzene	NA	NA	NA	0.400	9275.00000	0.8850	1.00	23714.0000	0.9077
Chloromethane	NA	NA	NA	NA	NA	NA	1.00	9076.00000	0.2684
1,1,1-Trichloroethane	NA	NA	NA	0.400	3375.00000	0.2532	1.00	13484.0000	0.3987
1,1,2-Trichloro-1,2,2-Trifluoroethane	NA	NA	NA	NA	NA	NA	NA	NA	NA
1,1,2-Trichloroethane	NA	NA	NA	0.400	1934.00000	0.1845	1.00	4788.00000	0.1833
1,2,4-Trichlorobenzene	NA	NA	NA	0.400	3573.00000	0.6363	1.00	8951.00000	0.6392
1,2-Dibromo-3-Chloropropane	NA	NA	NA	NA	NA	NA	NA	NA	NA
1,2-Dibromoethane	NA	NA	NA	0.400	1627.00000	0.1552	1.00	4645.00000	0.1778
1,2-Dichlorobenzene	0.300	5022.00000	1.161	0.400	6465.00000	1.151	1.00	15173.0000	1.084
1,2-Dichloroethane	NA	NA	NA	0.400	4397.00000	0.3298	1.00	11473.0000	0.3392
1,3-Dichlorobenzene	NA	NA	NA	0.400	7073.00000	1.260	1.00	17817.0000	1.272
1,4-Dichlorobenzene	0.300	6210.00000	1.436	0.400	7906.00000	1.408	1.00	19164.0000	1.369
2-Butanone	NA	NA	NA	NA	NA	NA	NA	NA	NA
2-Hexanone	NA	NA	NA	NA	NA	NA	NA	NA	NA
4-Methyl-2-Pentanone	NA	NA	NA	NA	NA	NA	NA	NA	NA
Acetone	NA	NA	NA	NA	NA	NA	NA	NA	NA
Benzene	NA	NA	NA	0.400	12506.0000	0.9382	1.00	34091.0000	1.008
Bromodichloromethane	NA	NA	NA	0.400	2895.00000	0.2172	1.00	8510.00000	0.2516
Bromomethane	NA	NA	NA	NA	NA	NA	1.00	6011.00000	0.1777
Carbon Disulfide	NA	NA	NA	NA	NA	NA	1.00	24443.0000	0.7227
Carbon Tetrachloride	NA	NA	NA	0.400	2188.00000	0.1641	1.00	10271.0000	0.3037
Chloroethane	NA	NA	NA	0.400	1323.00000	0.09920	1.00	4410.00000	0.1304
Cyclohexane	NA	NA	NA	NA	NA	NA	1.00	15875.0000	0.4694
Dibromochloromethane	NA	NA	NA	0.400	1933.00000	0.1844	1.00	4515.00000	0.1728
Dichlorodifluoromethane	NA	NA	NA	NA	NA	NA	1.00	12240.0000	0.3619
Isopropylbenzene	NA	NA	NA	0.400	8892.00000	0.8484	1.00	28643.0000	1.096
Methyl Tert Butyl Ether	NA	NA	NA	NA	NA	NA	1.00	16459.0000	0.4867
Methyl acetate	NA	NA	NA	NA	NA	NA	NA	NA	NA
Methylcyclohexane	NA	NA	NA	NA	NA	NA	1.00	10456.0000	0.3092
Methylene Chloride	NA	NA	NA	0.400	3845.00000	0.2884	1.00	9307.00000	0.2752
Styrene	NA	NA	NA	0.400	5946.00000	0.5673	1.00	16239.0000	0.6216
Tetrachloroethene	NA	NA	NA	0.400	2122.00000	0.2025	1.00	7615.00000	0.2915
Trichloroethene	NA	NA	NA	0.400	3235.00000	0.2427	1.00	9614.00000	0.2843

KEMRON FORMS - Modified 10/13/2006
Version 1.6 PDF File ID: 644642
Report generated 12/11/2006 13:50

KEMRON Environmental Services

INITIAL CALIBRATION DATA

00047104

Login Number: L0612141

Analytical Method: 8260B

Instrument ID: HPMS10

Initial Calibration Date: 13-NOV-06 16:05

Column ID: F

Analyte	WG227377-05			WG227377-06			WG227377-07		
	CONC	RESP	RF	CONC	RESP	RF	CONC	RESP	RF
1,1-Dichloroethene	2.00	17356.0000	0.2631	5.00	45644.0000	0.2803	20.0	185735.000	0.2835
1,2-Dichloropropane	2.00	18315.0000	0.2776	5.00	50919.0000	0.3126	20.0	196868.000	0.3005
Chloroform	2.00	30774.0000	0.4665	5.00	85268.0000	0.5235	20.0	336433.000	0.5136
Ethylbenzene	2.00	23801.0000	0.4554	5.00	64748.0000	0.4990	20.0	263316.000	0.5024
Toluene	2.00	69846.0000	1.336	5.00	187133.000	1.442	20.0	744206.000	1.420
Vinyl Chloride	2.00	11047.0000	0.1675	5.00	24596.0000	0.1510	20.0	88140.0000	0.1346
1,1,2,2-Tetrachloroethane	2.00	9052.00000	0.3223	5.00	26266.0000	0.3745	20.0	106580.000	0.3708
1,1-Dichloroethane	2.00	38351.0000	0.5814	5.00	100095.000	0.6146	20.0	396377.000	0.6051
Bromoform	2.00	5010.00000	0.09590	5.00	15105.0000	0.1164	20.0	77393.0000	0.1477
Chlorobenzene	2.00	49556.0000	0.9482	5.00	133863.000	1.032	20.0	524092.000	0.9999
Chloromethane	2.00	14844.0000	0.2250	5.00	33341.0000	0.2047	20.0	125362.000	0.1914
1,1,1-Trichloroethane	2.00	28713.0000	0.4353	5.00	78616.0000	0.4827	20.0	324448.000	0.4953
1,1,2-Trichloro-1,2,2-Trifluoroethane	2.00	20156.0000	0.3055	5.00	50166.0000	0.3080	20.0	201313.000	0.3073
1,1,2-Trichloroethane	2.00	10989.0000	0.2103	5.00	30786.0000	0.2372	20.0	120945.000	0.2308
1,2,4-Trichlorobenzene	2.00	19982.0000	0.7116	5.00	52526.0000	0.7489	20.0	215920.000	0.7512
1,2-Dibromo-3-Chloropropane	2.00	834.000000	0.02970	5.00	3714.00000	0.05300	20.0	18598.0000	0.06470
1,2-Dibromoethane	2.00	10630.0000	0.2034	5.00	29273.0000	0.2256	20.0	121359.000	0.2315
1,2-Dichlorobenzene	2.00	34602.0000	1.232	5.00	90583.0000	1.292	20.0	365516.000	1.272
1,2-Dichloroethane	2.00	24569.0000	0.3724	5.00	66588.0000	0.4088	20.0	264818.000	0.4043
1,3-Dichlorobenzene	2.00	38706.0000	1.378	5.00	101756.000	1.451	20.0	413373.000	1.438
1,4-Dichlorobenzene	2.00	39574.0000	1.409	5.00	106326.000	1.516	20.0	419357.000	1.459
2-Butanone	NA	NA	NA	5.00	9495.00000	0.05830	20.0	37691.0000	0.05750
2-Hexanone	NA	NA	NA	5.00	12048.0000	0.09280	20.0	52673.0000	0.1005
4-Methyl-2-Pentanone	NA	NA	NA	5.00	8353.00000	0.05130	20.0	38257.0000	0.05840
Acetone	NA	NA	NA	5.00	7641.00000	0.04690	20.0	26175.0000	0.04000
Benzene	2.00	72278.0000	1.096	5.00	186355.000	1.144	20.0	707520.000	1.080
Bromodichloromethane	2.00	18582.0000	0.2817	5.00	50606.0000	0.3107	20.0	216581.000	0.3306
Bromomethane	2.00	9831.00000	0.1490	5.00	22045.0000	0.1354	20.0	80444.0000	0.1228
Carbon Disulfide	2.00	48962.0000	0.7422	5.00	130568.000	0.8017	20.0	546885.000	0.8349
Carbon Tetrachloride	2.00	23768.0000	0.3603	5.00	65731.0000	0.4036	20.0	280099.000	0.4276
Chloroethane	2.00	9680.00000	0.1467	5.00	23101.0000	0.1418	20.0	85091.0000	0.1299
Cyclohexane	2.00	32280.0000	0.4893	5.00	87543.0000	0.5375	20.0	366820.000	0.5600
Dibromochloromethane	2.00	10399.0000	0.1990	5.00	31432.0000	0.2422	20.0	147504.000	0.2814
Dichlorodifluoromethane	2.00	25503.0000	0.3866	5.00	64046.0000	0.3932	20.0	248343.000	0.3791
Isopropylbenzene	2.00	66609.0000	1.275	5.00	180296.000	1.389	20.0	742898.000	1.417
Methyl Tert Butyl Ether	2.00	35427.0000	0.5370	5.00	92179.0000	0.5660	20.0	390245.000	0.5957
Methyl acetate	2.00	6772.00000	0.1027	5.00	18096.0000	0.1111	20.0	69551.0000	0.1062
Methylcyclohexane	2.00	21287.0000	0.3227	5.00	59027.0000	0.3624	20.0	245816.000	0.3753
Methylene Chloride	2.00	18371.0000	0.2785	5.00	45739.0000	0.2808	20.0	178750.000	0.2729
Styrene	2.00	40366.0000	0.7724	5.00	116747.000	0.8997	20.0	507492.000	0.9683
Tetrachloroethene	2.00	16713.0000	0.3198	5.00	44846.0000	0.3456	20.0	178641.000	0.3408
Trichloroethene	2.00	21180.0000	0.3211	5.00	54724.0000	0.3360	20.0	217786.000	0.3325

KEMRON FORMS - Modified 10/13/2006
Version 1.6 PDF File ID: 644642
Report generated 12/11/2006 13:50

KEMRON Environmental Services

INITIAL CALIBRATION DATA

00047105

Login Number: L0612141

Analytical Method: 8260B

Instrument ID: HPMS10

Initial Calibration Date: 13-NOV-06 16:05

Column ID: F

Analyte	WG227377-08			WG227377-09			WG227377-10		
	CONC	RESP	RF	CONC	RESP	RF	CONC	RESP	RF
1,1-Dichloroethene	50.0	459348.000	0.2817	100	919032.000	0.2778	200	1785787.00	0.2684
1,2-Dichloropropane	50.0	486940.000	0.2986	100	967898.000	0.2926	200	1827866.00	0.2747
Chloroform	50.0	830255.000	0.5092	100	1648437.00	0.4983	200	3204208.00	0.4815
Ethylbenzene	50.0	652877.000	0.4939	100	1274452.00	0.4776	200	2331348.00	0.4410
Toluene	50.0	1844536.00	1.395	100	3646517.00	1.367	200	6835981.00	1.293
Vinyl Chloride	50.0	203509.000	0.1248	100	378327.000	0.1144	200	597485.000	0.08980
1,1,2,2-Tetrachloroethane	50.0	271793.000	0.3739	100	540001.000	0.3654	200	1022617.00	0.3477
1,1-Dichloroethane	50.0	976721.000	0.5990	100	1935194.00	0.5850	200	3736234.00	0.5615
Bromoform	50.0	218080.000	0.1650	100	456019.000	0.1709	200	863183.000	0.1633
Chlorobenzene	50.0	1300442.00	0.9837	100	2538567.00	0.9513	200	4736199.00	0.8960
Chloromethane	50.0	296304.000	0.1817	100	568759.000	0.1719	200	1093210.00	0.1643
1,1,1-Trichloroethane	50.0	801449.000	0.4915	100	1603204.00	0.4847	200	3060358.00	0.4599
1,1,2-Trichloro-1,2,2-Trifluoroethane	50.0	489583.000	0.3003	100	965079.000	0.2918	200	1903157.00	0.2860
1,1,2-Trichloroethane	50.0	300283.000	0.2272	100	586365.000	0.2197	200	1093520.00	0.2069
1,2,4-Trichlorobenzene	50.0	550883.000	0.7579	100	1114441.00	0.7541	200	2157862.00	0.7337
1,2-Dibromo-3-Chloropropane	50.0	54236.0000	0.07460	100	113618.000	0.07690	200	230315.000	0.07830
1,2-Dibromoethane	50.0	304519.000	0.2304	100	599587.000	0.2247	200	1133513.00	0.2144
1,2-Dichlorobenzene	50.0	915431.000	1.260	100	1824055.00	1.234	200	3456340.00	1.175
1,2-Dichloroethane	50.0	645843.000	0.3961	100	1247016.00	0.3770	200	2300468.00	0.3457
1,3-Dichlorobenzene	50.0	1046565.00	1.440	100	2092514.00	1.416	200	3976535.00	1.352
1,4-Dichlorobenzene	50.0	1056480.00	1.454	100	2102678.00	1.423	200	3987316.00	1.356
2-Butanone	50.0	93118.0000	0.05710	100	182399.000	0.05510	200	360593.000	0.05420
2-Hexanone	50.0	140739.000	0.1065	100	267883.000	0.1004	200	486320.000	0.09200
4-Methyl-2-Pentanone	50.0	100093.000	0.06140	100	195745.000	0.05920	200	364984.000	0.05490
Acetone	50.0	60603.0000	0.03720	100	126558.000	0.03830	200	243635.000	0.03660
Benzene	50.0	1716459.00	1.053	100	3324050.00	1.005	200	6175907.00	0.9281
Bromodichloromethane	50.0	555003.000	0.3404	100	1112586.00	0.3364	200	2136717.00	0.3211
Bromomethane	50.0	195838.000	0.1201	100	379159.000	0.1146	200	720371.000	0.1083
Carbon Disulfide	50.0	1334980.00	0.8188	100	2615575.00	0.7907	200	5033247.00	0.7564
Carbon Tetrachloride	50.0	725469.000	0.4449	100	1464506.00	0.4427	200	2891019.00	0.4345
Chloroethane	50.0	229004.000	0.1405	100	496076.000	0.1500	200	1036186.00	0.1557
Cyclohexane	50.0	878844.000	0.5390	100	1701907.00	0.5145	200	3167046.00	0.4759
Dibromochloromethane	50.0	392620.000	0.2970	100	804229.000	0.3014	200	1540732.00	0.2915
Dichlorodifluoromethane	50.0	593451.000	0.3640	100	1159297.00	0.3505	200	2173622.00	0.3267
Isopropylbenzene	50.0	1866175.00	1.412	100	3700509.00	1.387	200	6904770.00	1.306
Methyl Tert Butyl Ether	50.0	970034.000	0.5949	100	1923513.00	0.5815	200	3746757.00	0.5631
Methyl acetate	50.0	173572.000	0.1065	100	356592.000	0.1078	200	700841.000	0.1053
Methylcyclohexane	50.0	609672.000	0.3739	100	1213930.00	0.3670	200	2376336.00	0.3571
Methylene Chloride	50.0	435309.000	0.2670	100	861732.000	0.2605	200	1654949.00	0.2487
Styrene	50.0	1288388.00	0.9746	100	2584718.00	0.9686	200	4836958.00	0.9150
Tetrachloroethene	50.0	442554.000	0.3348	100	862999.000	0.3234	200	1649451.00	0.3120
Trichloroethene	50.0	539688.000	0.3310	100	1052052.00	0.3180	200	2009543.00	0.3020

KEMRON FORMS - Modified 10/13/2006
Version 1.6 PDF File ID: 644642
Report generated 12/11/2006 13:50

KEMRON Environmental Services

INITIAL CALIBRATION DATA

00047106

Login Number: L0612141

Analytical Method: 8260B

Instrument ID: HPMS10

Initial Calibration Date: 13-NOV-06 16:05

Column ID: F

Analyte	WG227377-02			WG227377-03			WG227377-04		
	CONC	RESP	RF	CONC	RESP	RF	CONC	RESP	RF
Trichlorofluoromethane	NA	NA	NA	0.400	4563.00000	0.3423	1.00	18062.0000	0.5340
cis-1,2-Dichloroethene	NA	NA	NA	0.400	3429.00000	0.2572	1.00	9038.00000	0.2672
cis-1,3-Dichloropropene	NA	NA	NA	0.400	4041.00000	0.3031	1.00	9138.00000	0.2702
m-,p-Xylene	NA	NA	NA	0.800	8779.00000	0.4188	2.00	26485.0000	0.5069
o-Xylene	NA	NA	NA	0.400	4294.00000	0.4097	1.00	12034.0000	0.4606
trans-1,2-Dichloroethene	NA	NA	NA	0.400	3087.00000	0.2316	1.00	8466.00000	0.2503
trans-1,3-Dichloropropene	NA	NA	NA	NA	NA	NA	1.00	7670.00000	0.2936

KEMRON FORMS - Modified 10/13/2006
Version 1.6 PDF File ID: 644642
Report generated 12/11/2006 13:50

KEMRON Environmental Services

INITIAL CALIBRATION DATA

00047107

Login Number:L0612141

Analytical Method:8260B

Instrument ID:HPMS10

Initial Calibration Date:13-NOV-06 16:05

Column ID:F

Analyte	WG227377-05			WG227377-06			WG227377-07		
	CONC	RESP	RF	CONC	RESP	RF	CONC	RESP	RF
Trichlorofluoromethane	2.00	40032.0000	0.6068	5.00	101554.000	0.6235	20.0	396885.000	0.6059
cis-1,2-Dichloroethene	2.00	20676.0000	0.3134	5.00	53798.0000	0.3303	20.0	211264.000	0.3225
cis-1,3-Dichloropropene	2.00	21574.0000	0.3270	5.00	61190.0000	0.3757	20.0	261724.000	0.3995
m-,p-Xylene	4.00	58985.0000	0.5643	10.0	156610.000	0.6034	40.0	639432.000	0.6100
o-Xylene	2.00	28031.0000	0.5363	5.00	75174.0000	0.5793	20.0	301038.000	0.5744
trans-1,2-Dichloroethene	2.00	18492.0000	0.2803	5.00	50203.0000	0.3082	20.0	201573.000	0.3077
trans-1,3-Dichloropropene	2.00	17500.0000	0.3348	5.00	51102.0000	0.3938	20.0	220608.000	0.4209

KEMRON Environmental Services

INITIAL CALIBRATION DATA

00047108

Login Number: L0612141

Analytical Method: 8260B

Instrument ID: HPMS10

Initial Calibration Date: 13-NOV-06 16:05

Column ID: F

Analyte	WG227377-08			WG227377-09			WG227377-10		
	CONC	RESP	RF	CONC	RESP	RF	CONC	RESP	RF
Trichlorofluoromethane	50.0	962033.000	0.5900	100	1874717.00	0.5668	NA	NA	NA
cis-1,2-Dichloroethene	50.0	522746.000	0.3206	100	1051221.00	0.3178	200	2034146.00	0.3057
cis-1,3-Dichloropropene	50.0	664835.000	0.4078	100	1318387.00	0.3986	200	2495371.00	0.3750
m-,p-Xylene	100	1574338.00	0.5955	200	3047018.00	0.5709	400	5445238.00	0.5150
o-Xylene	50.0	766273.000	0.5797	100	1518523.00	0.5690	200	2856235.00	0.5403
trans-1,2-Dichloroethene	50.0	496793.000	0.3047	100	992695.000	0.3001	200	1933321.00	0.2905
trans-1,3-Dichloropropene	50.0	564323.000	0.4269	100	1110579.00	0.4162	200	2063459.00	0.3903

KEMRON FORMS - Modified 10/13/2006
Version 1.6 PDF File ID: 644642
Report generated 12/11/2006 13:50

KEMRON Environmental Services

INITIAL CALIBRATION DATA

00047109

Login Number: L0612141

Analytical Method: 8260B

Instrument ID: HPMS11

Initial Calibration Date: 28-NOV-06 12:56

Column ID: F

Analyte	WG228336-02			WG228336-03			WG228336-04		
	CONC	RESP	RF	CONC	RESP	RF	CONC	RESP	RF
1,1-Dichloroethene	NA	NA	NA	0.400	2638.00000	0.1722	1.00	6208.00000	0.1617
1,2-Dichloropropane	NA	NA	NA	0.400	4064.00000	0.2653	1.00	8991.00000	0.2342
Chloroform	0.300	5269.00000	0.4327	0.400	7026.00000	0.4587	1.00	14589.0000	0.3801
Ethylbenzene	NA	NA	NA	0.400	5658.00000	0.4909	1.00	12118.0000	0.4248
Toluene	NA	NA	NA	0.400	14925.0000	1.295	1.00	33167.0000	1.163
Vinyl Chloride	NA	NA	NA	0.400	3983.00000	0.2600	1.00	7979.00000	0.2079
1,1,2,2-Tetrachloroethane	NA	NA	NA	0.400	2201.00000	0.3517	1.00	5526.00000	0.3566
1,1-Dichloroethane	NA	NA	NA	0.400	7750.00000	0.5060	1.00	16215.0000	0.4224
Bromoform	NA	NA	NA	NA	NA	NA	1.00	3601.00000	0.1262
Chlorobenzene	NA	NA	NA	0.400	10874.0000	0.9435	1.00	24420.0000	0.8561
Chloromethane	NA	NA	NA	0.400	5142.00000	0.3357	1.00	10659.0000	0.2777
1,1,1-Trichloroethane	NA	NA	NA	0.400	5578.00000	0.3642	1.00	12311.0000	0.3207
1,1,2-Trichloro-1,2,2-Trifluoroethane	NA	NA	NA	0.400	3037.00000	0.1983	1.00	7802.00000	0.2033
1,1,2-Trichloroethane	NA	NA	NA	0.400	2099.00000	0.1821	1.00	5772.00000	0.2023
1,2,4-Trichlorobenzene	NA	NA	NA	0.400	6073.00000	0.9703	1.00	13317.0000	0.8594
1,2-Dibromo-3-Chloropropane	NA	NA	NA	NA	NA	NA	NA	NA	NA
1,2-Dibromoethane	NA	NA	NA	0.400	2194.00000	0.1904	1.00	5102.00000	0.1789
1,2-Dichlorobenzene	0.300	6192.00000	1.314	0.400	7700.00000	1.230	1.00	18156.0000	1.172
1,2-Dichloroethane	NA	NA	NA	0.400	5430.00000	0.3545	1.00	12476.0000	0.3250
1,3-Dichlorobenzene	NA	NA	NA	0.400	9160.00000	1.464	1.00	19716.0000	1.272
1,4-Dichlorobenzene	0.300	7554.00000	1.603	0.400	9973.00000	1.593	1.00	22328.0000	1.441
2-Butanone	NA	NA	NA	NA	NA	NA	NA	NA	NA
2-Hexanone	NA	NA	NA	NA	NA	NA	NA	NA	NA
4-Methyl-2-Pentanone	NA	NA	NA	NA	NA	NA	NA	NA	NA
Acetone	NA	NA	NA	NA	NA	NA	NA	NA	NA
Benzene	NA	NA	NA	0.400	14662.0000	0.9572	1.00	31806.0000	0.8286
Bromodichloromethane	NA	NA	NA	0.400	4340.00000	0.2833	1.00	9949.00000	0.2592
Bromomethane	NA	NA	NA	0.400	3106.00000	0.2028	1.00	6838.00000	0.1781
Carbon Disulfide	NA	NA	NA	0.400	9356.00000	0.6108	1.00	22187.0000	0.5780
Carbon Tetrachloride	NA	NA	NA	0.400	4275.00000	0.2791	1.00	10302.0000	0.2684
Chloroethane	NA	NA	NA	0.400	2400.00000	0.1567	1.00	6289.00000	0.1638
Cyclohexane	NA	NA	NA	NA	NA	NA	1.00	16138.0000	0.4204
Dibromochloromethane	NA	NA	NA	0.400	2427.00000	0.2106	1.00	6216.00000	0.2179
Dichlorodifluoromethane	NA	NA	NA	0.400	4840.00000	0.3160	1.00	11335.0000	0.2953
Isopropylbenzene	NA	NA	NA	0.400	15319.0000	1.329	1.00	34052.0000	1.194
Methyl Tert Butyl Ether	NA	NA	NA	0.400	5589.00000	0.3649	1.00	14735.0000	0.3839
Methyl acetate	NA	NA	NA	NA	NA	NA	NA	NA	NA
Methylcyclohexane	NA	NA	NA	NA	NA	NA	1.00	11538.0000	0.3006
Methylene Chloride	NA	NA	NA	0.400	3495.00000	0.2282	1.00	8162.00000	0.2126
Styrene	NA	NA	NA	0.400	8914.00000	0.7734	1.00	21802.0000	0.7643
Tetrachloroethene	NA	NA	NA	0.400	2760.00000	0.2395	1.00	6524.00000	0.2287
Trichloroethene	NA	NA	NA	0.400	3656.00000	0.2387	1.00	7965.00000	0.2075

KEMRON FORMS - Modified 10/13/2006
Version 1.6 PDF File ID: 644642
Report generated 12/11/2006 13:50

KEMRON Environmental Services

INITIAL CALIBRATION DATA

00047110

Login Number:L0612141 Instrument ID:HPMS11

Analytical Method:8260B Initial Calibration Date:28-NOV-06 12:56

Column ID:F

Analyte	WG228336-05			WG228336-06			WG228336-07		
	CONC	RESP	RF	CONC	RESP	RF	CONC	RESP	RF
1,1-Dichloroethene	2.00	15100.0000	0.1989	5.00	38380.0000	0.2145	20.0	163025.000	0.2123
1,2-Dichloropropane	2.00	18787.0000	0.2475	5.00	45014.0000	0.2516	20.0	196515.000	0.2559
Chloroform	2.00	32789.0000	0.4320	5.00	75591.0000	0.4225	20.0	337125.000	0.4390
Ethylbenzene	2.00	27250.0000	0.4791	5.00	72787.0000	0.5116	20.0	288028.000	0.4985
Toluene	2.00	73212.0000	1.287	5.00	184739.000	1.298	20.0	770264.000	1.333
Vinyl Chloride	2.00	16395.0000	0.2160	5.00	35010.0000	0.1957	20.0	143504.000	0.1869
1,1,2,2-Tetrachloroethane	2.00	11214.0000	0.3611	5.00	31566.0000	0.4028	20.0	130514.000	0.4085
1,1-Dichloroethane	2.00	35738.0000	0.4709	5.00	88036.0000	0.4920	20.0	382244.000	0.4977
Bromoform	2.00	6920.00000	0.1217	5.00	20790.0000	0.1461	20.0	95514.0000	0.1653
Chlorobenzene	2.00	50737.0000	0.8920	5.00	132574.000	0.9318	20.0	521777.000	0.9030
Chloromethane	2.00	19427.0000	0.2560	5.00	47035.0000	0.2629	20.0	201519.000	0.2624
1,1,1-Trichloroethane	2.00	29867.0000	0.3935	5.00	72717.0000	0.4064	20.0	319296.000	0.4158
1,1,2-Trichloro-1,2,2-Trifluoroethane	2.00	17800.0000	0.2345	5.00	39441.0000	0.2204	20.0	178364.000	0.2323
1,1,2-Trichloroethane	2.00	11589.0000	0.2038	5.00	29531.0000	0.2076	20.0	120583.000	0.2087
1,2,4-Trichlorobenzene	2.00	27076.0000	0.8719	5.00	72339.0000	0.9230	20.0	300436.000	0.9402
1,2-Dibromo-3-Chloropropane	2.00	1487.00000	0.04790	5.00	5500.00000	0.07020	20.0	22846.0000	0.07150
1,2-Dibromoethane	2.00	10745.0000	0.1889	5.00	29388.0000	0.2066	20.0	123961.000	0.2145
1,2-Dichlorobenzene	2.00	37502.0000	1.208	5.00	98763.0000	1.260	20.0	402550.000	1.260
1,2-Dichloroethane	2.00	25081.0000	0.3305	5.00	61253.0000	0.3423	20.0	269401.000	0.3508
1,3-Dichlorobenzene	2.00	42809.0000	1.379	5.00	111477.000	1.423	20.0	452584.000	1.416
1,4-Dichlorobenzene	2.00	44017.0000	1.418	5.00	114552.000	1.462	20.0	458105.000	1.434
2-Butanone	NA	NA	NA	5.00	8605.00000	0.04810	20.0	42058.0000	0.05480
2-Hexanone	NA	NA	NA	5.00	15357.0000	0.1079	20.0	74171.0000	0.1284
4-Methyl-2-Pentanone	NA	NA	NA	5.00	8927.00000	0.04990	20.0	44317.0000	0.05770
Acetone	NA	NA	NA	5.00	5962.00000	0.03330	20.0	26959.0000	0.03510
Benzene	2.00	67889.0000	0.8945	5.00	163339.000	0.9129	20.0	704597.000	0.9175
Bromodichloromethane	2.00	21066.0000	0.2776	5.00	53466.0000	0.2988	20.0	237386.000	0.3091
Bromomethane	2.00	12920.0000	0.1702	5.00	29842.0000	0.1668	20.0	138637.000	0.1805
Carbon Disulfide	2.00	48832.0000	0.6434	5.00	110617.000	0.6182	20.0	506941.000	0.6601
Carbon Tetrachloride	2.00	25572.0000	0.3369	5.00	63312.0000	0.3538	20.0	278976.000	0.3633
Chloroethane	2.00	14119.0000	0.1860	5.00	32187.0000	0.1799	20.0	141662.000	0.1845
Cyclohexane	2.00	38622.0000	0.5089	5.00	86412.0000	0.4829	20.0	401139.000	0.5223
Dibromochloromethane	2.00	13038.0000	0.2292	5.00	35612.0000	0.2503	20.0	155471.000	0.2691
Dichlorodifluoromethane	2.00	25890.0000	0.3411	5.00	60359.0000	0.3373	20.0	253053.000	0.3295
Isopropylbenzene	2.00	81757.0000	1.437	5.00	216906.000	1.525	20.0	888765.000	1.538
Methyl Tert Butyl Ether	2.00	33844.0000	0.4459	5.00	74360.0000	0.4156	20.0	366717.000	0.4775
Methyl acetate	2.00	8610.00000	0.1134	5.00	19897.0000	0.1112	20.0	95077.0000	0.1238
Methylcyclohexane	2.00	26928.0000	0.3548	5.00	61437.0000	0.3434	20.0	285086.000	0.3712
Methylene Chloride	2.00	15895.0000	0.2094	5.00	39071.0000	0.2184	20.0	164366.000	0.2140
Styrene	2.00	48279.0000	0.8488	5.00	140615.000	0.9883	20.0	593303.000	1.027
Tetrachloroethene	2.00	15538.0000	0.2732	5.00	40266.0000	0.2830	20.0	161643.000	0.2797
Trichloroethene	2.00	18423.0000	0.2427	5.00	46547.0000	0.2601	20.0	191770.000	0.2497

KEMRON FORMS - Modified 10/13/2006
Version 1.6 PDF File ID: 644642
Report generated 12/11/2006 13:50

KEMRON Environmental Services

INITIAL CALIBRATION DATA

00047111

Login Number: L0612141

Analytical Method: 8260B

Instrument ID: HPMS11

Initial Calibration Date: 28-NOV-06 12:56

Column ID: F

Analyte	WG228336-08			WG228336-09			WG228336-10		
	CONC	RESP	RF	CONC	RESP	RF	CONC	RESP	RF
1,1-Dichloroethene	50.0	429283.000	0.2202	100	866668.000	0.2204	200	1680620.00	0.2152
1,2-Dichloropropane	50.0	503002.000	0.2580	100	1008619.00	0.2565	200	1943029.00	0.2488
Chloroform	50.0	859106.000	0.4406	100	1718909.00	0.4371	200	3330315.00	0.4264
Ethylbenzene	50.0	710273.000	0.4854	100	1346059.00	0.4548	200	2405553.00	0.4072
Toluene	50.0	1959480.00	1.339	100	3870650.00	1.308	200	7259432.00	1.229
Vinyl Chloride	50.0	351533.000	0.1803	100	703291.000	0.1788	200	1176184.00	0.1506
1,1,2,2-Tetrachloroethane	50.0	337762.000	0.4129	100	687824.000	0.4139	200	1354946.00	0.4057
1,1-Dichloroethane	50.0	982172.000	0.5037	100	1971997.00	0.5014	200	3833893.00	0.4909
Bromoform	50.0	255828.000	0.1748	100	524681.000	0.1773	200	1013566.00	0.1716
Chlorobenzene	50.0	1278788.00	0.8739	100	2451167.00	0.8282	200	4398582.00	0.7445
Chloromethane	50.0	498453.000	0.2556	100	955585.000	0.2430	200	2036386.00	0.2608
1,1,1-Trichloroethane	50.0	811686.000	0.4163	100	1589915.00	0.4043	200	2946476.00	0.3773
1,1,2-Trichloro-1,2,2-Trifluoroethane	50.0	442955.000	0.2272	100	922344.000	0.2345	200	1740776.00	0.2229
1,1,2-Trichloroethane	50.0	310150.000	0.2119	100	627469.000	0.2120	200	1196453.00	0.2025
1,2,4-Trichlorobenzene	50.0	759685.000	0.9286	100	1480520.00	0.8908	200	2665799.00	0.7981
1,2-Dibromo-3-Chloropropane	50.0	63149.0000	0.07720	100	129130.000	0.07770	200	262251.000	0.07850
1,2-Dibromoethane	50.0	321198.000	0.2195	100	650852.000	0.2199	200	1254606.00	0.2124
1,2-Dichlorobenzene	50.0	1014417.00	1.240	100	1993478.00	1.200	200	3778923.00	1.131
1,2-Dichloroethane	50.0	684594.000	0.3511	100	1357353.00	0.3451	200	2517339.00	0.3223
1,3-Dichlorobenzene	50.0	1137485.00	1.390	100	2224025.00	1.338	200	4207428.00	1.260
1,4-Dichlorobenzene	50.0	1156814.00	1.414	100	2245505.00	1.351	200	4218832.00	1.263
2-Butanone	50.0	114523.000	0.05870	100	242668.000	0.06170	200	491354.000	0.06290
2-Hexanone	50.0	198364.000	0.1356	100	405234.000	0.1369	200	792351.000	0.1341
4-Methyl-2-Pentanone	50.0	120348.000	0.06170	100	248192.000	0.06310	200	484508.000	0.06200
Acetone	50.0	68733.0000	0.03520	100	150514.000	0.03830	200	305163.000	0.03910
Benzene	50.0	1793172.00	0.9196	100	3547769.00	0.9021	200	6688348.00	0.8564
Bromodichloromethane	50.0	609527.000	0.3126	100	1220233.00	0.3103	200	2337045.00	0.2993
Bromomethane	50.0	356214.000	0.1827	100	741380.000	0.1885	200	1471626.00	0.1884
Carbon Disulfide	50.0	1303385.00	0.6684	100	2643400.00	0.6722	200	4984297.00	0.6382
Carbon Tetrachloride	50.0	726360.000	0.3725	100	1450355.00	0.3688	200	2761421.00	0.3536
Chloroethane	50.0	366916.000	0.1882	100	757223.000	0.1925	200	1473217.00	0.1886
Cyclohexane	50.0	1000893.00	0.5133	100	2058577.00	0.5234	200	3795020.00	0.4859
Dibromochloromethane	50.0	411880.000	0.2815	100	831743.000	0.2810	200	1593175.00	0.2697
Dichlorodifluoromethane	50.0	615085.000	0.3154	100	1284532.00	0.3266	200	2370191.00	0.3035
Isopropylbenzene	50.0	2280519.00	1.558	100	4479839.00	1.514	200	8353809.00	1.414
Methyl Tert Butyl Ether	50.0	975076.000	0.5001	100	2013560.00	0.5120	200	3811132.00	0.4880
Methyl acetate	50.0	254043.000	0.1303	100	526592.000	0.1339	200	1016210.00	0.1301
Methylcyclohexane	50.0	716926.000	0.3677	100	1502841.00	0.3821	200	2835811.00	0.3631
Methylene Chloride	50.0	422717.000	0.2168	100	853498.000	0.2170	200	1617339.00	0.2071
Styrene	50.0	1509698.00	1.032	100	2976840.00	1.006	200	5548982.00	0.9393
Tetrachloroethene	50.0	407737.000	0.2786	100	802433.000	0.2711	200	1480234.00	0.2506
Trichloroethene	50.0	489099.000	0.2508	100	963296.000	0.2449	200	1833017.00	0.2347

KEMRON FORMS - Modified 10/13/2006
Version 1.6 PDF File ID: 644642
Report generated 12/11/2006 13:50

KEMRON Environmental Services

INITIAL CALIBRATION DATA

00047112

Login Number: L0612141

Analytical Method: 8260B

Instrument ID: HPMS11

Initial Calibration Date: 28-NOV-06 12:56

Column ID: F

Analyte	WG228336-02			WG228336-03			WG228336-04		
	CONC	RESP	RF	CONC	RESP	RF	CONC	RESP	RF
Trichlorofluoromethane	NA	NA	NA	0.400	6382.00000	0.4167	1.00	15472.0000	0.4031
cis-1,2-Dichloroethene	NA	NA	NA	0.400	3741.00000	0.2442	1.00	8140.00000	0.2121
cis-1,3-Dichloropropene	NA	NA	NA	0.400	5035.00000	0.3287	1.00	11340.0000	0.2954
m-,p-Xylene	NA	NA	NA	0.800	13501.0000	0.5857	2.00	30598.0000	0.5363
o-Xylene	NA	NA	NA	0.400	6224.00000	0.5400	1.00	13965.0000	0.4896
trans-1,2-Dichloroethene	NA	NA	NA	0.400	3344.00000	0.2183	1.00	7536.00000	0.1963
trans-1,3-Dichloropropene	NA	NA	NA	0.400	4428.00000	0.3842	1.00	10299.0000	0.3610

KEMRON FORMS - Modified 10/13/2006
Version 1.6 PDF File ID: 644642
Report generated 12/11/2006 13:50

KEMRON Environmental Services

INITIAL CALIBRATION DATA

00047113

Login Number: L0612141

Analytical Method: 8260B

Instrument ID: HPMS11

Initial Calibration Date: 28-NOV-06 12:56

Column ID: F

Analyte	WG228336-05			WG228336-06			WG228336-07		
	CONC	RESP	RF	CONC	RESP	RF	CONC	RESP	RF
Trichlorofluoromethane	2.00	34565.0000	0.4554	5.00	83303.0000	0.4656	20.0	352824.000	0.4594
cis-1,2-Dichloroethene	2.00	17938.0000	0.2363	5.00	42924.0000	0.2399	20.0	194965.000	0.2539
cis-1,3-Dichloropropene	2.00	23664.0000	0.3118	5.00	63012.0000	0.3522	20.0	280397.000	0.3651
m-,p-Xylene	4.00	67744.0000	0.5955	10.0	178497.000	0.6273	40.0	717656.000	0.6210
o-Xylene	2.00	30641.0000	0.5387	5.00	85979.0000	0.6043	20.0	343917.000	0.5952
trans-1,2-Dichloroethene	2.00	17024.0000	0.2243	5.00	40289.0000	0.2252	20.0	181455.000	0.2363
trans-1,3-Dichloropropene	2.00	21055.0000	0.3702	5.00	56597.0000	0.3978	20.0	250545.000	0.4336

KEMRON FORMS - Modified 10/13/2006
Version 1.6 PDF File ID: 644642
Report generated 12/11/2006 13:50

KEMRON Environmental Services

INITIAL CALIBRATION DATA

00047114

Login Number: L0612141

Analytical Method: 8260B

Instrument ID: HPMS11

Initial Calibration Date: 28-NOV-06 12:56

Column ID: F

Analyte	WG228336-08			WG228336-09			WG228336-10		
	CONC	RESP	RF	CONC	RESP	RF	CONC	RESP	RF
Trichlorofluoromethane	50.0	880759.000	0.4517	100	1823583.00	0.4637	200	3496099.00	0.4477
cis-1,2-Dichloroethene	50.0	501174.000	0.2570	100	1002795.00	0.2550	200	1931342.00	0.2473
cis-1,3-Dichloropropene	50.0	720602.000	0.3696	100	1453962.00	0.3697	200	2766914.00	0.3543
m-,p-Xylene	100	1780524.00	0.6084	200	3391514.00	0.5729	400	5918409.00	0.5009
o-Xylene	50.0	875034.000	0.5980	100	1705086.00	0.5761	200	3170069.00	0.5366
trans-1,2-Dichloroethene	50.0	470145.000	0.2411	100	947259.000	0.2409	200	1820442.00	0.2331
trans-1,3-Dichloropropene	50.0	651213.000	0.4450	100	1300794.00	0.4395	200	2469185.00	0.4180

KEMRON FORMS - Modified 10/13/2006
Version 1.6 PDF File ID: 644642
Report generated 12/11/2006 13:50

KEMRON Environmental Services

ALTERNATE SOURCE CALIBRATION REPORT

00047115

Login Number: L0612141 Run Date: 11/13/2006 Sample ID: WG227377-11
Instrument ID: HPMS10 Run Time: 17:05 Method: 8260B
File ID: 10M50704 Analyst: MES
ICal Workgroup: WG227377 Cal ID: HPMS10 - 13-NOV-06

Analyte		Expected	Found	Units	RF	%D	UCL	Q
1,1-Dichloroethene	CCC	20.0	22.4	ug/L	0.302	11.8	30	
1,2-Dichloropropane	CCC	20.0	22.6	ug/L	0.315	13.0	30	
Chloroform	CCC	20.0	22.2	ug/L	0.529	10.9	30	
Ethylbenzene	CCC	20.0	23.7	ug/L	0.536	18.7	30	
Toluene	CCC	20.0	21.9	ug/L	1.46	9.70	30	
Vinyl Chloride	CCC	20.0	24.1	ug/L	0.160	20.3	30	
1,1,2,2-Tetrachloroethane	SPCC	20.0	22.1	ug/L	0.372	10.6	30	
1,1-Dichloroethane	SPCC	20.0	22.5	ug/L	0.631	12.4	30	
Bromoform	SPCC	20.0	18.5	ug/L	0.148	7.70	30	
Chlorobenzene	SPCC	20.0	21.6	ug/L	1.02	7.80	30	
Chloromethane	SPCC	20.0	24.1	ug/L	0.223	20.7	30	
1,1,1-Trichloroethane		20.0	20.6	ug/L	0.511	2.80	30	
1,1,2-Trichloro-1,2,2-Trifluoroethane		20.0	22.8	ug/L	0.342	13.9	30	
1,1,2-Trichloroethane		20.0	22.1	ug/L	0.235	10.6	30	
1,2,4-Trichlorobenzene		20.0	20.6	ug/L	0.739	3.20	30	
1,2-Dibromo-3-Chloropropane		20.0	17.8	ug/L	0.0612	11.2	30	
1,2-Dibromoethane		20.0	22.3	ug/L	0.231	11.3	30	
1,2-Dichlorobenzene		20.0	21.5	ug/L	1.30	7.70	30	
1,2-Dichloroethane		20.0	21.6	ug/L	0.401	7.90	30	
cis-1,2-Dichloroethene		20.0	21.8	ug/L	0.332	9.10	30	
trans-1,2-Dichloroethene		20.0	22.5	ug/L	0.320	12.5	30	
1,3-Dichlorobenzene		20.0	21.6	ug/L	1.48	7.90	30	
1,4-Dichlorobenzene		20.0	21.1	ug/L	1.51	5.70	30	
2-Butanone		20.0	24.8	ug/L	0.0701	24.1	30	
2-Hexanone		20.0	19.1	ug/L	0.0938	4.70	30	
4-Methyl-2-Pentanone		20.0	19.2	ug/L	0.0548	3.90	30	
Acetone		20.0	22.3	ug/L	0.0443	11.3	30	
Benzene		20.0	21.1	ug/L	1.09	5.60	30	
Bromodichloromethane		20.0	23.6	ug/L	0.353	18.1	30	
Bromomethane		20.0	21.8	ug/L	0.134	9.00	30	
Carbon Disulfide		20.0	21.0	ug/L	0.821	5.10	30	
Carbon Tetrachloride		20.0	20.6	ug/L	0.454	3.10	30	
Chloroethane		20.0	20.1	ug/L	0.137	0.300	30	
cis-1,3-Dichloropropene		20.0	23.0	ug/L	0.410	14.9	30	
Cyclohexane		20.0	21.0	ug/L	0.539	5.20	30	
Dibromochloromethane		20.0	19.8	ug/L	0.289	0.900	30	
Dichlorodifluoromethane		20.0	22.0	ug/L	0.402	9.90	30	
Isopropylbenzene		20.0	18.8	ug/L	1.34	6.00	30	
Methyl acetate		20.0	30.2	ug/L	0.161	50.9	30	*
Methyl Tert Butyl Ether		20.0	21.5	ug/L	0.602	7.30	30	
Methylcyclohexane		20.0	21.3	ug/L	0.375	6.40	30	
Methylene Chloride		20.0	20.6	ug/L	0.280	3.10	30	

KEMRON FORMS - Modified 11/21/2006
Version 1.5 PDF File ID: 643682
Report generated 12/11/2006 13:50

KEMRON Environmental Services

ALTERNATE SOURCE CALIBRATION REPORT

00047116

Login Number: L0612141 Run Date: 11/13/2006 Sample ID: WG227377-11

Instrument ID: HPMS10 Run Time: 17:05 Method: 8260B

File ID: 10M50704 Analyst: MES

ICal Workgroup: WG227377 Cal ID: HPMS10 - 13-NOV-06

Analyte		Expected	Found	Units	RF	%D	UCL	Q
Styrene		20.0	20.3	ug/L	0.997	1.30	30	
Tetrachloroethene		20.0	22.8	ug/L	0.352	13.9	30	
trans-1,3-Dichloropropene		20.0	20.6	ug/L	0.394	3.00	30	
Trichloroethene		20.0	22.8	ug/L	0.352	14.1	30	
Trichlorofluoromethane		20.0	19.6	ug/L	0.593	1.90	30	
Xylenes		60.0	69.2	ug/L	0.620	15.3	30	
o-Xylene		20.0	22.7	ug/L	0.603	13.5	30	
m-,p-Xylene		40.0	46.5	ug/L	0.637	16.2	30	

* Exceeds %D Limit

CCC Calibration Check Compounds
SPCC System Performance Check Compounds

KEMRON FORMS - Modified 11/21/2006
Version 1.5 PDF File ID: 643682
Report generated 12/11/2006 13:50

KEMRON Environmental Services

ALTERNATE SOURCE CALIBRATION REPORT

00047117

Login Number: L0612141 Run Date: 11/28/2006 Sample ID: WG228336-11
Instrument ID: HPMS11 Run Time: 14:28 Method: 8260B
File ID: 11M38446 Analyst: CMS
ICal Workgroup: WG228336 Cal ID: HPMS11 - 28-NOV-06

Analyte		Expected	Found	Units	RF	%D	UCL	Q
1,1-Dichloroethene	CCC	20.0	20.9	ug/L	0.211	4.40	30	
1,2-Dichloropropane	CCC	20.0	21.1	ug/L	0.266	5.40	30	
Chloroform	CCC	20.0	20.0	ug/L	0.431	0.200	30	
Ethylbenzene	CCC	20.0	21.5	ug/L	0.505	7.60	30	
Toluene	CCC	20.0	20.7	ug/L	1.33	3.60	30	
Vinyl Chloride	CCC	20.0	18.1	ug/L	0.175	9.60	30	
1,1,2,2-Tetrachloroethane	SPCC	20.0	20.9	ug/L	0.408	4.70	30	
1,1-Dichloroethane	SPCC	20.0	20.6	ug/L	0.501	3.20	30	
Bromoform	SPCC	20.0	17.9	ug/L	0.154	10.5	30	
Chlorobenzene	SPCC	20.0	20.8	ug/L	0.906	4.00	30	
Chloromethane	SPCC	20.0	17.8	ug/L	0.240	10.8	30	
1,1,1-Trichloroethane		20.0	21.1	ug/L	0.408	5.40	30	
1,1,2-Trichloro-1,2,2-Trifluoroethane		20.0	20.4	ug/L	0.226	2.00	30	
1,1,2-Trichloroethane		20.0	21.1	ug/L	0.216	5.70	30	
1,2,4-Trichlorobenzene		20.0	21.0	ug/L	0.943	5.00	30	
1,2-Dibromo-3-Chloropropane		20.0	20.2	ug/L	0.0753	0.900	30	
1,2-Dibromoethane		20.0	21.2	ug/L	0.216	6.00	30	
1,2-Dichlorobenzene		20.0	20.7	ug/L	1.27	3.60	30	
1,2-Dichloroethane		20.0	20.0	ug/L	0.341	0.200	30	
cis-1,2-Dichloroethene		20.0	20.8	ug/L	0.253	3.80	30	
trans-1,2-Dichloroethene		20.0	20.6	ug/L	0.233	2.90	30	
1,3-Dichlorobenzene		20.0	20.9	ug/L	1.43	4.60	30	
1,4-Dichlorobenzene		20.0	20.2	ug/L	1.45	0.800	30	
2-Butanone		20.0	19.6	ug/L	0.0560	2.20	30	
2-Hexanone		20.0	18.4	ug/L	0.119	7.80	30	
4-Methyl-2-Pentanone		20.0	19.0	ug/L	0.0558	5.20	30	
Acetone		20.0	21.8	ug/L	0.0394	8.90	30	
Benzene		20.0	20.8	ug/L	0.934	4.00	30	
Bromodichloromethane		20.0	21.4	ug/L	0.315	7.10	30	
Bromomethane		20.0	18.9	ug/L	0.172	5.50	30	
Carbon Disulfide		20.0	20.8	ug/L	0.661	3.90	30	
Carbon Tetrachloride		20.0	20.8	ug/L	0.351	4.10	30	
Chloroethane		20.0	18.6	ug/L	0.168	6.80	30	
cis-1,3-Dichloropropene		20.0	21.5	ug/L	0.370	7.70	30	
Cyclohexane		20.0	21.1	ug/L	0.521	5.50	30	
Dibromochloromethane		20.0	21.5	ug/L	0.270	7.40	30	
Dichlorodifluoromethane		20.0	17.4	ug/L	0.279	13.0	30	
Isopropylbenzene		20.0	19.8	ug/L	1.42	1.20	30	
Methyl acetate		20.0	17.9	ug/L	0.111	10.4	30	
Methyl Tert Butyl Ether		20.0	21.2	ug/L	0.475	5.90	30	
Methylcyclohexane		20.0	21.4	ug/L	0.380	7.10	30	
Methylene Chloride		20.0	19.6	ug/L	0.212	1.80	30	

KEMRON FORMS - Modified 11/21/2006
Version 1.5 PDF File ID: 643682
Report generated 12/11/2006 13:50

KEMRON Environmental Services

ALTERNATE SOURCE CALIBRATION REPORT

00047118

Login Number: L0612141 Run Date: 11/28/2006 Sample ID: WG228336-11

Instrument ID: HPMS11 Run Time: 14:28 Method: 8260B

File ID: 11M38446 Analyst: CMS

ICal Workgroup: WG228336 Cal ID: HPMS11 - 28-NOV-06

Analyte		Expected	Found	Units	RF	%D	UCL	Q
Styrene		20.0	22.6	ug/L	1.04	12.8	30	
Tetrachloroethene		20.0	21.3	ug/L	0.281	6.70	30	
trans-1,3-Dichloropropene		20.0	19.4	ug/L	0.395	2.80	30	
Trichloroethene		20.0	21.5	ug/L	0.260	7.60	30	
Trichlorofluoromethane		20.0	18.0	ug/L	0.401	10.0	30	
Xylenes		60.0	64.9	ug/L	0.617	8.10	30	
o-Xylene		20.0	21.7	ug/L	0.606	8.30	30	
1,2-Dichloroethene		40.0	41.3	ug/L	0.243	3.40	30	
m-,p-Xylene		40.0	43.2	ug/L	0.627	8.00	30	

* Exceeds %D Limit

CCC Calibration Check Compounds
SPCC System Performance Check Compounds

KEMRON FORMS - Modified 11/21/2006
Version 1.5 PDF File ID: 643682
Report generated 12/11/2006 13:50

KEMRON Environmental Services

CONTINUING CALIBRATION VERIFICATION (CCV)

00047119

Login Number: L0612141 Run Date: 12/07/2006 Sample ID: WG228926-02
Instrument ID: HPMS10 Run Time: 09:04 Method: 8260B
File ID: 10M51326 Analyst: MES
Workgroup (AAB#): WG228927 Cal ID: HPMS10 - 13-NOV-06

Analyte		Expected	Found	UNITS	RF	%D	UCL	Q
1,1-Dichloroethene	CCC	50.0	48.2	ug/L	0.260	3.70	20	
1,2-Dichloropropane	CCC	50.0	51.0	ug/L	0.284	2.10	20	
Chloroform	CCC	50.0	54.6	ug/L	0.520	9.10	20	
Ethylbenzene	CCC	50.0	54.2	ug/L	0.490	8.40	20	
Toluene	CCC	50.0	52.1	ug/L	1.38	4.10	20	
Vinyl Chloride	CCC	50.0	57.7	ug/L	0.144	15.5	20	
1,1,2,2-Tetrachloroethane	SPCC	50.0	50.1	ug/L	0.337	0.200	40	
1,1-Dichloroethane	SPCC	50.0	52.7	ug/L	0.591	5.40	40	
Bromoform	SPCC	50.0	51.0	ug/L	0.167	2.00	40	
Chlorobenzene	SPCC	50.0	50.7	ug/L	0.963	1.30	40	
Chloromethane	SPCC	50.0	52.8	ug/L	0.189	5.60	40	
1,1,1-Trichloroethane		50.0	53.1	ug/L	0.524	6.10	40	
1,1,2-Trichloro-1,2,2-Trifluoroethane		50.0	46.1	ug/L	0.277	7.70	40	
1,1,2-Trichloroethane		50.0	51.3	ug/L	0.218	2.70	40	
1,2,4-Trichlorobenzene		50.0	47.6	ug/L	0.682	4.90	40	
1,2-Dibromo-3-Chloropropane		50.0	39.5	ug/L	0.0582	21.1	40	
1,2-Dibromoethane		50.0	51.6	ug/L	0.215	3.30	40	
1,2-Dichlorobenzene		50.0	50.2	ug/L	1.21	0.400	40	
1,2-Dichloroethane		50.0	55.6	ug/L	0.413	11.2	40	
cis-1,2-Dichloroethene		50.0	48.7	ug/L	0.296	2.60	40	
trans-1,2-Dichloroethene		50.0	50.2	ug/L	0.286	0.400	40	
1,3-Dichlorobenzene		50.0	51.7	ug/L	1.42	3.50	40	
1,4-Dichlorobenzene		50.0	50.1	ug/L	1.43	0.200	40	
2-Butanone		50.0	46.2	ug/L	0.0521	7.70	40	
2-Hexanone		50.0	51.2	ug/L	0.101	2.30	40	
4-Methyl-2-Pentanone		50.0	44.0	ug/L	0.0502	12.0	40	
Acetone		50.0	53.9	ug/L	0.0429	7.70	40	
Benzene		50.0	46.7	ug/L	0.964	6.60	40	
Bromodichloromethane		50.0	57.4	ug/L	0.343	14.8	40	
Bromomethane		50.0	42.4	ug/L	0.102	15.2	40	
Carbon Disulfide		50.0	51.2	ug/L	0.799	2.30	40	
Carbon Tetrachloride		50.0	57.7	ug/L	0.513	15.5	40	
Chloroethane		50.0	46.7	ug/L	0.128	6.70	40	
cis-1,3-Dichloropropene		50.0	54.1	ug/L	0.387	8.20	40	
Cyclohexane		50.0	52.8	ug/L	0.541	5.50	40	
Dibromochloromethane		50.0	52.2	ug/L	0.306	4.50	40	
Dichlorodifluoromethane		50.0	40.1	ug/L	0.294	19.7	40	
Isopropylbenzene		50.0	50.2	ug/L	1.43	0.500	40	
Methyl acetate		50.0	66.8	ug/L	0.142	33.6	40	
Methyl Tert Butyl Ether		50.0	46.6	ug/L	0.522	6.80	40	
Methylcyclohexane		50.0	50.4	ug/L	0.356	0.800	40	
Methylene Chloride		50.0	45.7	ug/L	0.248	8.60	40	

KEMRON FORMS - Modified 12/11/2006
Version 1.3 PDF File ID: 644645
Report generated 12/11/2006 13:50

KEMRON Environmental Services

CONTINUING CALIBRATION VERIFICATION (CCV)

00047120

Login Number: L0612141 Run Date: 12/07/2006 Sample ID: WG228926-02
Instrument ID: HPMS10 Run Time: 09:04 Method: 8260B
File ID: 10M51326 Analyst: MES
Workgroup (AAB#): WG228927 Cal ID: HPMS10 - 13-NOV-06

Analyte		Expected	Found	UNITS	RF	%D	UCL	Q
Styrene		50.0	47.9	ug/L	0.944	4.10	40	
Tetrachloroethene		50.0	54.0	ug/L	0.333	8.00	40	
trans-1,3-Dichloropropene		50.0	59.8	ug/L	0.457	19.5	40	
Trichloroethene		50.0	49.1	ug/L	0.303	1.80	40	
Trichlorofluoromethane		50.0	49.6	ug/L	0.586	0.800	40	
Xylenes		150	162	ug/L	0.581	7.90	40	
o-Xylene		50.0	53.3	ug/L	0.566	6.50	40	
m-,p-Xylene		100	109	ug/L	0.596	8.70	40	

* Exceeds %D Criteria

CCC Calibration Check Compounds
SPCC System Performance Check Compounds

KEMRON FORMS - Modified 12/11/2006
Version 1.3 PDF File ID: 644645
Report generated 12/11/2006 13:50

KEMRON Environmental Services

CONTINUING CALIBRATION VERIFICATION (CCV)

00047121

Login Number: L0612141 Run Date: 12/07/2006 Sample ID: WG228918-02
Instrument ID: HPMS11 Run Time: 08:01 Method: 8260B
File ID: 11M38633 Analyst: CMS
Workgroup (AAB#): WG228919 Cal ID: HPMS11 - 28-NOV-06

Analyte		Expected	Found	UNITS	RF	%D	UCL	Q
1,1-Dichloroethene	CCC	50.0	53.0	ug/L	0.214	5.90	20	
1,2-Dichloropropane	CCC	50.0	46.7	ug/L	0.236	6.60	20	
Chloroform	CCC	50.0	50.4	ug/L	0.434	0.900	20	
Ethylbenzene	CCC	50.0	50.4	ug/L	0.473	0.800	20	
Toluene	CCC	50.0	50.0	ug/L	1.28	0.100	20	
Vinyl Chloride	CCC	50.0	51.2	ug/L	0.192	2.30	20	
1,1,2,2-Tetrachloroethane	SPCC	50.0	42.5	ug/L	0.331	15.0	40	
1,1-Dichloroethane	SPCC	50.0	50.0	ug/L	0.486	0	40	
Bromoform	SPCC	50.0	42.8	ug/L	0.148	14.4	40	
Chlorobenzene	SPCC	50.0	47.3	ug/L	0.825	5.40	40	
Chloromethane	SPCC	50.0	49.9	ug/L	0.269	0.200	40	
1,1,1-Trichloroethane		50.0	54.7	ug/L	0.424	9.40	40	
1,1,2-Trichloro-1,2,2-Trifluoroethane		50.0	55.8	ug/L	0.248	11.7	40	
1,1,2-Trichloroethane		50.0	43.8	ug/L	0.179	12.3	40	
1,2,4-Trichlorobenzene		50.0	44.3	ug/L	0.796	11.4	40	
1,2-Dibromo-3-Chloropropane		50.0	38.1	ug/L	0.0584	23.7	40	
1,2-Dibromoethane		50.0	44.4	ug/L	0.181	11.3	40	
1,2-Dichlorobenzene		50.0	46.6	ug/L	1.14	6.80	40	
1,2-Dichloroethane		50.0	45.7	ug/L	0.311	8.60	40	
cis-1,2-Dichloroethene		50.0	51.3	ug/L	0.250	2.70	40	
trans-1,2-Dichloroethene		50.0	52.6	ug/L	0.239	5.20	40	
1,3-Dichlorobenzene		50.0	49.4	ug/L	1.35	1.20	40	
1,4-Dichlorobenzene		50.0	46.7	ug/L	1.35	6.60	40	
2-Butanone		50.0	48.0	ug/L	0.0550	4.00	40	
2-Hexanone		50.0	41.4	ug/L	0.106	17.2	40	
4-Methyl-2-Pentanone		50.0	41.9	ug/L	0.0493	16.3	40	
Acetone		50.0	55.2	ug/L	0.0400	10.4	40	
Benzene		50.0	49.7	ug/L	0.894	0.600	40	
Bromodichloromethane		50.0	49.9	ug/L	0.293	0.200	40	
Bromomethane		50.0	47.3	ug/L	0.172	5.50	40	
Carbon Disulfide		50.0	53.7	ug/L	0.684	7.50	40	
Carbon Tetrachloride		50.0	58.1	ug/L	0.392	16.2	40	
Chloroethane		50.0	53.7	ug/L	0.193	7.30	40	
cis-1,3-Dichloropropene		50.0	48.3	ug/L	0.332	3.30	40	
Cyclohexane		50.0	52.5	ug/L	0.518	5.00	40	
Dibromochloromethane		50.0	48.5	ug/L	0.244	3.00	40	
Dichlorodifluoromethane		50.0	57.0	ug/L	0.365	13.9	40	
Isopropylbenzene		50.0	53.0	ug/L	1.52	5.90	40	
Methyl acetate		50.0	49.9	ug/L	0.124	0.200	40	
Methyl Tert Butyl Ether		50.0	45.3	ug/L	0.406	9.50	40	
Methylcyclohexane		50.0	53.3	ug/L	0.378	6.60	40	
Methylene Chloride		50.0	47.9	ug/L	0.206	4.30	40	

KEMRON FORMS - Modified 12/11/2006
Version 1.3 PDF File ID: 644645
Report generated 12/11/2006 13:50

KEMRON Environmental Services

CONTINUING CALIBRATION VERIFICATION (CCV)

00047122

Login Number: L0612141 Run Date: 12/07/2006 Sample ID: WG228918-02
Instrument ID: HPMS11 Run Time: 08:01 Method: 8260B
File ID: 11M38633 Analyst: CMS
Workgroup (AAB#): WG228919 Cal ID: HPMS11 - 28-NOV-06

Analyte		Expected	Found	UNITS	RF	%D	UCL	Q
Styrene		50.0	52.6	ug/L	0.971	5.30	40	
Tetrachloroethene		50.0	52.2	ug/L	0.275	4.40	40	
trans-1,3-Dichloropropene		50.0	46.2	ug/L	0.375	7.70	40	
Trichloroethene		50.0	51.4	ug/L	0.248	2.80	40	
Trichlorofluoromethane		50.0	57.1	ug/L	0.508	14.1	40	
Xylenes		150	153	ug/L	0.584	2.30	40	
o-Xylene		50.0	51.3	ug/L	0.574	2.50	40	
m-,p-Xylene		100	102	ug/L	0.594	2.20	40	

* Exceeds %D Criteria

CCC Calibration Check Compounds
SPCC System Performance Check Compounds

KEMRON FORMS - Modified 12/11/2006
Version 1.3 PDF File ID: 644645
Report generated 12/11/2006 13:50

KEMRON ENVIRONMENTAL SERVICES
INTERNAL STANDARD AREA SUMMARY
(COMPARED TO CCV)

00047123

Login Number: L0612141
Instrument ID: HPMS11
Workgroup (AAB#): WG228919

CCV Number: WG228918-02
CAL ID: HPMS11-28-NOV-06
Matrix: WATER

Sample Number	Dilution	Tag	IS-1	IS-2	IS-3
WG228918-02	NA	NA	388919	712478	940454
Upper Limit	NA	NA	777838	1424956	1880908
Lower Limit	NA	NA	194460	356239	470227
L0612141-01	1.00	01	345070	633699	823885
WG228919-01	1.00	01	348018	639758	841336
WG228919-02	1.00	01	360121	650790	835071
WG228919-03	1.00	01	363229	655583	850279

IS-1 - 1,4-Dichlorobenzene-d4
IS-2 - Chlorobenzene-d5
IS-3 - Fluorobenzene

Underline = Response outside limits

KEMRON FORMS - Modified 04/18/2006
Version 1.3 PDF File ID: 644646
Report generated 12/11/2006 13:50

KEMRON ENVIRONMENTAL SERVICES
INTERNAL STANDARD AREA SUMMARY
(COMPARED TO CCV)

00047124

Login Number: L0612141
Instrument ID: HPMS10
Workgroup (AAB#): WG228927

CCV Number: WG228926-02
CAL ID: HPMS10-13-NOV-06
Matrix: WATER

Sample Number	Dilution	Tag	IS-1	IS-2	IS-3
WG228926-02	NA	NA	404423	732640	972163
Upper Limit	NA	NA	808846	1465280	1944326
Lower Limit	NA	NA	202212	366320	486082
L0612141-02	1.00	01	395758	740373	1001371
WG228927-01	1.00	01	338904	648708	870382
WG228927-02	1.00	01	378865	686216	891392

IS-1 - 1,4-Dichlorobenzene-d4
IS-2 - Chlorobenzene-d5
IS-3 - Fluorobenzene

Underline = Response outside limits

KEMRON FORMS - Modified 04/18/2006
Version 1.3 PDF File ID: 644646
Report generated 12/11/2006 13:50

KEMRON ENVIRONMENTAL SERVICES
INTERNAL STANDARD RETENTION TIME SUMMARY
(COMPARED TO CCV)

00047125

Login Number:L0612141
Instrument ID:HPMS11
Workgroup (AAB#):WG228919

CCV Number:WG228918-02
CAL ID: HPMS11-28-NOV-06
Matrix:WATER

Sample Number	Dilution	Tag	IS-1	IS-2	IS-3
WG228918-02	NA	NA	16.46	13.66	10.04
Upper Limit	NA	NA	16.96	14.16	10.54
Lower Limit	NA	NA	15.96	13.16	9.54
L0612141-01	1.00	01	16.456	13.654	10.03
WG228919-01	1.00	01	16.456	13.659	10.035
WG228919-02	1.00	01	16.461	13.659	10.035
WG228919-03	1.00	01	16.456	13.659	10.036

IS-1 - 1,4-Dichlorobenzene-d4
IS-2 - Chlorobenzene-d5
IS-3 - Fluorobenzene

Underline = Response outside limits

KEMRON FORMS - Modified 04/18/2006
Version 1.3 PDF File ID: 644648
Report generated 12/11/2006 13:51

KEMRON ENVIRONMENTAL SERVICES
INTERNAL STANDARD RETENTION TIME SUMMARY
(COMPARED TO CCV)

00047126

Login Number:L0612141
Instrument ID:HPMS10
Workgroup (AAB#):WG228927

CCV Number:WG228926-02
CAL ID: HPMS10-13-NOV-06
Matrix:WATER

Sample Number	Dilution	Tag	IS-1	IS-2	IS-3
WG228926-02	NA	NA	15.18	12.21	8.37
Upper Limit	NA	NA	15.68	12.71	8.87
Lower Limit	NA	NA	14.68	11.71	7.87
L0612141-02	1.00	01	15.18	12.21	8.37
WG228927-01	1.00	01	15.18	12.21	8.37
WG228927-02	1.00	01	15.18	12.21	8.37

IS-1 - 1,4-Dichlorobenzene-d4
IS-2 - Chlorobenzene-d5
IS-3 - Fluorobenzene

Underline = Response outside limits

KEMRON FORMS - Modified 04/18/2006
Version 1.3 PDF File ID: 644648
Report generated 12/11/2006 13:51

B 5876 00047127

Change due date to Dec 7, 2006

Shaw® Shaw Environmental, Inc.

3010 Briarpark Drive, Suite 4N
Houston, TX 77042 (713) 996-4400

CHAIN-OF-CUSTODY

No. 10018

Laboratory Name: Kemron
Address: 156 Starlite Dr. Marietta, Ohio
Contact: Ms. Stephanie Mossburg

Project Name: Longhorn Army Ammunition Plant
Project Location: Karnack, Texas
Project No.: 845714.04824500
Project Contact: Allen Willmore
Project Telephone No.: (713) 247-9292
Point of contact: Stephanie Mossburg
Telephone No.: ~~713~~ (740) 373-4835
Project Manager/Supervisor: Praveen Srivastav

Item No.	Sample Number	Date	Time	Comp	Grab	Matrix	Sample Description, Location	Number of Containers	VOCs 8260							Remarks
1	35BTW01	12/6/06	15:00		✓	W	35BTW01	3	X							
2																
3																
4																
5																
6																
7																
8																
9																
10																

Analysis and Method Desired (Indicate separate containers)

Transfers Relinquished By (Signature)	Date/Time	Transfers Accepted By (Signature)	Date/Time
[signature]	12/6/06 17:00	Jennifer Southall	12/7/06 0930
		Laboratory	

Special Instructions: C/C sealed pkg intact JS
Please run as soon as possible
- Thanks

FedEx Airbill No.:

Sampler's Signature: [signature]

TAT: ____ Standard ____ Rush Due: ____ Seals Intact? ✓ Y ____ N Received Good Condition ✓ Y ____ N ✓ Cold

White - Lab Copy Canary - Field Copy Pink - File Copy

SAMPLE RECEIPT FORM

00047128

156 STARLITE DRIVE
MARIETTA, OH
45750
(740) 373-4071

Date: 12/7/06 Client: SHAW - Tx

Shipped By: ( ) Fed-Ex (✓) UPS ( ) DHL ( ) KEMRON ( ) Client ( ) Other

Opened By: JKT 0930

Logged By: JDD Login # L06 12-141

IR Temp Gun: ( ) D (✓) G

COOLER INFORMATION

Number	Cooler ID	Temp °C	Airbill#	COC#	Other
1	Bucket	0	J188583297	10018	
2					
3					
4					
5					
6					

Were all coolers sealed?	Y	N	N/A
Were custody seals used on all coolers?	Y	N	N/A
Were custody seals intact?	Y	N	N/A
Was visible ice present?	Y	N	N/A
Were all coolers in the temperature range of 2-6C? (>6C*)	Y	N	N/A
Were the samples frozen?*	Y	N	N/A
Were COC papers provided?	Y	N	N/A
Were all sample containers intact?*	Y	N	N/A
Were all sample labels intact?	Y	N	N/A
Were all sample labels legible?*	Y	N	N/A
Did all sample labels match the COC?*	Y	N	N/A
Was the label information complete?*	Y	N	N/A
Were the correct containers used?*	Y	N	N/A
Were the correct preservatives added to water samples?*	Y	N	N/A
Was the pH tested on preserved water samples?	Y	N	N/A
Were pH ranges acceptable?*	Y	N	N/A
Was sufficient amount of sample provided?*	Y	N	N/A
Were bubbles present in VOA samples?*	Y	N	N/A
Were COC's signed and dated?	Y	N	N/A
Did samples arrive before hold time expired?*	Y	N	N/A
Are discrepancy forms attached?	Y	N	N/A

**Requires a discrepancy form*

CRF #1
Revised 8/22/03

Comments:

KEMRON Environmental Services
Internal Chain of Custody Report

00047129

Login: L0612141
Account: 2773
Project: 2773.025
Samples: 2
Due Date: 08-DEC-2006

Samplenum	Container ID	Products
L0612141-02	302929	826-SPE

Bottle: 1

Seq.	Purpose	From	To	Date/Time	Accept	Relinquish
1	LOGIN			07-DEC-2006 09:46	JS	
2	ANALYZ	V1	ORG4	07-DEC-2006 09:49	CMS	JKT

Bottle: 2

Seq.	Purpose	From	To	Date/Time	Accept	Relinquish
1	LOGIN			07-DEC-2006 09:46	JS	
2	ANALYZ	V1	ORG4	07-DEC-2006 09:49	CMS	JKT

Samplenum	Container ID	Products
L0612141-01	302928	826-SPE

Bottle: 1

Seq.	Purpose	From	To	Date/Time	Accept	Relinquish
1	LOGIN			07-DEC-2006 09:46	JS	
2	ANALYZ	V1	ORG4	07-DEC-2006 09:49	CMS	JKT

Bottle: 2

Seq.	Purpose	From	To	Date/Time	Accept	Relinquish
1	LOGIN			07-DEC-2006 09:46	JS	
2	ANALYZ	V1	ORG4	07-DEC-2006 09:49	CMS	JKT

Bottle: 3

Seq.	Purpose	From	To	Date/Time	Accept	Relinquish
1	LOGIN			07-DEC-2006 09:46	JS	
2	ANALYZ	V1	ORG4	07-DEC-2006 09:49	CMS	JKT

ANALYSIS: VOLATILE MATRIX: LIQUID X
EPA METHOD: _8260B_____ SOIL/SOLID_____ TCLP_____
BY GC/MS: LIQUID_____ Hold times met?_____

REQUIREMENTS		Y	N	NA
Method Blank	Every Batch or 20 Samples	✓		
	All Compounds < MDL		✓	
Trip Blank or Equipment Samples	Any contaminants detected?			✓
Matrix Spike % Recovery Value	Within those set by Lab			✓
Matrix Spike Dup % Recovery Value	Within those set by Lab			✓
MS / MSD RPD	< Lab QC Limits			✓
% LCS Recovery Value	Within those set by Lab	✓		
% LCSD Recovery Value	Within those set by Lab	✓		
LCS /LCSD RPD	< Lab QC Limits	✓		
% Surrogate Recovery Limits	Within those set by Lab	✓		
Field Duplicate Evaluation	RPD <35% or difference < 2 SQL for water			✓
	RPD <50% of difference < 3.5 SQL for soil			✓

If "NO," list all samples below:

Blank Information

Blank Type	Blank ID	Prep Batch	Date	Contaminant Found	Concentration (Specify Units)	Associated Samples
method blank		WG230113		methylene chloride	0.288ug/L	Six is ND

Matrix Spike / Matrix Spike Duplicate Results and Field Duplicate

Sample Type	Sample ID	Analyte	MS Recovery	MSD Recovery	Result - 1	Result - 2	RPD%

Any runs with one (1) or more recoveries outside limits?

Run Date	Surrogate Compound	Analyte	Original % Recovery	Re-Run Recovery	Comments

Laboratory Control Sample

Sample Type	Sample ID	Compound	LCS %	LCSD %	RPD%

TIER 2 DATA REVIEW –VOLATILE ANALYSIS

ANALYSIS: VOLATILE ANALYSIS
EPA METHOD: 8260B
BY: GC/MS

MATRIX: LIQUID X
SOLID/SOIL_____ TCLP_____

REQUIREMENT		Y	N	NA
Tune Calibration Check	BFB Every 12 Hours	✓		
Initial Calibration Check	% RSD <OR = 30%	✓		
Continuing Calibration Check	% DIFF <OR = 25%	✓		
SPCC Compounds **(Chlorobenzene/1, 1, 2, 2-TCA)**	**RF** = OR > 0.30	✓		
Bromoform, 1, 1-Dichlorooethane, Chloromethane	**RF** = OR > 0.10	✓		
Any CCAL Mean	RF = OR > 0.05	✓		
All sample/blank internal standard areas	Within those set by Lab	✓		
All sample/blank internal standard retention times	Within 30 sec. of Standard IS RT	✓		

If "NO," List all samples below

Tune Calibration

BFB Run		GC/MS ID	Prep Batch	Associated Samples
Date	Time			

Initial Calibration

Calibration		GC/MS ID	Matrix	Mean RRF	% RSD	Compound	Associated Samples
Date	Time						

Continuing Calibration

Calibration		GC/MS ID	Matrix	Mean RRF	% RSD	Compound	Associated Samples
Date	Time						

Internal Standard Performance

Sample Number	Internal Standard Area/RT	Limits	Comments

TIER 1 DATA REVIEW – ORGANIC ANALYSIS

ANALYSIS: Dissolved gases
MATRIX: LIQUID X
EPA METHOD: RSK 175
SOLID/SOIL _____ TCLP _____
BY: GC OR HPLC
HOLD TIMES MET? Yes

REQUIREMENTS		Y	N	NA
Method Blank	Every Batch or 20 Samples	✓		
	All Compounds <MDL		✓	
Matrix Spike % Recovery Values	Within those set by Lab			✓
Matrix Spike Dup % Recovery Values	Within those set by Lab			✓
MS/MSD RPD	<Lab QC Limits			✓
% LCS Recovery Value	Within those set by Lab	✓		
% LCSD Recovery Values	Within those set by Lab	✓		
LCS/LCSD RPD	<Lab QC Limits	✓		
% Surrogate Recovery Limits	Within those set by Lab			✓
Field Duplicate Evaluation	RPD < 35% or difference < 2 SQL for water			✓
	RPD < 50% or difference < 3.5 SQL for soil			✓

If "NO," List all samples below:

Blank Information

Run Date	Run Time	Date Extracted	Blank ID	Compound	Conc. Units	Associated Samples
method blank				methane	0.577 ug/L	5x = 2.885
B Qualify	methane	samples	01	code	06 A	

2, 3, 4 - sr conc >5x method blank, no quals

Matrix Spike / Matrix Spike Duplicate Results and Field Duplicate

Sample Type	Sample ID	Analyte	MS Recovery	MSD Recovery	Result - 1	Result - 2	RPD %

Any runs with one (1) or more recoveries outside limits for each fraction?

Run Date	Surrogate Compound	Analyte	Original % Recovery	Re-Run Recovery	Comments

Laboratory Control Sample

Sample Type	Sample ID	Compound	LCS %	LCSD %	Comments

ICAL and CCAL w/in QC limits

TIER 1 DATA REVIEW – CONVENTIONAL ANALYSIS

ANALYSIS: Anions-300.0 MATRIX: LIQUID X

METHOD: TOC & TIC - 415.1 SOLID/SOIL____

BY: _____ hold times missed for NO_2 / NO_3 as ok received at lab after hold time. Qualified J/UJ only for detects.

REQUIREMENTS		Y	N	NA
Method Blank	Every Batch or 20 Samples	✓		
	All Compounds <MDL	✓		
Matrix Spike Recovery Values	75-125% Anions		✓	
Matrix Spike Duplicate Recovery Values	75-125%		✓	
LCS Recovery Values	80-120%	✓		
LCSD Recovery Values	80-120% TOC	✓		
LCS / LCSD RPD	<20%	✓		
PRECISION (QC Sample Field Sample or Field Sample/QC Sample)	RPD < 35% or difference < 2 SQL for water			✓
	RPD < 50% or difference < 3.5 SQL for soil			✓

If "NO," List all samples below:

Blank Type	Run Date	Run Time	Date Prepped	Blank ID	Compound	Concentration (units)	Associated Samples

Matrix Spike / Matrix Spike Duplicate Results and Field Duplicate

Sample Type	Sample ID	Analyte	MS Recovery	MSD Recovery	Result -1	Result - 2	RPD%
Water		Cl	46.8	41.2	90-110	Sx conc > 4X spike	

Laboratory Control Sample Analysis

File Name	Analysis Type / Element	Instrument ID	Recovery %

Initial and continuing calibrations and blanks w/in QC limits

156 Starlite Drive, Marietta, OH 45750 • TEL 740-373-4071 • FAX 740-373-4835 • http://www.kemron.com

Laboratory Report Number: L0612432

Please find enclosed the analytical results for the samples you submitted to KEMRON Environmental Services.

Review and compilation of your report was completed by KEMRON's Sales and Service Team. If you have questions, comments or require further assistance regarding this report, please contact your team member noted in the reviewed box bleow at 800-373-4071. Team member e-mail addresses also appear here for your convenience.

Debra Elliott - Team Leader
delliott@kemron-lab.com

Cheryl Koelsch - Team Chemist/Data Specialist
ckoelsch@kemron-lab.com

Stephanie Mossburg - Team Chemist/Data Specialist
smossburg@kemron-lab.com

Kathy Albertson - Team Chemist/Data Specialist
kalbertson@kemron-lab.com

Amanda Fickiesen - Client Services Specialist
afickiesen@kemron-lab.com

Annie Bock - Client Services Specialist
abock@kemron-lab.com

Katie Barnes - Team Assistant
kbarnes@kemron-lab.com

Cara Strickler - Team Assistant
cstrickler@kemron-lab.com

This report was reviewed on December 28, 2006.

Stephanie Mossburg

STEPHANIE MOSSBURG - Team Chemist/Data Specialist

I certify that all test results meet all of the requirements of the NELAP standards and other applicable contract terms and conditions. All results for soil samples are reported on a 'dry-weight' basis unless specified otherwise. Analytical results for water and wastes are reported on a 'as received' basis unless specified otherwise. A statement of uncertainty for each analysis is available upon request. This laboratory report shall not be reproduced, except in full, without the written approval of KEMRON Environmental Services.

This report was certified on December 28, 2006.

David E. Vandenberg

David Vandenberg - Vice President

FL DOH NELAP ID: E8755
This report contains a total of 145 pages.

Protecting Our Environmental Future

KEMRON ENVIRONMENTAL SERVICES
REPORT NARRATIVE

KEMRON Login No.: L0612432

CHAIN OF CUSTODY: The chain of custody number was 10484.

SHIPMENT CONDITIONS: The chain of custody forms were received sealed in a cooler. The cooler temperature was 0 degrees C.

SAMPLE MANAGEMENT: All samples received were intact.

I certify that this data package is in compliance with the terms and conditions agreed to by the client and KEMRON Environmental Services, both technically and for completeness, except for the conditions noted above. Release of the data contained in this hardcopy data package has been authorized by the Laboratory Manager or designated person, as verified by the following signature.

Approved: 19-DEC-06

Stephanie Moosburg

Laboratory Data Package Cover Page

00047136

This data Package consists of:

This signature page, the laboratory review checklists, and the following reportable data:

✓R1 Field chain-of-custody documentation;

✓R2 sample identification cross-reference;

R3 Test reports (analytical data sheets) for each enviornmental sample that includes:

a) Items consistant with NELAC 5.13 or ISO/IEC 17025 Section 5.10
b) dilution factors,
c) preparation methods,
d) Cleanup methods, and
e) If required for the project, tentatively identified compounds (TICs)

✓R4 Surrogate recovery data including:

a) Calculated recovery (%R) for each analyte, and
b) The laboratory's surrogate QC limits.

✓R5 Test reports/summary forms for blank samples;

✓R6 Test reports/summary forms for laboratory control samples (LCSs) including:

a) LCS spiking amount,
b) Calculated %R for each analyte, and
c) The laboratory"s LCS QC limits.

✓R7 Test reports for project matrix spike/matrix spike duplicates (MS/MSDs) including:

a) Samples associated with the MS/MSD clearly identified,
b) MS/MSD spiking amounts,
c) Concentration of each MS/MSD analyte measured in the parent and spiked samples,
d) Calculated %R and relative percent differences (RPDs), and
e) The laboratory's MS/MSD QC limits

✓R8 Laboratory analytical duplicate (if applicable) revocery and precision:

a) the amount of analyte measured in the duplicate,
b) the calculated RPD, and
c) the laboratory's QC limits for anlytical duplicates.

✓R9 List of method quantitation limits (MQLs) for each analyte for each method and matrix;

✓R10 Other problems or anomalies.

✓The exception Report for every "No" or "Not Reviewed (NR)" item IN laboratory review checklist.

Release statement: I am responsible for the release of this laboratory data package. This data package has been reviewed by the laboratory and is complete and technically compliant with the requirements of the methods used, except where noted by the laboratory in the attached exceptions reports. By my signature below, I affirm to the best of my knowledge, all problems/anomalies, observed by the laboratory as having the potential to affect the quality of the data, have been identified by the laboratoy in the Laboratory Review Checklist, and no information or data have been knowingly withheld that would affect the quality of the data.

Check, if applicable: [✓] This laboratory is an in-house laboratory controlled by the person repsonding to rule. The official signing the cover page of the rule-required report (for example, the APAR) in which these data are used is responsible for releasing this data package and is by signature affirming the above release statement is true.

MIKE D. ALBERTSON		Volatiles Lab Supervisor	December 27, 2006
Name (Printed)	Signature	Official Title (printed)	DATE

RG-366/TRRP-13 December 2002 A1

KEMRON Environmental Services
Laboratory Review Checklist

Laboratory Name:	KEMRON
Laboratory Log Number:	L0612432
Project Name:	798-LONGHORN
Method:	GC
Prep Batch Number(s):	WG229899
Reviewer Name:	MIKE D. ALBERTSON
LRC Date:	December 27, 2006

Description	Yes	No	NA(1)	NR(2)	ER(3)
Chain-Of-Custody (C-O-C)					
Did samples meet the laboratory's standard conditions of sample acceptability upon receipt?	✓				
Were all departures from standard conditions described in an exception report?	✓				
Sample and quality control (QC) identification					
Are all field sample ID numbers cross-referenced to the laboratory ID numbers?	✓				
Are all laboratory ID numbers cross-referenced to the corresponding QC data?	✓				
Test reports					
Were all samples prepared and analyzed within holding times?	✓				
Other than those results <MQL, were all other raw values bracketed by calibration standards?	✓				
Were calculations checked by a peer or supervisor?	✓				
Were all analyte identifications checked by a peer or supervisor?	✓				
Were sample quantitation limits reported for all analytes not detected?	✓				
Were all results for soil and sediment samples reported on a dry weight basis?			✓		
Were % moisture (or solids) reported for all soil and sediment samples?			✓		
If required for the project, TICs reported?			✓		
Surrogate recovery data					
Were surrogates added prior to extraction?			✓		
Were surrogate percent recoveries in all samples within the laboratory QC limits?			✓		
Test reports/summary forms for blank samples					
Were appropriate type(s) of blanks analyzed?	✓				
Were blanks analyzed at the appropriate frequency?	✓				
Were method blanks taken through the entire analytical process, including preparation and, if applicable, cleanup procedures?	✓				
Were blank concentrations <MQL?		✓			1
Laboratory control samples (LCS):					
Were all COCs included in the LCS?	✓				
Was each LCS taken through the entire analytical procedure, including prep and cleanup steps?	✓				
Were LCSs analyzed at the required frequency?	✓				
Were LCS (and LCSD, if applicable) %Rs within the laboratory QC limits?	✓				
Does the detectability data document the laboratorys capability to detect the COCs at the MDL used to calculate the SQLs?	✓				
Was the LCSD RPD within QC limits?	✓				
Matrix spike (MS) and matrix spike duplicate (MSD) data					
Were the project/method specified analytes included in the MS and MSD?			✓		
Were MS/MSD analyzed at the appropriate frequency?			✓		
Were MS (and MSD, if applicable) %Rs within the laboratory QC limits?			✓		

Description	Yes	No	NA(1)	NR(2)	ER(3)
Were MS/MSD RPDs within laboratory QC limits?	00047138		✓		
Analytical duplicate data					
Were appropriate analytical duplicates analyzed for each matrix?			✓		
Were analytical duplicates analyzed at the appropriate frequency?			✓		
Were RPDs or relative standard deviations within the laboratory QC limits?			✓		
Method quantitation limits (MQLs):					
Are the MQLs for each method analyte included in the laboratory data package?	✓				
Do the MQLs correspond to the concentration of the lowest non-zero calibration standard?	✓				
Are unadjusted MQLs included in the laboratory data package?	✓				
Other problems/anomalies					
Are all known problems/anomalies/special conditions noted in this LRC and ER?	✓				
Were all necessary corrective actions performed for the reported data?	✓				
Was applicable and available technology used to lower the SQL minimize the matrix interference affects on the sample results?	✓				
ICAL					
Were response factors and/or relative response factors for each analyte within QC limits?	✓				
Were percent RSDs or correlation coefficient criteria met?	✓				
Was the number of standards recommended in the method used for all analytes?	✓				
Were all points generated between the lowest and highest standard used to calculate the curve?	✓				
Are ICAL data available for all instruments used?	✓				
Has the initial calibration curve been verified using an appropriate second source standard?	✓				
Initial and continuing calibration verification (ICV and CCV) and continuing calibration blank (CCB):					
Was the CCV analyzed at the method-required frequency?	✓				
Were percent differences for each analyte within the method-required QC limits?	✓				
Was the ICAL curve verified for each analyte?	✓				
Was the absolute value of the analyte concentration in the inorganic CCB <MDL?			✓		
Mass spectral tuning:					
Was the appropriate compound for the method used for tuning?			✓		
Were ion abundance data within the method-required QC limits?			✓		
Internal standards (IS):					
Were IS area counts and retention times within the method-required QC limits?			✓		
Raw data (NELAC section 1 appendix A glossary, and section 5.12 or ISO/IEC 17025 section 4.12.2)					
Were the raw data (for example, chromatograms, spectral data) reviewed by an analyst?	✓				
Were data associated with manual integrations flagged on the raw data?	✓				
Dual column confirmation					
Did dual column confirmation results meet the method-required QC?			✓		
Tentatively identified compounds (TICs):					
If TICs were requested, were the mass spectra and TIC data subject to appropriate checks?			✓		
Interference Check Sample (ICS) results:					
Were percent recoveries within method QC limits?			✓		
Serial dilutions, post digestion spikes, and method of standard additions					
Were percent differences, recoveries, and the linearity within the QC limits specified in the method?			✓		
Method detection limit (MDL) studies					
Was a MDL study performed for each reported analyte?	✓				
Is the MDL either adjusted or supported by the analysis of DCSs?	✓				
Proficiency test reports:					
Was the laboratory's performance acceptable on the applicable proficiency tests or evaluation studies?	✓				

Description	Yes	No	NA(1)	NR(2)	ER(3)
Standards documentation	00047139				
Are all standards used in the analyses NIST-traceable or obtained from other appropriate sources?	✓				
Compound/analyte identification procedures					
Are the procedures for compound/analyte identification documented?	✓				
Demonstration of analyst competency (DOC)					
Was DOC conducted consistent with NELAC Chapter 5C or ISO/IEC 4?	✓				
Is documentation of the analyst's competency up-to-date and on file?	✓				
Verification/validation documentation for methods (NELAC Chap 5 or ISO/IEC 17025 Section 5)					
Are all the methods used to generate the data documented, verified, and validated, where applicable?	✓				
Laboratory standard operating procedures (SOPs):					
Are laboratory SOPs current and on file for each method performed?	✓				

EXCEPTIONS REPORT

ER# - Description

1) Methane detected in the method blank above the PQL.

Footnotes:

(1) NA = Not applicable to method or project

(2) NR = Not reviewed

(3) ER# = Exception report number

Laboratory Data Package Cover Page

00047140

This data Package consists of:

This signature page, the laboratory review checklists, and the following reportable data:

✓R1 Field chain-of-custody documentation;

✓R2 sample identification cross-reference;

R3 Test reports (analytical data sheets) for each enviornmental sample that includes:

a) Items consistant with NELAC 5.13 or ISO/IEC 17025 Section 5.10
b) dilution factors,
c) preparation methods,
d) Cleanup methods, and
e) If required for the project, tentatively identified compounds (TICs)

✓R4 Surrogate recovery data including:

a) Calculated recovery (%R) for each analyte, and
b) The laboratory's surrogate QC limits.

✓R5 Test reports/summary forms for blank samples;

✓R6 Test reports/summary forms for laboratory control samples (LCSs) including:

a) LCS spiking amount,
b) Calculated %R for each analyte, and
c) The laboratory"s LCS QC limits.

✓R7 Test reports for project matrix spike/matrix spike duplicates (MS/MSDs) including:

a) Samples associated with the MS/MSD clearly identified,
b) MS/MSD spiking amounts,
c) Concentration of each MS/MSD analyte measured in the parent and spiked samples,
d) Calculated %R and relative percent differences (RPDs), and
e) The laboratory's MS/MSD QC limits

✓R8 Laboratory analytical duplicate (if applicable) revocery and precision:

a) the amount of analyte measured in the duplicate,
b) the calculated RPD, and
c) the laboratory's QC limits for anlytical duplicates.

✓R9 List of method quantitation limits (MQLs) for each analyte for each method and matrix;

✓R10 Other problems or anomalies.

✓The exception Report for every "No" or "Not Reviewed (NR)" item IN laboratory review checklist.

Release statement: I am responsible for the release of this laboratory data package. This data package has been reviewed by the laboratory and is complete and technically compliant with the requirements of the methods used, except where noted by the laboratory in the attached exceptions reports. By my signature below, I affirm to the best of my knowledge, all problems/anomalies, observed by the laboratory as having the potential to affect the quality of the data, have been identified by the laboratoy in the Laboratory Review Checklist, and no information or data have been knowingly withheld that would affect the quality of the data.

Check, if applicable: [✓] This laboratory is an in-house laboratory controlled by the person repsonding to rule. The official signing the cover page of the rule-required report (for example, the APAR) in which these data are used is responsible for releasing this data package and is by signature affirming the above release statement is true.

MIKE D. ALBERTSON		Volatiles Lab Supervisor	December 28, 2006
Name (Printed)	Signature	Official Title (printed)	DATE

RG-366/TRRP-13 December 2002 A1

KEMRON Environmental Services
Laboratory Review Checklist

Laboratory Name:	KEMRON
Laboratory Log Number:	L0612432
Project Name:	798-LONGHORN
Method:	8260B
Prep Batch Number(s):	230113, 230117
Reviewer Name:	MIKE D. ALBERTSON
LRC Date:	December 28, 2006

Description	Yes	No	NA(1)	NR(2)	ER(3)
Chain-Of-Custody (C-O-C)					
Did samples meet the laboratory's standard conditions of sample acceptability upon receipt?	✓				
Were all departures from standard conditions described in an exception report?	✓				
Sample and quality control (QC) identification					
Are all field sample ID numbers cross-referenced to the laboratory ID numbers?	✓				
Are all laboratory ID numbers cross-referenced to the corresponding QC data?	✓				
Test reports					
Were all samples prepared and analyzed within holding times?	✓				
Other than those results <MQL, were all other raw values bracketed by calibration standards?	✓				
Were calculations checked by a peer or supervisor?	✓				
Were all analyte identifications checked by a peer or supervisor?	✓				
Were sample quantitation limits reported for all analytes not detected?	✓				
Were all results for soil and sediment samples reported on a dry weight basis?	✓				
Were % moisture (or solids) reported for all soil and sediment samples?	✓				
If required for the project, TICs reported?			✓		
Surrogate recovery data					
Were surrogates added prior to extraction?	✓				
Were surrogate percent recoveries in all samples within the laboratory QC limits?	✓				
Test reports/summary forms for blank samples					
Were appropriate type(s) of blanks analyzed?	✓				
Were blanks analyzed at the appropriate frequency?	✓				
Were method blanks taken through the entire analytical process, including preparation and, if applicable, cleanup procedures?	✓				
Were blank concentrations <MQL?	✓				
Laboratory control samples (LCS):					
Were all COCs included in the LCS?	✓				
Was each LCS taken through the entire analytical procedure, including prep and cleanup steps?	✓				
Were LCSs analyzed at the required frequency?	✓				
Were LCS (and LCSD, if applicable) %Rs within the laboratory QC limits?	✓				
Does the detectability data document the laboratorys capability to detect the COCs at the MDL used to calculate the SQLs?	✓				
Was the LCSD RPD within QC limits?	✓				
Matrix spike (MS) and matrix spike duplicate (MSD) data					
Were the project/method specified analytes included in the MS and MSD?			✓		
Were MS/MSD analyzed at the appropriate frequency?			✓		
Were MS (and MSD, if applicable) %Rs within the laboratory QC limits?			✓		

Description	Yes	No	NA(1)	NR(2)	ER(3)
Were MS/MSD RPDs within laboratory QC limits?	00047142		✓		
Analytical duplicate data					
Were appropriate analytical duplicates analyzed for each matrix?			✓		
Were analytical duplicates analyzed at the appropriate frequency?			✓		
Were RPDs or relative standard deviations within the laboratory QC limits?			✓		
Method quantitation limits (MQLs):					
Are the MQLs for each method analyte included in the laboratory data package?	✓				
Do the MQLs correspond to the concentration of the lowest non-zero calibration standard?	✓				
Are unadjusted MQLs included in the laboratory data package?	✓				
Other problems/anomalies					
Are all known problems/anomalies/special conditions noted in this LRC and ER?	✓				
Were all necessary corrective actions performed for the reported data?	✓				
Was applicable and available technology used to lower the SQL minimize the matrix interference affects on the sample results?	✓				
ICAL					
Were response factors and/or relative response factors for each analyte within QC limits?	✓				
Were percent RSDs or correlation coefficient criteria met?	✓				
Was the number of standards recommended in the method used for all analytes?	✓				
Were all points generated between the lowest and highest standard used to calculate the curve?	✓				
Are ICAL data available for all instruments used?	✓				
Has the initial calibration curve been verified using an appropriate second source standard?	✓				
Initial and continuing calibration verification (ICV and CCV) and continuing calibration blank (CCB):					
Was the CCV analyzed at the method-required frequency?	✓				
Were percent differences for each analyte within the method-required QC limits?	✓				
Was the ICAL curve verified for each analyte?		✓			1
Was the absolute value of the analyte concentration in the inorganic CCB <MDL?			✓		
Mass spectral tuning:					
Was the appropriate compound for the method used for tuning?	✓				
Were ion abundance data within the method-required QC limits?	✓				
Internal standards (IS):					
Were IS area counts and retention times within the method-required QC limits?	✓				
Raw data (NELAC section 1 appendix A glossary, and section 5.12 or ISO/IEC 17025 section 4.12.2)					
Were the raw data (for example, chromatograms, spectral data) reviewed by an analyst?	✓				
Were data associated with manual integrations flagged on the raw data?	✓				
Dual column confirmation					
Did dual column confirmation results meet the method-required QC?			✓		
Tentatively identified compounds (TICs):					
If TICs were requested, were the mass spectra and TIC data subject to appropriate checks?			✓		
Interference Check Sample (ICS) results:					
Were percent recoveries within method QC limits?			✓		
Serial dilutions, post digestion spikes, and method of standard additions					
Were percent differences, recoveries, and the linearity within the QC limits specified in the method?			✓		
Method detection limit (MDL) studies					
Was a MDL study performed for each reported analyte?	✓				
Is the MDL either adjusted or supported by the analysis of DCSs?	✓				
Proficiency test reports:					
Was the laboratory's performance acceptable on the applicable proficiency tests or evaluation studies?	✓				

Description	Yes	No	NA(1)	NR(2)	ER(3)
Standards documentation	00047143				
Are all standards used in the analyses NIST-traceable or obtained from other appropriate sources?	✓				
Compound/analyte identification procedures					
Are the procedures for compound/analyte identification documented?	✓				
Demonstration of analyst competency (DOC)					
Was DOC conducted consistent with NELAC Chapter 5C or ISO/IEC 4?	✓				
Is documentation of the analyst's competency up-to-date and on file?	✓				
Verification/validation documentation for methods (NELAC Chap 5 or ISO/IEC 17025 Section 5)					
Are all the methods used to generate the data documented, verified, and validated, where applicable?	✓				
Laboratory standard operating procedures (SOPs):					
Are laboratory SOPs current and on file for each method performed?	✓				

EXCEPTIONS REPORT
ER# - Description
1) Methyl acetate exceeded the upper control limit in the alternate source analyzed 11/20/06 on HPMS-6.

Footnotes:
(1) NA = Not applicable to method or project
(2) NR = Not reviewed
(3) ER# = Exception report number

Laboratory Data Package Cover Page

00047144

This data Package consists of:

This signature page, the laboratory review checklists, and the following reportable data:

R1 Field chain-of-custody documentation;

R2 sample identification cross-reference;

R3 Test reports (analytical data sheets) for each enviornmental sample that includes:

a) Items consistant with NELAC 5.13 or ISO/IEC 17025 Section 5.10

b) dilution factors,

c) preparation methods,

d) Cleanup methods, and

e) If required for the project, tentatively identified compounds (TICs)

R4 Surrogate recovery data including:

a) Calculated recovery (%R) for each analyte, and

b) The laboratory's surrogate QC limits.

✓R5 Test reports/summary forms for blank samples;

✓R6 Test reports/summary forms for laboratory control samples (LCSs) including:

a) LCS spiking amount,

b) Calculated %R for each analyte, and

c) The laboratory"s LCS QC limits.

R7 Test reports for project matrix spike/matrix spike duplicates (MS/MSDs) including:

a) Samples associated with the MS/MSD clearly identified,

b) MS/MSD spiking amounts,

c) Concentration of each MS/MSD analyte measured in the parent and spiked samples,

d) Calculated %R and relative percent differences (RPDs), and

e) The laboratory's MS/MSD QC limits

R8 Laboratory analytical duplicate (if applicable) revocery and precision:

a) the amount of analyte measured in the duplicate,

b) the calculated RPD, and

c) the laboratory's QC limits for anlytical duplicates.

R9 List of method quantitation limits (MQLs) for each analyte for each method and matrix;

R10 Other problems or anomalies.

The exception Report for every "No" or "Not Reviewed (NR)" item in laboratory review checklist.

Release statement: I am responsible for the release of this laboratory data package. This data package has been reviewed by the laboratory and is complete and technically compliant with the requirements of the methods used, except where noted by the laboratory in the attached exceptions reports. By my signature below, I affirm to the best of my knowledge, all problems/anomalies, observed by the laboratory as having the potential to affect the quality of the data, have been identified by the laboratoy in the Laboratory Review Checklist, and no information or data have been knowingly withheld that would affect the quality of the data.

Check, If applicable: [] This laboratory is an in-house laboratory controlled by the person repsonding to rule. The official signing the cover page of the rule-required report (for example, the APAR) in which these data are used is responsible for releasing this data package and is by signature affirming the above release statement is trus.

DEANNA I. HESSON	Deanna Hesson	Conventional Lab Supervisor	December 28, 2006
Name (Printed)	Signature	Official Title (printed)	DATE

RG-366/TRRP-13 December 2002 A1

KEMRON Environmental Services
Laboratory Review Checklist

Laboratory Name:	KEMRON
Laboratory Log Number:	L0612432
Project Name:	798-LONGHORN
Method:	TOC
Prep Batch Number(s):	WG229887
Reviewer Name:	DEANNA I. HESSON
LRC Date:	December 28, 2006

Description	Yes	No	NA(1)	NR(2)	ER(3)
Chain-Of-Custody (C-O-C)					
Did samples meet the laboratory's standard conditions of sample acceptability upon receipt?	✓				
Were all departures from standard conditions described in an exception report?	✓				
Sample and quality control (QC) identification					
Are all field sample ID numbers cross-referenced to the laboratory ID numbers?	✓				
Are all laboratory ID numbers cross-referenced to the corresponding QC data?	✓				
Test reports					
Were all samples prepared and analyzed within holding times?	✓				
Other than those results <MQL, were all other raw values bracketed by calibration standards?	✓				
Were calculations checked by a peer or supervisor?	✓				
Were all analyte identifications checked by a peer or supervisor?	✓				
Were sample quantitation limits reported for all analytes not detected?	✓				
Were all results for soil and sediment samples reported on a dry weight basis?	✓				
Were % moisture (or solids) reported for all soil and sediment samples?	✓				
If required for the project, TICs reported?	✓				
Surrogate recovery data					
Were surrogates added prior to extraction?			✓		
Were surrogate percent recoveries in all samples within the laboratory QC limits?			✓		
Test reports/summary forms for blank samples					
Were appropriate type(s) of blanks analyzed?	✓				
Were blanks analyzed at the appropriate frequency?	✓				
Were method blanks taken through the entire analytical process, including preparation and, if applicable, cleanup procedures?	✓				
Were blank concentrations <MQL?	✓				
Laboratory control samples (LCS):					
Were all COCs included in the LCS?	✓				
Was each LCS taken through the entire analytical procedure, including prep and cleanup steps?	✓				
Were LCSs analyzed at the required frequency?	✓				
Were LCS (and LCSD, if applicable) %Rs within the laboratory QC limits?	✓				
Does the detectability data document the laboratorys capability to detect the COCs at the MDL used to calculate the SQLs?	✓				
Was the LCSD RPD within QC limits?	✓				
Matrix spike (MS) and matrix spike duplicate (MSD) data					
Were the project/method specified analytes included in the MS and MSD?	✓				
Were MS/MSD analyzed at the appropriate frequency?	✓				
Were MS (and MSD, if applicable) %Rs within the laboratory QC limits?	✓				

Description	Yes	No	NA(1)	NR(2)	ER(3)
Were MS/MSD RPDs within laboratory QC limits?	00047146				
Analytical duplicate data					
Were appropriate analytical duplicates analyzed for each matrix?	✓				
Were analytical duplicates analyzed at the appropriate frequency?	✓				
Were RPDs or relative standard deviations within the laboratory QC limits?	✓				
Method quantitation limits (MQLs):					
Are the MQLs for each method analyte included in the laboratory data package?	✓				
Do the MQLs correspond to the concentration of the lowest non-zero calibration standard?	✓				
Are unadjusted MQLs included in the laboratory data package?	✓				
Other problems/anomalies					
Are all known problems/anomalies/special conditions noted in this LRC and ER?	✓				
Were all necessary corrective actions performed for the reported data?	✓				
Was applicable and available technology used to lower the SQL minimize the matrix interference affects on the sample results?	✓				
Were response factors and/or relative response factors for each analyte within QC limits?	✓				
Were percent RSDs or correlation coefficient criteria met?	✓				
Was the number of standards recommended in the method used for all analytes?	✓				
Were all points generated between the lowest and highest standard used to calculate the curve?	✓				
Are ICAL data available for all instruments used?	✓				
Has the initial calibration curve been verified using an appropriate second source standard?	✓				
Initial and continuing calibration verification (ICV and CCV) and continuing calibration blank (CCB):					
Was the CCV analyzed at the method-required frequency?	✓				
Were percent differences for each analyte within the method-required QC limits?	✓				
Was the ICAL curve verified for each analyte?	✓				
Was the absolute value of the analyte concentration in the inorganic CCB <MDL?	✓				
Mass spectral tuning:					
Was the appropriate compound for the method used for tuning?			✓		
Were ion abundance data within the method-required QC limits?			✓		
Internal standards (IS):					
Were IS area counts and retention times within the method-required QC limits?			✓		
Raw data (NELAC section 1 appendix A glossary, and section 5.12 or ISO/IEC 17025 section 4.12.2)					
Were the raw data (for example, chromatograms, spectral data) reviewed by an analyst?	✓				
Were data associated with manual integrations flagged on the raw data?			✓		
Dual column confirmation					
Did dual column confirmation results meet the method-required QC?			✓		
Tentatively identified compounds (TICs):					
If TICs were requested, were the mass spectra and TIC data subject to appropriate checks?			✓		
Interference Check Sample (ICS) results:					
Were percent recoveries within method QC limits?			✓		
Serial dilutions, post digestion spikes, and method of standard additions					
Were percent differences, recoveries, and the linearity within the QC limits specified in the method?			✓		
Method detection limit (MDL) studies					
Was a MDL study performed for each reported analyte?	✓				
Is the MDL either adjusted or supported by the analysis of DCSs?	✓				
Proficiency test reports:					
Was the laboratory's performance acceptable on the applicable proficiency tests or evaluation studies?	✓				

Description	Yes	No	NA(1)	NR(2)	ER(3)
Standards documentation	00047147				
Are all standards used in the analyses NIST-traceable or obtained from other appropriate sources?	✓				
Compound/analyte identification procedures					
Are the procedures for compound/analyte identification documented?	✓				
Demonstration of analyst competency (DOC)					
Was DOC conducted consistent with NELAC Chapter 5C or ISO/IEC 4?	✓				
Is documentation of the analyst's competency up-to-date and on file?	✓				
Verification/validation documentation for methods (NELAC Chap 5 or ISO/IEC 17025 Section 5)					
Are all the methods used to generate the data documented, verified, and validated, where applicable?	✓				
Laboratory standard operating procedures (SOPs):					
Are laboratory SOPs current and on file for each method performed?	✓				

KEMRON Environmental Services
Laboratory Review Checklist

Laboratory Name:	KEMRON
Laboratory Log Number:	L0612432
Project Name:	798-LONGHORN
Method:	TOC
Prep Batch Number(s):	WG229887
Reviewer Name:	DEANNA I. HESSON
LRC Date:	December 28, 2006

EXCEPTIONS REPORT
ER# - Description
Footnotes:
(1) NA = Not applicable to method or project
(2) NR = Not reviewed
(3) ER# = Exception report number

Laboratory Data Package Cover Page

00047149

This data Package consists of:

This signature page, the laboratory review checklists, and the following reportable data:

R1 Field chain-of-custody documentation;

R2 sample identification cross-reference;

R3 Test reports (analytical data sheets) for each enviornmental sample that includes:

a) Items consistant with NELAC 5.13 or ISO/IEC 17025 Section 5.10

b) dilution factors,

c) preparation methods,

d) Cleanup methods, and

e) If required for the project, tentatively identified compounds (TICs)

R4 Surrogate recovery data including:

a) Calculated recovery (%R) for each analyte, and

b) The laboratory's surrogate QC limits.

✓R5 Test reports/summary forms for blank samples;

✓R6 Test reports/summary forms for laboratory control samples (LCSs) including:

a) LCS spiking amount,

b) Calculated %R for each analyte, and

c) The laboratory"s LCS QC limits.

✓R7 Test reports for project matrix spike/matrix spike duplicates (MS/MSDs) including:

a) Samples associated with the MS/MSD clearly identified,

b) MS/MSD spiking amounts,

c) Concentration of each MS/MSD analyte measured in the parent and spiked samples,

d) Calculated %R and relative percent differences (RPDs), and

e) The laboratory's MS/MSD QC limits

✓R8 Laboratory analytical duplicate (if applicable) revocery and precision:

a) the amount of analyte measured in the duplicate,

b) the calculated RPD, and

c) the laboratory's QC limits for anlytical duplicates.

R9 List of method quantitation limits (MQLs) for each analyte for each method and matrix;

R10 Other problems or anomalies.

✓The exception Report for every "No" or "Not Reviewed (NR)" item IN laboratory review checklist.

Release statement: I am responsible for the release of this laboratory data package. This data package has been reviewed by the laboratory and is complete and technically compliant with the requirements of the methods used, except where noted by the laboratory in the attached exceptions reports. By my signature below, I affirm to the best of my knowledge, all problems/anomalies, observed by the laboratory as having the potential to affect the quality of the data, have been identified by the laboratoy in the Laboratory Review Checklist, and no information or data have been knowingly withheld that would affect the quality of the data.

Check, If applicable: [] This laboratory is an in-house laboratory controlled by the person repsonding to rule. The official signing the cover page of the rule-required report (for example, the APAR) in which these data are used is responsible for releasing this data package and is by signature affirming the above release statement is trus.

MICHAEL D. COCHRAN	Michael Cochran	Semivolatiles Lab Supervisor	December 28, 2006
Name (Printed)	Signature	Official Title (printed)	DATE

KEMRON Environmental Services
Laboratory Review Checklist

Laboratory Name:	KEMRON
Laboratory Log Number:	L0612432
Project Name:	798-LONGHORN
Method:	300
Prep Batch Number(s):	WG230048
Reviewer Name:	MICHAEL D. COCHRAN
LRC Date:	December 16, 2006

Description	Yes	No	NA(1)	NR(2)	ER(3)
Chain-Of-Custody (C-O-C)					
Did samples meet the laboratory's standard conditions of sample acceptability upon receipt?	✓				
Were all departures from standard conditions described in an exception report?	✓				
Sample and quality control (QC) identification					
Are all field sample ID numbers cross-referenced to the laboratory ID numbers?	✓				
Are all laboratory ID numbers cross-referenced to the corresponding QC data?	✓				
Test reports					
Were all samples prepared and analyzed within holding times?		✓			1
Other than those results <MQL, were all other raw values bracketed by calibration standards?	✓				
Were calculations checked by a peer or supervisor?	✓				
Were all analyte identifications checked by a peer or supervisor?	✓				
Were sample quantitation limits reported for all analytes not detected?	✓				
Were all results for soil and sediment samples reported on a dry weight basis?			✓		
Were % moisture (or solids) reported for all soil and sediment samples?			✓		
If required for the project, TICs reported?	✓				
Surrogate recovery data					
Were surrogates added prior to extraction?			✓		
Were surrogate percent recoveries in all samples within the laboratory QC limits?			✓		
Test reports/summary forms for blank samples					
Were appropriate type(s) of blanks analyzed?	✓				
Were blanks analyzed at the appropriate frequency?	✓				
Were method blanks taken through the entire analytical process, including preparation and, if applicable, cleanup procedures?	✓				
Were blank concentrations <MQL?	✓				
Laboratory control samples (LCS):					
Were all COCs included in the LCS?	✓				
Was each LCS taken through the entire analytical procedure, including prep and cleanup steps?	✓				
Were LCSs analyzed at the required frequency?	✓				
Were LCS (and LCSD, if applicable) %Rs within the laboratory QC limits?	✓				
Does the detectability data document the laboratorys capability to detect the COCs at the MDL used to calculate the SQLs?	✓				
Was the LCSD RPD within QC limits?			✓		
Matrix spike (MS) and matrix spike duplicate (MSD) data					
Were the project/method specified analytes included in the MS and MSD?	✓				
Were MS/MSD analyzed at the appropriate frequency?	✓				
Were MS (and MSD, if applicable) %Rs within the laboratory QC limits?	✓				2

Description	Yes	No	NA(1)	NR(2)	ER(3)
Were MS/MSD RPDs within laboratory QC limits?	00047151				
Analytical duplicate data					
Were appropriate analytical duplicates analyzed for each matrix?	✓				
Were analytical duplicates analyzed at the appropriate frequency?	✓				
Were RPDs or relative standard deviations within the laboratory QC limits?	✓				
Method quantitation limits (MQLs):					
Are the MQLs for each method analyte included in the laboratory data package?	✓				
Do the MQLs correspond to the concentration of the lowest non-zero calibration standard?	✓				
Are unadjusted MQLs included in the laboratory data package?	✓				
Other problems/anomalies					
Are all known problems/anomalies/special conditions noted in this LRC and ER?	✓				
Were all necessary corrective actions performed for the reported data?	✓				
Was applicable and available technology used to lower the SQL minimize the matrix interference affects on the sample results?	✓				
Were response factors and/or relative response factors for each analyte within QC limits?	✓				
Were percent RSDs or correlation coefficient criteria met?	✓				
Was the number of standards recommended in the method used for all analytes?	✓				
Were all points generated between the lowest and highest standard used to calculate the curve?	✓				
Are ICAL data available for all instruments used?	✓				
Has the initial calibration curve been verified using an appropriate second source standard?	✓				
Initial and continuing calibration verification (ICV and CCV) and continuing calibration blank (CCB):					
Was the CCV analyzed at the method-required frequency?	✓				
Were percent differences for each analyte within the method-required QC limits?	✓				
Was the ICAL curve verified for each analyte?	✓				
Was the absolute value of the analyte concentration in the inorganic CCB <MDL?	✓				
Mass spectral tuning:					
Was the appropriate compound for the method used for tuning?			✓		
Were ion abundance data within the method-required QC limits?			✓		
Internal standards (IS):					
Were IS area counts and retention times within the method-required QC limits?			✓		
Raw data (NELAC section 1 appendix A glossary, and section 5.12 or ISO/IEC 17025 section 4.12.2)					
Were the raw data (for example, chromatograms, spectral data) reviewed by an analyst?	✓				
Were data associated with manual integrations flagged on the raw data?	✓				
Dual column confirmation					
Did dual column confirmation results meet the method-required QC?			✓		
Tentatively identified compounds (TICs):					
If TICs were requested, were the mass spectra and TIC data subject to appropriate checks?			✓		
Interference Check Sample (ICS) results:					
Were percent recoveries within method QC limits?			✓		
Serial dilutions, post digestion spikes, and method of standard additions					
Were percent differences, recoveries, and the linearity within the QC limits specified in the method?			✓		
Method detection limit (MDL) studies					
Was a MDL study performed for each reported analyte?	✓				
Is the MDL either adjusted or supported by the analysis of DCSs?	✓				
Proficiency test reports:					
Was the laboratory's performance acceptable on the applicable proficiency tests or evaluation studies?	✓				

Description	Yes	No	NA(1)	NR(2)	ER(3)
Standards documentation	00047152				
Are all standards used in the analyses NIST-traceable or obtained from other appropriate sources?	✓				
Compound/analyte identification procedures					
Are the procedures for compound/analyte identification documented?	✓				
Demonstration of analyst competency (DOC)					
Was DOC conducted consistent with NELAC Chapter 5C or ISO/IEC 4?	✓				
Is documentation of the analyst's competency up-to-date and on file?	✓				
Verification/validation documentation for methods (NELAC Chap 5 or ISO/IEC 17025 Section 5)					
Are all the methods used to generate the data documented, verified, and validated, where applicable?	✓				
Laboratory standard operating procedures (SOPs):					
Are laboratory SOPs current and on file for each method performed?	✓				

KEMRON Environmental Services
Laboratory Review Checklist

Laboratory Name:	KEMRON
Laboratory Log Number:	L0612432
Project Name:	798-LONGHORN
Method:	300
Prep Batch Number(s):	WG230048
Reviewer Name:	MICHAEL D. COCHRAN
LRC Date:	December 16, 2006

EXCEPTIONS REPORT
ER# - Description
1. Samples from workorder L0612432 were received on the second and third day after they were sampled. These samples were analyzed on the date in which they were received. All samples were analyzed for NO2 and NO3 outside of their 48 hour analytical hold time.
2. The MS and MSD % Rec's for Cl were below the advisory limit. The parent sample chosen for the MS and MSD had a Cl amount greater than the range of the calibration curve for Cl.
Footnotes:
(1) NA = Not applicable to method or project
(2) NR = Not reviewed
(3) ER# = Exception report number

LABORATORY REPORT

L0612432 00047154

12/28/06 16:38

Submitted By

KEMRON Environmental Services
156 Starlite Drive
Marietta , OH 45750
(740) 373 - 4071

For

Account Name: Shaw E & I, Inc.
ABB Lummus Biulding
3010 Briarpark
Houston, TX 77042
Attention: Diane Mever

Account Number: 2773
Work ID: LHAAP

P.O. Number: 200328

Sample Summary

Client ID	Lab ID	Date Collected	Date Received
LHSMW-59	L0612432-01	13-DEC-06	16-DEC-06
35B WW03	L0612432-02	14-DEC-06	16-DEC-06
35B WW05	L0612432-03	14-DEC-06	16-DEC-06
35B WW06	L0612432-04	14-DEC-06	16-DEC-06

Report Number: **L0612432**
Report Date : **December 28, 2006**

00047155

Sample Number: **L0612432-01**
Client ID: **LHSMW-59**
Matrix: **Water**
Workgroup Number: **WG229899**
Collect Date: **12/13/2006 14:25**
Sample Tag: **01**

PrePrep Method: **NONE**
Prep Method: **5021**
Analytical Method: **RSK175**
Analyst: **JLS**
Dilution: **1**
Units: **ug/L**

Instrument: **HP16**
Prep Date: **12/19/2006 18:13**
Cal Date: **09/27/2006 15:29**
Run Date: **12/19/2006 18:13**
File ID: **16G5649**

Analyte	CAS. Number	Result	Qual	PQL	SQL
methane	74-82-8	1.41	B	0.500	0.250
ethene	74-85-1		U	0.500	0.250
ethane	74-84-0		U	0.500	0.250

U Not detected at or above adjusted sample detection limit
B Analyte present in method blank

Sample Number: **L0612432-01**
Client ID: **LHSMW-59**
Matrix: **Water**
Workgroup Number: **WG230113**
Collect Date: **12/13/2006 14:25**
Sample Tag: **01**

PrePrep Method: **NONE**
Prep Method: **5030B**
Analytical Method: **8260B**
Analyst: **MES**
Dilution: **1**
Units: **ug/L**

Instrument: **HPMS11**
Prep Date: **12/21/2006 21:01**
Cal Date: **11/28/2006 12:56**
Run Date: **12/21/2006 21:01**
File ID: **11M39053**

Analyte	CAS. Number	Result	Qual	PQL	SQL
1,1,1-Trichloroethane	71-55-6		U	5.00	0.250
1,1,2,2-Tetrachloroethane	79-34-5		U	5.00	0.125
1,1,2-Trichloro-1,2,2-Trifluoroethane	76-13-1		U	10.0	0.250
1,1,2-Trichloroethane	79-00-5		U	5.00	0.250
1,1-Dichloroethane	75-34-3		U	5.00	0.125
1,1-Dichloroethene	75-35-4		U	5.00	0.500
1,2,4-Trichlorobenzene	120-82-1		U	5.00	0.200
1,2-Dibromo-3-chloropropane	96-12-8		U	5.00	1.00
1,2-Dibromoethane	106-93-4		U	5.00	0.250
1,2-Dichlorobenzene	95-50-1		U	5.00	0.125
1,2-Dichloroethane	107-06-2		U	5.00	0.250
cis-1,2-Dichloroethene	156-59-2	0.463	J	10.0	0.250
trans-1,2-Dichloroethene	156-60-5		U	5.00	0.250
1,2-Dichloropropane	78-87-5		U	5.00	0.200
1,3-Dichlorobenzene	541-73-1		U	5.00	0.250
1,4-Dichlorobenzene	106-46-7		U	5.00	0.125
2-Butanone	78-93-3		U	10.0	2.50
2-Hexanone	591-78-6		U	10.0	2.50
4-Methyl-2-pentanone	108-10-1		U	10.0	2.50
Acetone	67-64-1		U	10.0	2.50
Benzene	71-43-2		U	5.00	0.125
Bromodichloromethane	75-27-4		U	5.00	0.250
Bromoform	75-25-2		U	5.00	0.500
Bromomethane	74-83-9		U	10.0	0.500
Carbon disulfide	75-15-0		U	5.00	0.500
Carbon tetrachloride	56-23-5		U	5.00	0.250
Chlorobenzene	108-90-7		U	5.00	0.125
Chloroethane	75-00-3		U	10.0	0.500
Chloroform	67-66-3		U	5.00	0.125
Chloromethane	74-87-3		U	10.0	0.250
cis-1,3-Dichloropropene	10061-01-5		U	5.00	0.250
Cyclohexane	110-82-7		U	10.0	0.250
Dibromochloromethane	124-48-1		U	5.00	0.250
Dichlorodifluoromethane	75-71-8		U	10.0	0.250

Sample Number: L0612432-01
Client ID: LHSMW-59
Matrix: Water
Workgroup Number: WG230113
Collect Date: 12/13/2006 14:25
Sample Tag: 01

PrePrep Method: NONE
Prep Method: 5030B
Analytical Method: 8260B
Analyst: MES
Dilution: 1
Units: ug/L

Instrument: HPMS11
Prep Date: 12/21/2006 21:01
Cal Date: 11/28/2006 12:56
Run Date: 12/21/2006 21:01
File ID: 11M39053

Analyte	CAS. Number	Result	Qual	PQL	SQL
Ethyl benzene	100-41-4		U	5.00	0.250
Isopropylbenzene	98-82-8		U	5.00	0.250
Methyl acetate	79-20-9		U	10.0	0.250
Methyl tert-butyl ether	1634-04-4		U	5.00	0.500
Methylcyclohexane	108-87-2		U	10.0	0.250
Methylene chloride	75-09-2		U	5.00	0.250
Styrene	100-42-5		U	5.00	0.125
Tetrachloroethene	127-18-4	1.15	J	5.00	0.250
Toluene	108-88-3		U	5.00	0.250
trans-1,3-Dichloropropene	10061-02-6		U	5.00	0.500
Trichloroethene	79-01-6	166		5.00	0.250
Trichlorofluoromethane	75-69-4		U	10.0	0.250
Vinyl chloride	75-01-4		U	10.0	0.250
Xylenes, Total	1330-20-7		U	5.00	0.500

Surrogate	% Recovery	Lower	Upper	Qual
1,2-Dichloroethane-d4	97.8	80	120	
Dibromofluoromethane	98.6	86	118	
p-Bromofluorobenzene	88.3	86	115	
Toluene-d8	91.9	88	110	

U Not detected at or above adjusted sample detection limit
J The analyte was positively identified, but the quantitation was below the RL

Sample Number: L0612432-01
Client ID: LHSMW-59
Matrix: Water
Workgroup Number: WG229887
Collect Date: 12/13/2006 14:25
Sample Tag: 01

PrePrep Method: NONE
Prep Method: 415.1
Analytical Method: 415.1
Analyst: DIH
Dilution: 1
Units: mg/L

Instrument: TOC-VWP
Prep Date: 12/19/2006 22:44
Cal Date: 01/12/2006 10:36
Run Date: 12/19/2006 22:44
File ID: TC12-19-2006.48

Analyte	CAS. Number	Result	Qual	PQL	SQL
Total Inorganic Carbon		13.5		1.00	0.500

Sample Number: L0612432-01
Client ID: LHSMW-59
Matrix: Water
Workgroup Number: WG229887
Collect Date: 12/13/2006 14:25
Sample Tag: 01

PrePrep Method: NONE
Prep Method: 415.1
Analytical Method: 415.1
Analyst: DIH
Dilution: 1
Units: mg/L

Instrument: TOC-VWP
Prep Date: 12/19/2006 22:44
Cal Date: 01/12/2006 10:36
Run Date: 12/19/2006 22:44
File ID: TC12-19-2006.48

Analyte	CAS. Number	Result	Qual	PQL	SQL
Total Organic Carbon		3.66		1.00	0.500

Sample Number: L0612432-01
Client ID: LHSMW-59
Matrix: Water
Workgroup Number: WG230048
Collect Date: 12/13/2006 14:25
Sample Tag: 01

PrePrep Method: NONE
Prep Method: 300.0
Analytical Method: 300.0
Analyst: JWR
Dilution: 1
Units: mg/L

Instrument: IC2
Prep Date: 12/16/2006 15:19
Cal Date: 12/08/2006 18:15
Run Date: 12/16/2006 15:19
File ID: I2121606.16

Analyte	CAS. Number	Result	Qual	PQL	SQL
Chloride	16887-00-6	84.0	I	0.200	0.100
Nitrate	14797-55-8	0.218	J	0.600	0.100
Nitrite	14797-65-0		U	0.400	0.100
Sulfate	14808-79-8	137	I	1.00	0.500

J The analyte was positively identified, but the quantitation was below the RL
U Not detected at or above adjusted sample detection limit
I Semiquantitative result (out of instrument calibration range)

Sample Number: L0612432-01
Client ID: LHSMW-59
Matrix: Water
Workgroup Number: WG230048
Collect Date: 12/13/2006 14:25
Sample Tag: DL01

PrePrep Method: NONE
Prep Method: 300.0
Analytical Method: 300.0
Analyst: JWR
Dilution: 5
Units: mg/L

Instrument: IC2
Prep Date: 12/16/2006 18:13
Cal Date: 12/08/2006 18:15
Run Date: 12/16/2006 18:13
File ID: I2121606.26

Analyte	CAS. Number	Result	Qual	PQL	SQL
Chloride	16887-00-6	95.5	I	1.00	0.500
Nitrate	14797-55-8		U	3.00	0.500
Nitrite	14797-65-0		U	2.00	0.500
Sulfate	14808-79-8	148		5.00	2.50

U Not detected at or above adjusted sample detection limit
I Semiquantitative result (out of instrument calibration range)

Sample Number: L0612432-01
Client ID: LHSMW-59
Matrix: Water
Workgroup Number: WG230048
Collect Date: 12/13/2006 14:25
Sample Tag: DL02

PrePrep Method: NONE
Prep Method: 300.0
Analytical Method: 300.0
Analyst: JWR
Dilution: 20
Units: mg/L

Instrument: IC2
Prep Date: 12/16/2006 18:31
Cal Date: 12/08/2006 18:15
Run Date: 12/16/2006 18:31
File ID: I2121606.27

Analyte	CAS. Number	Result	Qual	PQL	SQL
Chloride	16887-00-6	96.7		4.00	2.00
Nitrate	14797-55-8		U	12.0	2.00
Nitrite	14797-65-0		U	8.00	2.00
Sulfate	14808-79-8	144		20.0	10.0

U Not detected at or above adjusted sample detection limit

Sample Number: L0612432-02
Client ID: 35B WW03
Matrix: Water
Workgroup Number: WG229899
Collect Date: 12/14/2006 14:10
Sample Tag: 01

PrePrep Method: NONE
Prep Method: 5021
Analytical Method: RSK175
Analyst: JLS
Dilution: 1
Units: ug/L

Instrument: HP16
Prep Date: 12/19/2006 18:27
Cal Date: 09/27/2006 15:29
Run Date: 12/19/2006 18:27
File ID: 16G5650

Analyte	CAS. Number	Result	Qual	PQL	SQL
methane	74-82-8	95.4	B	0.500	0.250
ethene	74-85-1	3.44		0.500	0.250
ethane	74-84-0	0.347	J	0.500	0.250

J The analyte was positively identified, but the quantitation was below the RL
B Analyte present in method blank

Sample Number: L0612432-02
Client ID: 35B WW03
Matrix: Water
Workgroup Number: WG229887
Collect Date: 12/14/2006 14:10
Sample Tag: 01

PrePrep Method: NONE
Prep Method: 415.1
Analytical Method: 415.1
Analyst: DIH
Dilution: 1
Units: mg/L

Instrument: TOC-VWP
Prep Date: 12/19/2006 22:58
Cal Date: 01/12/2006 10:36
Run Date: 12/19/2006 22:58
File ID: TC12-19-2006.49

Analyte	CAS. Number	Result	Qual	PQL	SQL
Total Organic Carbon		6.76		1.00	0.500

Sample Number: L0612432-02
Client ID: 35B WW03
Matrix: Water
Workgroup Number: WG229887
Collect Date: 12/14/2006 14:10
Sample Tag: 01

PrePrep Method: NONE
Prep Method: 415.1
Analytical Method: 415.1
Analyst: DIH
Dilution: 1
Units: mg/L

Instrument: TOC-VWP
Prep Date: 12/19/2006 22:58
Cal Date: 01/12/2006 10:36
Run Date: 12/19/2006 22:58
File ID: TC12-19-2006.49

Analyte	CAS. Number	Result	Qual	PQL	SQL
Total Inorganic Carbon		3.59		1.00	0.500

Sample Number: L0612432-02
Client ID: 35B WW03
Matrix: Water
Workgroup Number: WG230048
Collect Date: 12/14/2006 14:10
Sample Tag: 01

PrePrep Method: NONE
Prep Method: 300.0
Analytical Method: 300.0
Analyst: JWR
Dilution: 1
Units: mg/L

Instrument: IC2
Prep Date: 12/16/2006 15:54
Cal Date: 12/08/2006 18:15
Run Date: 12/16/2006 15:54
File ID: I2121606.18

Analyte	CAS. Number	Result	Qual	PQL	SQL
Chloride	16887-00-6	69.3	I	0.200	0.100
Nitrate	14797-55-8		U	0.600	0.100
Nitrite	14797-65-0		U	0.400	0.100
Sulfate	14808-79-8	5.28		1.00	0.500

U Not detected at or above adjusted sample detection limit
I Semiquantitative result (out of instrument calibration range)

Sample Number: L0612432-02
Client ID: 35B WW03
Matrix: Water
Workgroup Number: WG230048
Collect Date: 12/14/2006 14:10
Sample Tag: DL01

PrePrep Method: NONE
Prep Method: 300.0
Analytical Method: 300.0
Analyst: JWR
Dilution: 10
Units: mg/L

Instrument: IC2
Prep Date: 12/16/2006 19:05
Cal Date: 12/08/2006 18:15
Run Date: 12/16/2006 19:05
File ID: I2121606.29

Analyte	CAS. Number	Result	Qual	PQL	SQL
Chloride	16887-00-6	76.3		2.00	1.00
Nitrate	14797-55-8		U	6.00	1.00
Nitrite	14797-65-0		U	4.00	1.00
Sulfate	14808-79-8	5.39	J	10.0	5.00

U Not detected at or above adjusted sample detection limit
J The analyte was positively identified, but the quantitation was below the RL

Report Number: **L0612432**
Report Date : **December 28, 2006**

00047159

Sample Number: **L0612432-02**
Client ID: **35B WW03**
Matrix: **Water**
Workgroup Number: **WG230117**
Collect Date: **12/14/2006 14:10**
Sample Tag: **01**

PrePrep Method: **NONE**
Prep Method: **5030B**
Analytical Method: **8260B**
Analyst: **MES**
Dilution: **1**
Units: **ug/L**

Instrument: **HPMS6**
Prep Date: **12/21/2006 18:38**
Cal Date: **11/20/2006 14:29**
Run Date: **12/21/2006 18:38**
File ID: **6M62813**

Analyte	CAS. Number	Result	Qual	PQL	SQL
1,1,1-Trichloroethane	71-55-6		U	5.00	0.250
1,1,2,2-Tetrachloroethane	79-34-5		U	5.00	0.125
1,1,2-Trichloro-1,2,2-Trifluoroethane	76-13-1		U	10.0	0.250
1,1,2-Trichloroethane	79-00-5		U	5.00	0.250
1,1-Dichloroethane	75-34-3		U	5.00	0.125
1,1-Dichloroethene	75-35-4		U	5.00	0.500
1,2,4-Trichlorobenzene	120-82-1		U	5.00	0.200
1,2-Dibromo-3-chloropropane	96-12-8		U	5.00	1.00
1,2-Dibromoethane	106-93-4		U	5.00	0.250
1,2-Dichlorobenzene	95-50-1		U	5.00	0.125
1,2-Dichloroethane	107-06-2		U	5.00	0.250
cis-1,2-Dichloroethene	156-59-2		U	10.0	0.250
trans-1,2-Dichloroethene	156-60-5		U	5.00	0.250
1,2-Dichloropropane	78-87-5		U	5.00	0.200
1,3-Dichlorobenzene	541-73-1		U	5.00	0.250
1,4-Dichlorobenzene	106-46-7		U	5.00	0.125
2-Butanone	78-93-3		U	10.0	2.50
2-Hexanone	591-78-6		U	10.0	2.50
4-Methyl-2-pentanone	108-10-1		U	10.0	2.50
Acetone	67-64-1		U	10.0	2.50
Benzene	71-43-2		U	5.00	0.125
Bromodichloromethane	75-27-4		U	5.00	0.250
Bromoform	75-25-2		U	5.00	0.500
Bromomethane	74-83-9		U	10.0	0.500
Carbon disulfide	75-15-0		U	5.00	0.500
Carbon tetrachloride	56-23-5		U	5.00	0.250
Chlorobenzene	108-90-7		U	5.00	0.125
Chloroethane	75-00-3		U	10.0	0.500
Chloroform	67-66-3		U	5.00	0.125
Chloromethane	74-87-3	0.347	J	10.0	0.250
cis-1,3-Dichloropropene	10061-01-5		U	5.00	0.250
Cyclohexane	110-82-7		U	10.0	0.250
Dibromochloromethane	124-48-1		U	5.00	0.250
Dichlorodifluoromethane	75-71-8		U	10.0	0.250
Ethyl benzene	100-41-4		U	5.00	0.250
Isopropylbenzene	98-82-8		U	5.00	0.250
Methyl acetate	79-20-9		U	10.0	0.250
Methyl tert-butyl ether	1634-04-4		U	5.00	0.500
Methylcyclohexane	108-87-2		U	10.0	0.250
Methylene chloride	75-09-2		U	5.00	0.250
Styrene	100-42-5		U	5.00	0.125
Tetrachloroethene	127-18-4		U	5.00	0.250
Toluene	108-88-3		U	5.00	0.250
trans-1,3-Dichloropropene	10061-02-6		U	5.00	0.500
Trichloroethene	79-01-6		U	5.00	0.250
Trichlorofluoromethane	75-69-4		U	10.0	0.250
Vinyl chloride	75-01-4		U	10.0	0.250
Xylenes, Total	1330-20-7		U	5.00	0.500

Sample Number: L0612432-02
Client ID: 35B WW03
Matrix: Water
Workgroup Number: WG230117
Collect Date: 12/14/2006 14:10
Sample Tag: 01

PrePrep Method: NONE
Prep Method: 5030B
Analytical Method: 8260B
Analyst: MES
Dilution: 1
Units: ug/L

Instrument: HPMS6
Prep Date: 12/21/2006 18:38
Cal Date: 11/20/2006 14:29
Run Date: 12/21/2006 18:38
File ID: 6M62813

Surrogate	% Recovery	Lower	Upper	Qual
1,2-Dichloroethane-d4	95.3	80	120	
Dibromofluoromethane	100	86	118	
p-Bromofluorobenzene	92.9	86	115	
Toluene-d8	99.8	88	110	

U Not detected at or above adjusted sample detection limit
J The analyte was positively identified, but the quantitation was below the RL

Sample Number: L0612432-03
Client ID: 35B WW05
Matrix: Water
Workgroup Number: WG229887
Collect Date: 12/14/2006 09:40
Sample Tag: 01

PrePrep Method: NONE
Prep Method: 415.1
Analytical Method: 415.1
Analyst: DIH
Dilution: 1
Units: mg/L

Instrument: TOC-VWP
Prep Date: 12/19/2006 23:12
Cal Date: 01/12/2006 10:36
Run Date: 12/19/2006 23:12
File ID: TC12-19-2006.50

Analyte	CAS. Number	Result	Qual	PQL	SQL
Total Inorganic Carbon		7.21		1.00	0.500

Sample Number: L0612432-03
Client ID: 35B WW05
Matrix: Water
Workgroup Number: WG229887
Collect Date: 12/14/2006 09:40
Sample Tag: 01

PrePrep Method: NONE
Prep Method: 415.1
Analytical Method: 415.1
Analyst: DIH
Dilution: 1
Units: mg/L

Instrument: TOC-VWP
Prep Date: 12/19/2006 23:12
Cal Date: 01/12/2006 10:36
Run Date: 12/19/2006 23:12
File ID: TC12-19-2006.50

Analyte	CAS. Number	Result	Qual	PQL	SQL
Total Organic Carbon		2.40		1.00	0.500

Sample Number: L0612432-03
Client ID: 35B WW05
Matrix: Water
Workgroup Number: WG230117
Collect Date: 12/14/2006 09:40
Sample Tag: 01

PrePrep Method: NONE
Prep Method: 5030B
Analytical Method: 8260B
Analyst: MES
Dilution: 1
Units: ug/L

Instrument: HPMS6
Prep Date: 12/21/2006 19:10
Cal Date: 11/20/2006 14:29
Run Date: 12/21/2006 19:10
File ID: 6M62814

Analyte	CAS. Number	Result	Qual	PQL	SQL
1,1,1-Trichloroethane	71-55-6		U	5.00	0.250
1,1,2,2-Tetrachloroethane	79-34-5		U	5.00	0.125
1,1,2-Trichloro-1,2,2-Trifluoroethane	76-13-1		U	10.0	0.250
1,1,2-Trichloroethane	79-00-5		U	5.00	0.250
1,1-Dichloroethane	75-34-3		U	5.00	0.125
1,1-Dichloroethene	75-35-4		U	5.00	0.500

Sample Number: L0612432-03
Client ID: 35B WW05
Matrix: Water
Workgroup Number: WG230117
Collect Date: 12/14/2006 09:40
Sample Tag: 01

PrePrep Method: NONE
Prep Method: 5030B
Analytical Method: 8260B
Analyst: MES
Dilution: 1
Units: ug/L

Instrument: HPMS6
Prep Date: 12/21/2006 19:10
Cal Date: 11/20/2006 14:29
Run Date: 12/21/2006 19:10
File ID: 6M62814

Analyte	CAS. Number	Result	Qual	PQL	SQL
1,2,4-Trichlorobenzene	120-82-1		U	5.00	0.200
1,2-Dibromo-3-chloropropane	96-12-8		U	5.00	1.00
1,2-Dibromoethane	106-93-4		U	5.00	0.250
1,2-Dichlorobenzene	95-50-1		U	5.00	0.125
1,2-Dichloroethane	107-06-2		U	5.00	0.250
cis-1,2-Dichloroethene	156-59-2		U	10.0	0.250
trans-1,2-Dichloroethene	156-60-5		U	5.00	0.250
1,2-Dichloropropane	78-87-5		U	5.00	0.200
1,3-Dichlorobenzene	541-73-1		U	5.00	0.250
1,4-Dichlorobenzene	106-46-7		U	5.00	0.125
2-Butanone	78-93-3		U	10.0	2.50
2-Hexanone	591-78-6		U	10.0	2.50
4-Methyl-2-pentanone	108-10-1		U	10.0	2.50
Acetone	67-64-1		U	10.0	2.50
Benzene	71-43-2		U	5.00	0.125
Bromodichloromethane	75-27-4		U	5.00	0.250
Bromoform	75-25-2		U	5.00	0.500
Bromomethane	74-83-9		U	10.0	0.500
Carbon disulfide	75-15-0		U	5.00	0.500
Carbon tetrachloride	56-23-5		U	5.00	0.250
Chlorobenzene	108-90-7		U	5.00	0.125
Chloroethane	75-00-3		U	10.0	0.500
Chloroform	67-66-3		U	5.00	0.125
Chloromethane	74-87-3		U	10.0	0.250
cis-1,3-Dichloropropene	10061-01-5		U	5.00	0.250
Cyclohexane	110-82-7		U	10.0	0.250
Dibromochloromethane	124-48-1		U	5.00	0.250
Dichlorodifluoromethane	75-71-8		U	10.0	0.250
Ethyl benzene	100-41-4		U	5.00	0.250
Isopropylbenzene	98-82-8		U	5.00	0.250
Methyl acetate	79-20-9		U	10.0	0.250
Methyl tert-butyl ether	1634-04-4		U	5.00	0.500
Methylcyclohexane	108-87-2		U	10.0	0.250
Methylene chloride	75-09-2		U	5.00	0.250
Styrene	100-42-5		U	5.00	0.125
Tetrachloroethene	127-18-4	1.00	J	5.00	0.250
Toluene	108-88-3	0.533	J	5.00	0.250
trans-1,3-Dichloropropene	10061-02-6		U	5.00	0.500
Trichloroethene	79-01-6	12.9		5.00	0.250
Trichlorofluoromethane	75-69-4		U	10.0	0.250
Vinyl chloride	75-01-4		U	10.0	0.250
Xylenes, Total	1330-20-7		U	5.00	0.500

Surrogate	% Recovery	Lower	Upper	Qual
1,2-Dichloroethane-d4	98.4	80	120	
Dibromofluoromethane	103	86	118	
p-Bromofluorobenzene	95.2	86	115	
Toluene-d8	99.6	88	110	

U Not detected at or above adjusted sample detection limit

Sample Number: L0612432-03
Client ID: 35B WW05
Matrix: Water
Workgroup Number: WG230117
Collect Date: 12/14/2006 09:40
Sample Tag: 01

PrePrep Method: NONE
Prep Method: 5030B
Analytical Method: 8260B
Analyst: MES
Dilution: 1
Units: ug/L

Instrument: HPMS6
Prep Date: 12/21/2006 19:10
Cal Date: 11/20/2006 14:29
Run Date: 12/21/2006 19:10
File ID: 6M62814

J The analyte was positively identified, but the quantitation was below the RL

Sample Number: L0612432-03
Client ID: 35B WW05
Matrix: Water
Workgroup Number: WG229899
Collect Date: 12/14/2006 09:40
Sample Tag: 01

PrePrep Method: NONE
Prep Method: 5021
Analytical Method: RSK175
Analyst: JLS
Dilution: 1
Units: ug/L

Instrument: HP16
Prep Date: 12/19/2006 18:41
Cal Date: 09/27/2006 15:29
Run Date: 12/19/2006 18:41
File ID: 16G5651

Analyte	CAS. Number	Result	Qual	PQL	SQL
methane	74-82-8	6.43	B	0.500	0.250
ethene	74-85-1	1.51		0.500	0.250
ethane	74-84-0	1.66		0.500	0.250

B Analyte present in method blank

Sample Number: L0612432-03
Client ID: 35B WW05
Matrix: Water
Workgroup Number: WG230048
Collect Date: 12/14/2006 09:40
Sample Tag: 01

PrePrep Method: NONE
Prep Method: 300.0
Analytical Method: 300.0
Analyst: JWR
Dilution: 1
Units: mg/L

Instrument: IC2
Prep Date: 12/16/2006 15:36
Cal Date: 12/08/2006 18:15
Run Date: 12/16/2006 15:36
File ID: I2121606.17

Analyte	CAS. Number	Result	Qual	PQL	SQL
Chloride	16887-00-6	25.4	I	0.200	0.100
Nitrate	14797-55-8		U	0.600	0.100
Nitrite	14797-65-0		U	0.400	0.100
Sulfate	14808-79-8	47.3		1.00	0.500

U Not detected at or above adjusted sample detection limit
I Semiquantitative result (out of instrument calibration range)

Sample Number: L0612432-03
Client ID: 35B WW05
Matrix: Water
Workgroup Number: WG230048
Collect Date: 12/14/2006 09:40
Sample Tag: DL01

PrePrep Method: NONE
Prep Method: 300.0
Analytical Method: 300.0
Analyst: JWR
Dilution: 5
Units: mg/L

Instrument: IC2
Prep Date: 12/16/2006 18:48
Cal Date: 12/08/2006 18:15
Run Date: 12/16/2006 18:48
File ID: I2121606.28

Analyte	CAS. Number	Result	Qual	PQL	SQL
Chloride	16887-00-6	25.7		1.00	0.500
Nitrate	14797-55-8		U	3.00	0.500
Nitrite	14797-65-0		U	2.00	0.500
Sulfate	14808-79-8	48.4		5.00	2.50

U Not detected at or above adjusted sample detection limit

Sample Number: L0612432-04
Client ID: 35B WW06
Matrix: Water
Workgroup Number: WG230048
Collect Date: 12/14/2006 11:00
Sample Tag: 01

PrePrep Method: NONE
Prep Method: 300.0
Analytical Method: 300.0
Analyst: JWR
Dilution: 1
Units: mg/L

Instrument: IC2
Prep Date: 12/16/2006 15:02
Cal Date: 12/08/2006 18:15
Run Date: 12/16/2006 15:02
File ID: I2121606.15

Analyte	CAS. Number	Result	Qual	PQL	SQL
Chloride	16887-00-6	108	I	0.200	0.100
Nitrate	14797-55-8	0.386	J	0.600	0.100
Nitrite	14797-65-0		U	0.400	0.100
Sulfate	14808-79-8	206	I	1.00	0.500

J The analyte was positively identified, but the quantitation was below the RL
U Not detected at or above adjusted sample detection limit
I Semiquantitative result (out of instrument calibration range)

Sample Number: L0612432-04
Client ID: 35B WW06
Matrix: Water
Workgroup Number: WG230048
Collect Date: 12/14/2006 11:00
Sample Tag: DL02

PrePrep Method: NONE
Prep Method: 300.0
Analytical Method: 300.0
Analyst: JWR
Dilution: 20
Units: mg/L

Instrument: IC2
Prep Date: 12/16/2006 17:56
Cal Date: 12/08/2006 18:15
Run Date: 12/16/2006 17:56
File ID: I2121606.25

Analyte	CAS. Number	Result	Qual	PQL	SQL
Chloride	16887-00-6	137		4.00	2.00
Nitrate	14797-55-8		U	12.0	2.00
Nitrite	14797-65-0		U	8.00	2.00
Sulfate	14808-79-8	236		20.0	10.0

U Not detected at or above adjusted sample detection limit

Sample Number: L0612432-04
Client ID: 35B WW06
Matrix: Water
Workgroup Number: WG230048
Collect Date: 12/14/2006 11:00
Sample Tag: DL01

PrePrep Method: NONE
Prep Method: 300.0
Analytical Method: 300.0
Analyst: JWR
Dilution: 5
Units: mg/L

Instrument: IC2
Prep Date: 12/16/2006 17:03
Cal Date: 12/08/2006 18:15
Run Date: 12/16/2006 17:03
File ID: I2121606.22

Analyte	CAS. Number	Result	Qual	PQL	SQL
Chloride	16887-00-6	136	I	1.00	0.500
Nitrate	14797-55-8		U	3.00	0.500
Nitrite	14797-65-0		U	2.00	0.500
Sulfate	14808-79-8	235		5.00	2.50

U Not detected at or above adjusted sample detection limit
I Semiquantitative result (out of instrument calibration range)

Sample Number: L0612432-04
Client ID: 35B WW06
Matrix: Water
Workgroup Number: WG230117
Collect Date: 12/14/2006 11:00
Sample Tag: 01

PrePrep Method: NONE
Prep Method: 5030B
Analytical Method: 8260B
Analyst: MES
Dilution: 1
Units: ug/L

Instrument: HPMS6
Prep Date: 12/21/2006 19:42
Cal Date: 11/20/2006 14:29
Run Date: 12/21/2006 19:42
File ID: 6M62815

Analyte	CAS. Number	Result	Qual	PQL	SQL
1,1,1-Trichloroethane	71-55-6		U	5.00	0.250
1,1,2,2-Tetrachloroethane	79-34-5		U	5.00	0.125
1,1,2-Trichloro-1,2,2-Trifluoroethane	76-13-1		U	10.0	0.250
1,1,2-Trichloroethane	79-00-5		U	5.00	0.250

Report Number: **L0612432**
Report Date : **December 28, 2006**

00047164

Sample Number: **L0612432-04**
Client ID: **35B WW06**
Matrix: **Water**
Workgroup Number: **WG230117**
Collect Date: **12/14/2006 11:00**
Sample Tag: **01**

PrePrep Method: **NONE**
Prep Method: **5030B**
Analytical Method: **8260B**
Analyst: **MES**
Dilution: **1**
Units: **ug/L**

Instrument: **HPMS6**
Prep Date: **12/21/2006 19:42**
Cal Date: **11/20/2006 14:29**
Run Date: **12/21/2006 19:42**
File ID: **6M62815**

Analyte	CAS. Number	Result	Qual	PQL	SQL
1,1-Dichloroethane	75-34-3		U	5.00	0.125
1,1-Dichloroethene	75-35-4		U	5.00	0.500
1,2,4-Trichlorobenzene	120-82-1		U	5.00	0.200
1,2-Dibromo-3-chloropropane	96-12-8		U	5.00	1.00
1,2-Dibromoethane	106-93-4		U	5.00	0.250
1,2-Dichlorobenzene	95-50-1		U	5.00	0.125
1,2-Dichloroethane	107-06-2		U	5.00	0.250
cis-1,2-Dichloroethene	156-59-2		U	10.0	0.250
trans-1,2-Dichloroethene	156-60-5		U	5.00	0.250
1,2-Dichloropropane	78-87-5		U	5.00	0.200
1,3-Dichlorobenzene	541-73-1		U	5.00	0.250
1,4-Dichlorobenzene	106-46-7		U	5.00	0.125
2-Butanone	78-93-3		U	10.0	2.50
2-Hexanone	591-78-6		U	10.0	2.50
4-Methyl-2-pentanone	108-10-1		U	10.0	2.50
Acetone	67-64-1	8.31	J	10.0	2.50
Benzene	71-43-2		U	5.00	0.125
Bromodichloromethane	75-27-4		U	5.00	0.250
Bromoform	75-25-2		U	5.00	0.500
Bromomethane	74-83-9		U	10.0	0.500
Carbon disulfide	75-15-0		U	5.00	0.500
Carbon tetrachloride	56-23-5		U	5.00	0.250
Chlorobenzene	108-90-7		U	5.00	0.125
Chloroethane	75-00-3		U	10.0	0.500
Chloroform	67-66-3		U	5.00	0.125
Chloromethane	74-87-3		U	10.0	0.250
cis-1,3-Dichloropropene	10061-01-5		U	5.00	0.250
Cyclohexane	110-82-7		U	10.0	0.250
Dibromochloromethane	124-48-1		U	5.00	0.250
Dichlorodifluoromethane	75-71-8		U	10.0	0.250
Ethyl benzene	100-41-4		U	5.00	0.250
Isopropylbenzene	98-82-8		U	5.00	0.250
Methyl acetate	79-20-9		U	10.0	0.250
Methyl tert-butyl ether	1634-04-4		U	5.00	0.500
Methylcyclohexane	108-87-2		U	10.0	0.250
Methylene chloride	75-09-2		U	5.00	0.250
Styrene	100-42-5		U	5.00	0.125
Tetrachloroethene	127-18-4		U	5.00	0.250
Toluene	108-88-3		U	5.00	0.250
trans-1,3-Dichloropropene	10061-02-6		U	5.00	0.500
Trichloroethene	79-01-6		U	5.00	0.250
Trichlorofluoromethane	75-69-4		U	10.0	0.250
Vinyl chloride	75-01-4		U	10.0	0.250
Xylenes, Total	1330-20-7		U	5.00	0.500

Sample Number: L0612432-04
Client ID: 35B WW06
Matrix: Water
Workgroup Number: WG230117
Collect Date: 12/14/2006 11:00
Sample Tag: 01

PrePrep Method: NONE
Prep Method: 5030B
Analytical Method: 8260B
Analyst: MES
Dilution: 1
Units: ug/L

Instrument: HPMS6
Prep Date: 12/21/2006 19:42
Cal Date: 11/20/2006 14:29
Run Date: 12/21/2006 19:42
File ID: 6M62815

Surrogate	% Recovery	Lower	Upper	Qual
1,2-Dichloroethane-d4	99.4	80	120	
Dibromofluoromethane	102	86	118	
p-Bromofluorobenzene	93.2	86	115	
Toluene-d8	101	88	110	

U Not detected at or above adjusted sample detection limit
J The analyte was positively identified, but the quantitation was below the RL

Sample Number: L0612432-04
Client ID: 35B WW06
Matrix: Water
Workgroup Number: WG229899
Collect Date: 12/14/2006 11:00
Sample Tag: 01

PrePrep Method: NONE
Prep Method: 5021
Analytical Method: RSK175
Analyst: JLS
Dilution: 1
Units: ug/L

Instrument: HP16
Prep Date: 12/19/2006 18:55
Cal Date: 09/27/2006 15:29
Run Date: 12/19/2006 18:55
File ID: 16G5652

Analyte	CAS. Number	Result	Qual	PQL	SQL
methane	74-82-8	7.93	B	0.500	0.250
ethene	74-85-1	0.617		0.500	0.250
ethane	74-84-0	1.04		0.500	0.250

B Analyte present in method blank

Sample Number: L0612432-04
Client ID: 35B WW06
Matrix: Water
Workgroup Number: WG229887
Collect Date: 12/14/2006 11:00
Sample Tag: 01

PrePrep Method: NONE
Prep Method: 415.1
Analytical Method: 415.1
Analyst: DIH
Dilution: 1
Units: mg/L

Instrument: TOC-VWP
Prep Date: 12/19/2006 23:49
Cal Date: 01/12/2006 10:36
Run Date: 12/19/2006 23:49
File ID: TC12-19-2006.53

Analyte	CAS. Number	Result	Qual	PQL	SQL
Total Inorganic Carbon		6.65		1.00	0.500

Sample Number: L0612432-04
Client ID: 35B WW06
Matrix: Water
Workgroup Number: WG229887
Collect Date: 12/14/2006 11:00
Sample Tag: 01

PrePrep Method: NONE
Prep Method: 415.1
Analytical Method: 415.1
Analyst: DIH
Dilution: 1
Units: mg/L

Instrument: TOC-VWP
Prep Date: 12/19/2006 23:49
Cal Date: 01/12/2006 10:36
Run Date: 12/19/2006 23:49
File ID: TC12-19-2006.53

Analyte	CAS. Number	Result	Qual	PQL	SQL
Total Organic Carbon		3.11		1.00	0.500

WORKGROUP SUMMARY BY METHOD

WORKGROUP SUMMARY BY METHOD

00047167

Analysis: Total Organic Carbon
Analytical Method: 415.1
Workgroup: WG229887

Lab ID	Client ID	Tclp Date	Prep Date	Analysis Date	Tag	Inst Id	Analyst
L0612432-01	LHSMW-59			12/19/06 22:44	01	TOC-VWP	DIH
L0612432-01	LHSMW-59			12/19/06 22:44	01	TOC-VWP	DIH
L0612432-02	35B WW03			12/19/06 22:58	01	TOC-VWP	DIH
L0612432-02	35B WW03			12/19/06 22:58	01	TOC-VWP	DIH
L0612432-03	35B WW05			12/19/06 23:12	01	TOC-VWP	DIH
L0612432-03	35B WW05			12/19/06 23:12	01	TOC-VWP	DIH
L0612432-04	35B WW06			12/19/06 23:49	01	TOC-VWP	DIH
L0612432-04	35B WW06			12/19/06 23:49	01	TOC-VWP	DIH

Analysis: Total Organic Carbon
Extraction Method: METHOD
Workgroup: WG229887

Lab ID	Client ID	Tclp Date	Prep Date	Analysis Date	Tag	Inst Id	Analyst
L0612432-01	LHSMW-59			12/19/06 22:44	01	TOC-VWP	DIH
L0612432-02	35B WW03			12/19/06 22:58	01	TOC-VWP	DIH
L0612432-03	35B WW05			12/19/06 23:12	01	TOC-VWP	DIH
L0612432-04	35B WW06			12/19/06 23:49	01	TOC-VWP	DIH

Analysis: Dissolved Gases
Analytical Method: RSK175
Workgroup: WG229899

Lab ID	Client ID	Tclp Date	Prep Date	Analysis Date	Tag	Inst Id	Analyst
L0612432-01	LHSMW-59			12/19/06 18:13	01	HP16	JLS
L0612432-02	35B WW03			12/19/06 18:27	01	HP16	JLS
L0612432-03	35B WW05			12/19/06 18:41	01	HP16	JLS
L0612432-04	35B WW06			12/19/06 18:55	01	HP16	JLS

Analysis: Dissolved Gases
Extraction Method: 5021
Workgroup: WG229899

Lab ID	Client ID	Tclp Date	Prep Date	Analysis Date	Tag	Inst Id	Analyst
L0612432-01	LHSMW-59				229899	HP16	JLS
L0612432-02	35B WW03				229899	HP16	JLS
L0612432-03	35B WW05				229899	HP16	JLS
L0612432-04	35B WW06				229899	HP16	JLS

WORKGROUP SUMMARY BY METHOD

00047168

Analysis: Common Anions
Analytical Method: 300.0
Workgroup: WG230048

Lab ID	Client ID	Tclp Date	Prep Date	Analysis Date	Tag	Inst Id	Analyst
L0612432-01	LHSMW-59			12/16/06 15:19	01	IC2	JWR
L0612432-01	LHSMW-59			12/16/06 18:13	DL01	IC2	JWR
L0612432-01	LHSMW-59			12/16/06 18:31	DL02	IC2	JWR
L0612432-02	35B WW03			12/16/06 15:54	01	IC2	JWR
L0612432-02	35B WW03			12/16/06 19:05	DL01	IC2	JWR
L0612432-03	35B WW05			12/16/06 15:36	01	IC2	JWR
L0612432-03	35B WW05			12/16/06 18:48	DL01	IC2	JWR
L0612432-04	35B WW06			12/16/06 15:02	01	IC2	JWR
L0612432-04	35B WW06			12/16/06 17:03	DL01	IC2	JWR
L0612432-04	35B WW06			12/16/06 17:56	DL02	IC2	JWR

Analysis: Common Anions
Extraction Method: METHOD
Workgroup: WG230048

Lab ID	Client ID	Tclp Date	Prep Date	Analysis Date	Tag	Inst Id	Analyst
L0612432-01	LHSMW-59		12/16/06 13:52			FILTER	JWR
L0612432-02	35B WW03		12/16/06 13:52			FILTER	JWR
L0612432-03	35B WW05		12/16/06 13:52			FILTER	JWR
L0612432-04	35B WW06		12/16/06 13:52			FILTER	JWR

Analysis: Special List - 8260
Analytical Method: 8260B
Workgroup: WG230113

Lab ID	Client ID	Tclp Date	Prep Date	Analysis Date	Tag	Inst Id	Analyst
L0612432-01	LHSMW-59			12/21/06 21:01	01	HPMS11	MES

Analysis: Special List - 8260
Extraction Method: 5030B
Workgroup: WG230113

Lab ID	Client ID	Tclp Date	Prep Date	Analysis Date	Tag	Inst Id	Analyst
L0612432-01	LHSMW-59				230113	HPMS11	MES

WORKGROUP SUMMARY BY METHOD

00047169

Analysis: Special List - 8260
Analytical Method: 8260B
Workgroup: WG230117

Lab ID	Client ID	Tclp Date	Prep Date	Analysis Date	Tag	Inst Id	Analyst
L0612432-02	35B WW03			12/21/06 18:38	01	HPMS6	MES
L0612432-03	35B WW05			12/21/06 19:10	01	HPMS6	MES
L0612432-04	35B WW06			12/21/06 19:42	01	HPMS6	MES

Analysis: Special List - 8260
Extraction Method: 5030B
Workgroup: WG230117

Lab ID	Client ID	Tclp Date	Prep Date	Analysis Date	Tag	Inst Id	Analyst
L0612432-02	35B WW03				230117	HPMS6	CMS
L0612432-03	35B WW05				230117	HPMS6	CMS
L0612432-04	35B WW06				230117	HPMS6	CMS

Kemron Environmental Services
Analyst Listing
December 28, 2006

AJF - AMANDA J. FICKIESEN
ALB - ANNIE L. BOCK
ALT - ANN L. THAYER
ARA - ADRIAN R. ACHTERMANN
ASP - AARON S. PETRIE
BRG - BRENDA R. GREGORY
CAA - CASSIE A. AUGENSTEIN
CAF - CHERYL A. FLOWERS
CAK - CHERYL A. KOELSCH
CEB - CHAD E. BARNES
CFB - CHAD F. BOOK
CLC - CHRYS L. CRAWFORD
CLS - CARA L. STRICKLER
CLW - CHARISSA L. WINTERS
CM - CHARLIE MARTIN
CMS - CRYSTAL M. STEPHENS
CPD - CHAD P. DAVIS
CSA - LUCINDA S. ARNOLD
CSH - CHRIS S. HILL
DAS - DALLAS A. SULLIVAN
DD - DIANE M. DENNIS
DDE - DEBRA D. ELLIOTT
DEL - DON E. LIGHTFRITZ
DEV - DAVID E. VANDENBERG
DGB - DOUGLAS G. BUTCHER
DIH - DEANNA I. HESSON
DLB - DAVID L. BUMGARNER
DLP - DOROTHY L. PAYNE
DLR - DIANNA L. RAUCH
DR - DEANNA ROBERTS
DRP - DAVE R. PITZER
DSF - DEBRA S. FREDERICK
DSM - DAVID S. MOSSOR
DST - DENNIS S. TEPE
ECL - ERIC C. LAWSON
ED - EMILY E. DECKER
FJB - FRANCES J. BOLDEN
HAV - HEMA VILASAGAR
JAL - JOHN A. LENT
JKT - JANE K. THOMPSON
JLS - JANICE L. SCHIMMEL
JNB - JOSHUA N. BOOTH
JS - JENNIFER L. SOUTHALL
JWR - JOHN W. RICHARDS
JWS - JACK W. SHEAVES
JYH - JI Y. HU
KCZ - KEVIN C. ZUMBRO
KEB - KATHRYN E. BARNES
KHR - KIM H. RHODES
KRA - KATHY R. ALBERTSON
LKN - LINDA K. NEDEFF
LSB - LESLIE S. BUCINA
MDA - MIKE D. ALBERTSON
MDC - MICHAEL D. COCHRAN
MES - MARY E. SCHILLING
MKZ - MARILYN K. ZUMBRO
MLR - MARY L. ROCHOTTE
MLS - MICHAEL L. SCHIMMEL
MMB - MAREN M. BEERY
MSW - MATT S. WILSON
NJB - NATALIE J. BOOTH
PAS - PATRICK A. STREET
PJM - PAUL J. MILLER
RB - ROBERT BUCHANAN
REK - ROBERT E. KYER
RNP - RICK N. PETTY
RWC - RODNEY W. CAMPBELL
SLM - STEPHANIE L. MOSSBURG
SLP - SHERI L. PFALZGRAF
SMH - SHAUNA M. HYDE
TMB - TIFFANY M. BAILEY
TMM - TAMMY M. MORRIS
VC - VICKI COLLIER
WFM - WALTER F. MARTIN

KEMRON Environmental Services

List of Valid Qualifiers

December 28, 2006

00047171

Qualkey: STD

Qualifier	Description
*	Surrogate or spike compound out of range
+	Correlation coefficient for the MSA is less than 0.995
<	Result is less than the associated numerical value.
>	Result is greater than the associated numerical value.
A	See the report narrative
B	Analyte present in method blank
C	Confirmed by GC/MS
CG	Confluent growth
DL	Surrogate or spike compound was diluted out
E	Estimated concentration due to sample matrix interference
EDL	Elevated sample reporting limits, presence of non-target analytes
EMPC	Estimated Maximum Possible Concentration
FL	Free Liquid
I	Semiquantitative result (out of instrument calibration range)
J	The analyte was positively identified, but the quantitation was below the RL
J,B	Analyte detected in both the method blank and sample above the MDL.
J,P	ESTIMATE & COLUMNS DON'T AGREE TO WITHIN 40%
L	Sample reporting limits elevated due to matrix interference
M	Matrix effect; the concentration is an estimate due to matrix effect.
N	Tentatively identified compound(TIC)
NA	Not applicable
ND	Not detected at or above the reporting limit
NF	Not found by library search
NFL	No free liquid
NI	Non-ignitable
NR	Analyte is not required to be analyzed
NS	Not spiked
P	Concentrations >40% difference between the two GC columns
Q	One or more quality control criteria fail. See narrative.
QNS	Quantity of sample not sufficient to perform analysis
RA	Reanalysis confirms reported results
RE	Reanalysis confirms sample matrix interference
S	Analyzed by method of standard addition
SMI	Sample matrix interference on surrogate
SP	Reported results are for spike compounds only
TIC	Library Search Compound
TNTC	Too numerous to count
U	Undetected; the concentration is below the reported MDL.
UJ	Undetected; the MDL and RL are estimated due to quality control discrepancies.
W	Post-digestion spike for furnace AA out of control limits
X	Exceeds regulatory limit
Z	Cannot be resolved from isomer - see below

*****Special Notes for Organic Analytes**

1. Acrolein and acrylonitrile by method 624 are semi-quantitative screens only.
2. 1,2-Diphenylhydrazine is unstable and is reported as azobenzene.
3. N-nitrosodiphenylamine cannot be separated from diphenylamine.
4. 3-Methylphenol and 4-Methylphenol are unresolvable compounds.
5. m-Xylene and p-Xylene are unresolvable compounds.
6. The reporting limits for Appendix II/IX compounds by method 8270 are based on EPA estimated PQLs referenced in 40 CFR Part 264, Appendix IX. They are not always achievable for every compound an are matrix dependent.

Organic QA/QC

KEMRON Environmental Services
Data Checklist

00047173

Date: 20-NOV-2006
Analyst: CMS
Analyst: NA
Method: 8260B/624
Instrument: HPMS6
Curve Workgroup: NA
Runlog ID: 13467
Analytical Workgroups: WG227929;WG228019

System Performance Check	X
BFB	X
Initial Calibration	X
Average RF	X
Linear Reg or Higher Order Curve	X
Second Source standard % Difference	X
Continuing Calibration /Check Standards	X
Project/Client Specific Requirements	X
Special Standards	NA
Blanks	X
TCL's	X
Surrogates	X
LCS (Laboratory Control Sample)	X
Recoveries	X
Surrogates	X
MS/MSD/Duplicates	NA
Samples	X
TCL Hits	X
Spectra of TCL Hits	X
Surrogates	X
Internal Standards Criteria	X
Library Searches	NA
Calculations & Correct Factors	X
Dilutions Run	X
Reruns	X
Manual Integrations	X
Case Narrative	X
Results Reporting/Data Qualifiers	X
KOBRA Workgroup Data	X
Check for Completeness	X
Primary Reviewer	CMS
Secondary Reviewer	MDA
Check for compliance with method and project specific requirements	X
Check the completeness of reported information	X
Check the information for the report narrative	X
Check the reasonableness of the results	X

Primary Reviewer:
21-NOV-2006

Secondary Reviewer:
22-NOV-2006

Generated: NOV-29-2006 09:17:11

KEMRON Environmental Services
Data Checklist

00047174

Date: 28-NOV-2006
Analyst: CMS
Analyst: NA
Method: 8260B/624
Instrument: HPMS11
Curve Workgroup: NA
Runlog ID: 13560
Analytical Workgroups: WG228336;WG228416

System Performance Check	X
BFB	X
Initial Calibration	X
Average RF	X
Linear Reg or Higher Order Curve	X
Second Source standard % Difference	X
Continuing Calibration /Check Standards	X
Project/Client Specific Requirements	X
Special Standards	NA
Blanks	X
TCL's	X
Surrogates	X
LCS (Laboratory Control Sample)	X
Recoveries	X
Surrogates	X
MS/MSD/Duplicates	NA
Samples	X
TCL Hits	X
Spectra of TCL Hits	X
Surrogates	X
Internal Standards Criteria	X
Library Searches	NA
Calculations & Correct Factors	X
Dilutions Run	X
Reruns	X
Manual Integrations	X
Case Narrative	X
Results Reporting/Data Qualifiers	X
KOBRA Workgroup Data	X
Check for Completeness	X
Primary Reviewer	CMS
Secondary Reviewer	MDA
Check for compliance with method and project specific requirements	X
Check the completeness of reported information	X
Check the information for the report narrative	X
Check the reasonableness of the results	X

Primary Reviewer:
29-NOV-2006

Secondary Reviewer:
29-NOV-2006

Generated: NOV-29-2006 14:59:24

KEMRON Environmental Services
Data Checklist

00047175

Date: 21-DEC-2006
Analyst: MES
Analyst: SMH
Method: 8260
Instrument: HPMS11
Curve Workgroup: NA
Runlog ID: 13935
Analytical Workgroups: WG230113

System Performance Check	NA
BFB	X
Initial Calibration	X
Average RF	X
Linear Reg or Higher Order Curve	X
Second Source standard % Difference	X
Continuing Calibration /Check Standards	X
Project/Client Specific Requirements	X
Special Standards	NA
Blanks	X
TCL's	X
Surrogates	X
LCS (Laboratory Control Sample)	X
Recoveries	X
Surrogates	X
MS/MSD/Duplicates	NA
Samples	X
TCL Hits	X
Spectra of TCL Hits	X
Surrogates	X
Internal Standards Criteria	X
Library Searches	NA
Calculations & Correct Factors	X
Dilutions Run	X
Reruns	X
Manual Integrations	X
Case Narrative	X
Results Reporting/Data Qualifiers	X
KOBRA Workgroup Data	X
Check for Completeness	X
Primary Reviewer	MES
Secondary Reviewer	MDA
Check for compliance with method and project specific requirements	X
Check the completeness of reported information	X
Check the information for the report narrative	X
Check the reasonableness of the results	X

Primary Reviewer:
27-DEC-2006

Secondary Reviewer:
28-DEC-2006

Generated: DEC-28-2006 08:27:38

KEMRON Environmental Services
Data Checklist

00047176

Date: 21-DEC-2006
Analyst: MES
Analyst: CMS
Method: 8260B
Instrument: HPMS6
Curve Workgroup: NA
Runlog ID: 13932
Analytical Workgroups: WG230117

System Performance Check	X
BFB	X
Initial Calibration	X
Average RF	X
Linear Reg or Higher Order Curve	X
Second Source standard % Difference	X
Continuing Calibration /Check Standards	X
Project/Client Specific Requirements	X
Special Standards	NA
Blanks	X
TCL's	X
Surrogates	X
LCS (Laboratory Control Sample)	X
Recoveries	X
Surrogates	X
MS/MSD/Duplicates	X
Samples	X
TCL Hits	X
Spectra of TCL Hits	X
Surrogates	X
Internal Standards Criteria	X
Library Searches	NA
Calculations & Correct Factors	X
Dilutions Run	X
Reruns	X
Manual Integrations	X
Case Narrative	X
Results Reporting/Data Qualifiers	X
KOBRA Workgroup Data	X
Check for Completeness	X
Primary Reviewer	CMS
Secondary Reviewer	MDA
Check for compliance with method and project specific requirements	X
Check the completeness of reported information	X
Check the information for the report narrative	X
Check the reasonableness of the results	X

Primary Reviewer:
27-DEC-2006

Secondary Reviewer:
28-DEC-2006

Generated: DEC-28-2006 08:11:40

KEMRON Environmental Services

Instrument Run Log

00047177

Instrument: HPMS6 Dataset: 112006
Analyst1: CMS Analyst2: NA
Method: 8260B SOP: MSV01 Rev: 10
Method: 624 SOP: MSV10 Rev: 9
Method: 5030B SOP: PAT01 Rev: 10
Maintenance Log ID: 16762

Internal Standard: STD16289 Surrogate Standard: STD16354
CCV: STD16437 LCS: STD16443 MS/MSD: NA

Column 1 ID: RTX502.2 Column 2 ID: NA
Workgroups: WG227929;WG228019

Comments:

Seq.	File ID	Sample Information	pH	Mat	Dil	Reference	Date/Time
1	6M62035	SYSTEM BLANK	NA	1	1		11/20/06 08:03
2	6M62036	SYSTEM BLANK	NA	1	1		11/20/06 08:35
3	6M62037	WG227929-01 BFB 50ng STD 8260	NA	1	1	STD16160	11/20/06 09:10
4	6M62038	WG227929-02 0.30ug/L STD 8260	NA	1	1	STD16437	11/20/06 09:38
5	6M62039	WG227929-03 0.40ug/L STD 8260	NA	1	1	STD16437	11/20/06 10:10
6	6M62040	WG227929-04 1ug/L STD 8260	NA	1	1	STD16437	11/20/06 10:43
7	6M62041	WG227929-05 2ug/L STD 8260	NA	1	1	STD16437	11/20/06 11:15
8	6M62042	WG227929-06 5ug/L STD 8260	NA	1	1	STD16437	11/20/06 11:47
9	6M62043	WG227929-07 20ug/L STD 8260	NA	1	1	STD16437	11/20/06 12:19
10	6M62044	WG227929-08 50ug/L STD 8260	NA	1	1	STD16437	11/20/06 12:52
11	6M62045	WG227929-09 100ug/L STD 8260	NA	1	1	STD16437	11/20/06 13:24
12	6M62046	WG227929-10 150ug/L STD 8260	NA	1	1	STD16437	11/20/06 13:57
13	6M62047	WG227929-11 200ug/L STD 8260	NA	1	1	STD16437	11/20/06 14:29
14	6M62049	SYSTEM BLANK	NA	1	1		11/20/06 15:34
15	6M62050	WG227929-12 20ug/L LCS STD 8260	NA	1	1	STD16443	11/20/06 16:09
16	6M62051	WG227929-12 20ug/L LCS STD 8260	NA	1	1	STD16443	11/20/06 17:01
17	6M62052	WG228018-01 BFB 50ng STD 8260	NA	1	1	STD16160	11/20/06 17:31
18	6M62053	WG228018-01 BFB 50ng STD 8260	NA	1	1	STD16160	11/20/06 18:00
19	6M62054	WG228018-02 50ug/L STD 8260	NA	1	1	STD16437	11/20/06 18:27
20	6M62055	WG228019-01 VBLK1120 BLANK 8260	NA	1	1		11/20/06 18:59
21	6M62056	WG228019-02 20ug/L LCS STD 8260	NA	1	1	STD16443	11/20/06 19:32
22	6M62057	WG228019-03 20ug/L LCSDUP STD 8260	NA	1	1	STD16443	11/20/06 20:04
23	6M62058	WG228019-04 FBLK1113 FLUID BLK	NA	18	1		11/20/06 20:36
24	6M62059	L0611351-11 A 826-SPE	<2	1	1		11/20/06 21:09
25	6M62060	L0611355-07 A 826-SPE	<2	1	1		11/20/06 21:41
26	6M62061	L0611356-08 A 826-SPE	<2	1	1		11/20/06 22:14
27	6M62062	L0611321-09 A 826-SPE	<2	1	1		11/20/06 22:48
28	6M62063	L0611321-01 A 826-SPE/826-LS	=6	1	1		11/20/06 23:21
29	6M62064	L0611321-02 A 826-SPE/826-LS	<2	1	1		11/20/06 23:53
30	6M62065	L0611321-04 A 826-SPE/826-LS	<2	1	1		11/21/06 00:26
31	6M62066	L0611321-06 A 826-SPE/826-LS	<2	1	1		11/21/06 00:58
32	6M62067	L0611321-07 A 826-SPE/826-LS	<2	1	1		11/21/06 01:30

Approved: November 22, 2006

KEMRON Environmental Services

Instrument Run Log

00047178

Instrument: HPMS6 Dataset: 112006
Analyst1: CMS Analyst2: NA
Method: 8260B SOP: MSV01 Rev: 10
Method: 624 SOP: MSV10 Rev: 9
Method: 5030B SOP: PAT01 Rev: 10
Maintenance Log ID: 16762

Internal Standard: STD16289 Surrogate Standard: STD16354
CCV: STD16437 LCS: STD16443 MS/MSD: NA

Column 1 ID: RTX502.2 Column 2 ID: NA
Workgroups: WG227929;WG228019

Seq.	File ID	Sample Information	pH	Mat	Dil	Reference	Date/Time
33	6M62068	L0611355-01 A 826-SPE	<2	1	1		11/21/06 02:04
34	6M62069	L0611355-02 A 826-SPE	<2	1	1		11/21/06 02:37
35	6M62070	L0611355-03 A 826-SPE	<2	1	1		11/21/06 03:11
36	6M62071	L0611355-04 A 826-SPE	<2	1	1		11/21/06 03:44
37	6M62072	L0611355-05 A 826-SPE	<2	1	1		11/21/06 04:16
38	6M62073	L0611355-06 A 826-SPE	<2	1	1		11/21/06 04:48
39	6M62074	L0611351-08 A 10X 826-SPE/826-LS	=2.5	1	10		11/21/06 05:20
40	6M62075	L0611351-09 A 10X 826-SPE/826-LS D1	<2	1	10		11/21/06 05:53
41	6M62076	SYSTEM BLANK	NA	1	1		11/21/06 06:27
42	6M62077	WG228019-05 624 BLANK	NA	2	1		11/21/06 07:01
43	6M62078	L0611478-01 A 624-SPE	<2	2	1		11/21/06 07:34
44	6M62079	L0611478-02 A 624-SPE	<2	2	1		11/21/06 08:08

Comments

Seq.	Rerun	Dil.	Reason	Analytes
15	X			
File ID: 6M62050				
	RR-2-Butanone high-DNR			
17	X			
File ID: 6M62052				
	Tune failed/DNR			
40	X	2	Analyzed too dilute	
File ID: 6M62075				
	D1 if needed			

Approved: November 22, 2006

Page: 2 of 2

KEMRON Environmental Services

Instrument Run Log

00047179

Instrument: HPMS11 Dataset: 112806

Analyst1: CMS Analyst2: NA

Method: 8260B SOP: MSV01 Rev: 10

Method: 624 SOP: MSV10 Rev: 9

Method: 5030B SOP: PAT01 Rev: 10

Maintenance Log ID: 16856

Internal Standard: STD16509 Surrogate Standard: STD16510

CCV: STD16549 LCS: STD16525 MS/MSD: NAWG228336;WG22841

Column 1 ID: RTX502.2 Column 2 ID: NA

Workgroups: WG228336;WG228416

Comments:

Seq.	File ID	Sample Information	pH	Mat	Dil	Reference	Date/Time
1	11M38433	SYSTEM BLANK	NA	1	1		11/28/06 07:49
2	11M38434	WG228336-01 BFB 50ng STD 8260	NA	1	1	STD16160	11/28/06 08:17
3	11M38435	WG228336-02 0.30ug/L STD 8260	NA	1	1	STD16549	11/28/06 08:46
4	11M38436	WG228336-03 0.40ug/L STD 8260	NA	1	1	STD16549	11/28/06 09:17
5	11M38437	WG228336-04 1ug/L STD 8260	NA	1	1	STD16549	11/28/06 09:51
6	11M38438	WG228336-05 2ug/L STD 8260	NA	1	1	STD16549	11/28/06 10:22
7	11M38439	WG228336-06 5ug/L STD 8260	NA	1	1	STD16549	11/28/06 10:53
8	11M38440	WG228336-07 20ug/L STD 8260	NA	1	1	STD16549	11/28/06 11:24
9	11M38441	WG228336-08 50ug/L STD 8260	NA	1	1	STD16549	11/28/06 11:54
10	11M38442	WG228336-09 100ug/L STD 8260	NA	1	1	STD16549	11/28/06 12:25
11	11M38443	WG228336-10 200ug/L STD 8260	NA	1	1	STD16549	11/28/06 12:56
12	11M38444	SYSTEM BLANK	NA	1	1		11/28/06 13:27
13	11M38445	SYSTEM BLANK	NA	1	1		11/28/06 13:58
14	11M38446	WG228336-11 20ug/L ALT SOURCE STD 8	NA	1	1	STD16525	11/28/06 14:28
15	11M38447	WG228415-01 BFB 50ng STD 8260	NA	1	1	STD16160	11/28/06 14:59
16	11M38448	WG228415-02 50ug/L STD 8260	NA	1	1	STD16549	11/28/06 15:28
17	11M38449	WG228416-01 VBLK1128 BLANK 8260	NA	1	1		11/28/06 15:59
18	11M38450	WG228416-02 20ug/L LCS STD 8260	NA	1	1	STD16525	11/28/06 16:30
19	11M38451	WG228416-03 20ug/L LCSDUP STD 8260	NA	1	1	STD16525	11/28/06 17:01
20	11M38452	L0611600-07 A 826-SPE	<2	1	1		11/28/06 17:32
21	11M38453	L0611489-04 A 826-SPE	<2	1	1		11/28/06 18:03
22	11M38454	L0611477-11 A 826-SPE1	<2	1	1		11/28/06 18:34
23	11M38455	L0611490-05 A 826-LOW	<2	1	1		11/28/06 19:04
24	11M38456	L0611490-08 A 826-LOW	<2	1	1		11/28/06 19:35
25	11M38457	L0611490-06 A 826-LOW	<2	1	1		11/28/06 20:07
26	11M38458	L0611511-01 A 826-SPE	<2	1	1		11/28/06 20:37
27	11M38459	L0611511-02 A 826-SPE	<2	1	1		11/28/06 21:08
28	11M38460	L0611511-03 A 826-SPE	<2	1	1		11/28/06 21:39
29	11M38461	L0611511-04 A 826-SPE	<2	1	1		11/28/06 22:10
30	11M38462	L0611511-05 A 826-SPE	<2	1	1		11/28/06 22:41
31	11M38463	L0611511-06 A 826-SPE	<2	1	1		11/28/06 23:12
32	11M38464	L0611511-07 A 826-SPE	<2	1	1		11/28/06 23:43

Approved: November 29, 2006

KEMRON Environmental Services

Instrument Run Log

00047180

Instrument: HPMS11 Dataset: 112806
Analyst1: CMS Analyst2: NA
Method: 8260B SOP: MSV01 Rev: 10
Method: 624 SOP: MSV10 Rev: 9
Method: 5030B SOP: PAT01 Rev: 10
Maintenance Log ID: 16856

Internal Standard: STD16509 Surrogate Standard: STD16510
CCV: STD16549 LCS: STD16525 MS/MSD: NAWG228336;WG22841

Column 1 ID: RTX502.2 Column 2 ID: NA
Workgroups: WG228336;WG228416

Seq.	File ID	Sample Information	pH	Mat	Dil	Reference	Date/Time
33	11M38465	L0611477-07 A 826-SPE1	<2	1	1		11/29/06 00:13
34	11M38466	L0611477-08 A 826-SPE1	<2	1	1		11/29/06 00:44
35	11M38467	L0611477-09 A 826-SPE1	<2	1	1		11/29/06 01:15
36	11M38468	L0611477-10 A 826-SPE1	<2	1	1		11/29/06 01:45
37	11M38469	L0611588-02 A 100X 8260	<2	1	100		11/29/06 02:16
38	11M38470	L0611588-01 A 100X 8260	NA	12	100		11/29/06 02:47
39	11M38471	SYSTEM BLANK	NA	1	1		11/29/06 03:17

Comments

Seq.	Rerun	Dil.	Reason	Analytes
33	X	5	Over Calibration Range	TCE
File ID: 11M38465				
35	X	10	Over Calibration Range	EB, m+p-Xyl., 1,2,4-TMB
File ID: 11M38467				
36	X		Carry-over contamination	
File ID: 11M38468				
	DNR			
37	X		Analyzed too dilute	
File ID: 11M38469				
	DNR			
38	X	5	Analyzed too dilute	
File ID: 11M38470				
	DNR			

Approved: November 29, 2006

KEMRON Environmental Services

Instrument Run Log

00047181

Instrument: HPMS11 Dataset: 122106

Analyst1: MES Analyst2: SMH

Method: 8260B SOP: MSV01 Rev: 10

Method: 5030/5035 SOP: PAT01 Rev: 10

Maintenance Log ID: 17195

Internal Standard: STD16956 Surrogate Standard: STD16828

CCV: STD16777 LCS: STD16781 MS/MSD: NA

Column 1 ID: RTX502.2 Column 2 ID: NA

Workgroups: WG230113

Comments:

Seq.	File ID	Sample Information	pH	Mat	Dil	Reference	Date/Time
1	11M39030	SYSTEM BLANK	NA	1	1		12/21/06 08:47
2	11M39031	WG230112-01 50NG BFB STD 8260	NA	1	1	STD16662	12/21/06 09:17
3	11M39032	WG230112-02 50UG/L WATER STD 8260	NA	1	1	STD16777	12/21/06 09:40
4	11M39033	WG230113-01 VBLK 1221 BLANK 8260	NA	1	1		12/21/06 10:11
5	11M39034	WG230113-02 20UG/L LCS 8260	NA	1	1	STD16781	12/21/06 10:41
6	11M39035	WG230113-03 20UG/L LCS DUP 8260	NA	1	1	STD16781	12/21/06 11:12
7	11M39036	L0612413-08 B D1 50X 8260	<2	1	50		12/21/06 12:16
8	11M39037	L0612413-12 B D1 50X 8260	<2	1	50		12/21/06 12:47
9	11M39038	L0612413-16 B D1 5X 8260	<2	1	5		12/21/06 13:18
10	11M39039	L0612297-08 C D1 1000X 826-SPE	<2	1	1000		12/21/06 13:49
11	11M39040	L0612386-05 A 826-SPE	<2	1	1		12/21/06 14:20
12	11M39041	L0612407-01 A 826-SPE	<2	1	1		12/21/06 14:51
13	11M39042	L0612386-01 A 826-SPE	2.2	1	1		12/21/06 15:21
14	11M39043	L0612386-02 A 826-SPE	5	1	1		12/21/06 15:52
15	11M39044	L0612386-03 A 826-SPE	7	1	1		12/21/06 16:23
16	11M39045	L0612407-02 A 826-SPE	<2	1	1		12/21/06 16:54
17	11M39046	L0612407-03 A 826-SPE	<2	1	1		12/21/06 17:25
18	11M39047	L0612440-03 A 8260	<2	1	1		12/21/06 17:56
19	11M39048	L0612438-01 A 10X 826-TC	NA	17	10		12/21/06 18:27
20	11M39049	L0612438-02 A 10X 826-TC	NA	17	10		12/21/06 18:57
21	11M39050	L0612438-03 A 10X 826-TC	NA	17	10		12/21/06 19:28
22	11M39051	L0612377-11 A 826-SPE	<2	1	1		12/21/06 19:59
23	11M39052	L0612377-16 A 826-SPE	<2	1	1		12/21/06 20:30
24	11M39053	L0612432-01 A 826-SPE	<2	1	1		12/21/06 21:01
25	11M39054	SYSTEM BLANK	NA	1	1		12/21/06 21:32
26	11M39055	L0612214-02 B GC CONF 50x	NA	1	50		12/21/06 22:03
27	11M39056	SYSTEM BLANK	NA	1	1		12/21/06 22:34
28	11M39057	SYSTEM BLANK	NA	1	1		12/21/06 23:05

Comments

Seq.	Rerun	Dil.	Reason	Analytes

Approved: December 28, 2006

KEMRON Environmental Services

Instrument Run Log

00047182

Instrument: HPMS11 Dataset: 122106

Analyst1: MES Analyst2: SMH

Method: 8260B SOP: MSV01 Rev: 10

Method: 5030/5035 SOP: PAT01 Rev: 10

Maintenance Log ID: 17195

Internal Standard: STD16956 Surrogate Standard: STD16828

CCV: STD16777 LCS: STD16781 MS/MSD: NA

Column 1 ID: RTX502.2 Column 2 ID: NA

Workgroups: WG230113

Comments

Seq.	Rerun	Dil.	Reason	Analytes
15	X	10	Over Calibration Range	chloroform
File ID: 11M39044				
18	X	100	Over Calibration Range	naphthalene
File ID: 11M39047				

Approved: December 28, 2006

KEMRON Environmental Services

Instrument Run Log

00047183

Instrument: HPMS6 Dataset: 122106

Analyst1: MES Analyst2: CMS

Method: 8260B SOP: MSV01 Rev: 10

Method: 5030B SOP: PAT01 Rev: 10

Maintenance Log ID: 17192

Internal Standard: STD16633 Surrogate Standard: STD16663

CCV: STD16803 LCS: STD16781 MS/MSD: STD16781

Column 1 ID: RTX502.2 Column 2 ID: NA

Workgroups: WG230117

Comments:

Seq.	File ID	Sample Information	pH	Mat	Dil	Reference	Date/Time
1	6M62794	SYSTEM BLANK	NA	1	1		12/21/06 08:41
2	6M62795	WG230116-01 BFB 50ng STD 8260	NA	1	1	STD16662	12/21/06 09:21
3	6M62796	WG230116-01 BFB 50ng STD 8260	NA	1	1	STD16662	12/21/06 09:35
4	6M62797	WG230116-02 50ug/L STD 8260	NA	1	1	STD16803	12/21/06 09:59
5	6M62798	WG230116-02 50ug/L STD 8260	NA	1	1	STD16803	12/21/06 10:31
6	6M62799	WG230117-01 VBLK1221 BLANK 8260	NA	1	1		12/21/06 11:03
7	6M62800	WG230117-02 20ug/L LCS 8260	NA	1	1	STD16781	12/21/06 11:36
8	6M62801	L0612321-03 B 25X 826-SPE3 D1	<2	1	25		12/21/06 12:09
9	6M62802	L0612401-01 A 826-LOW	=4	1	1		12/21/06 12:41
10	6M62803	L0612416-04 A 8260	<2	1	1		12/21/06 13:14
11	6M62804	L0612352-02 A 826-LOW	<2	1	1		12/21/06 13:46
12	6M62805	L0612377-17 A 826-SPE	<2	1	1		12/21/06 14:18
13	6M62806	WG230117-03 L0612377-01 A 826-SPE	<2	1	1		12/21/06 14:51
14	6M62807	WG230117-04 L0612377-09 MS A 826-SP	<2	1	1	STD16781	12/21/06 15:23
15	6M62808	WG230117-05 L0612377-10 MSD A 826-S	<>2	1	1	STD16781	12/21/06 15:56
16	6M62809	L0612287-01 A 10X 826-TC	<2	17	10		12/21/06 16:28
17	6M62810	L0612440-04 A 8260	<2	1	1		12/21/06 17:01
18	6M62811	L0612448-01 A 826-BETX	=7	1	1		12/21/06 17:33
19	6M62812	L0612448-02 A 826-BETX	<2	1	1		12/21/06 18:05
20	6M62813	L0612432-02 A 826-SPE	<2	1	1		12/21/06 18:38
21	6M62814	L0612432-03 A 826-SPE	<2	1	1		12/21/06 19:10
22	6M62815	L0612432-04 A 826-SPE	<2	1	1		12/21/06 19:42
23	6M62816	L0612416-01 A 8260	<2	1	1		12/21/06 20:14
24	6M62817	L0612416-02 A 8260	=2.5	1	1		12/21/06 20:47
25	6M62818	L0612352-01 A 10X 826-LOW	=7	1	1		12/21/06 21:19
26	6M62819	SYSTEM BLANK	NA	1	1		12/21/06 21:51
27	6M62820	SYSTEM CHECK	NA	1	1		12/21/06 22:23
28	6M62821	SYSTEM CHECK	NA	1	1		12/21/06 22:56

Comments

Seq.	Rerun	Dil.	Reason	Analytes

Approved: December 28, 2006

KEMRON Environmental Services

Instrument Run Log

00047184

Instrument: HPMS6 Dataset: 122106

Analyst1: MES Analyst2: CMS

Method: 8260B SOP: MSV01 Rev: 10

Method: 5030B SOP: PAT01 Rev: 10

Maintenance Log ID: 17192

Internal Standard: STD16633 Surrogate Standard: STD16663

CCV: STD16803 LCS: STD16781 MS/MSD: STD16781

Column 1 ID: RTX502.2 Column 2 ID: NA

Workgroups: WG230117

Comments

Seq.	Rerun	Dil.	Reason	Analytes
2	X			
File ID: 6M62795				
	Tune failed/DNR			
4	X		Check Standard Failure	
File ID: 6M62797				
	DNR			
9	X	10	Over Calibration Range	MTBE
File ID: 6M62802				
17	X	100	Over Calibration Range	Naph.
File ID: 6M62810				
25	X		Analyzed too dilute	
File ID: 6M62818				
	DNR			

Approved: December 28, 2006

KEMRON Environmental Services
HOLDING TIMES
EQUIVALENT TO AFCEE FORM 9

00047185

Analytical Method: 8260B

AAB#: WG230113

Login Number: L0612432

Client ID	Date Collected	Date Received	Date Extracted	Max Hold Time Ext.	Time Held Ext.	Date Analyzed	Max Hold Time Anal	Time Held Anal.	Q
LHSMW-59	12/13/06	12/16/06	12/21/06	14	8.28	12/21/06	14	8.28	

* EXT = SEE PROJECT QAPP REQUIREMENTS
*ANAL = SEE PROJECT QAPP REQUIREMENTS

KEMRON FORMS - Modified 11/20/2006
Version 1.5 PDF File ID: 657677
Report generated 12/28/2006 11:14

KEMRON Environmental Services
HOLDING TIMES
EQUIVALENT TO AFCEE FORM 9

00047186

Analytical Method: 8260B

AAB#: WG230117

Login Number: L0612432

Client ID	Date Collected	Date Received	Date Extracted	Max Hold Time Ext.	Time Held Ext.	Date Analyzed	Max Hold Time Anal	Time Held Anal.	Q
35B WW05	12/14/06	12/16/06	12/21/06	14	7.40	12/21/06	14	7.40	
35B WW06	12/14/06	12/16/06	12/21/06	14	7.36	12/21/06	14	7.36	
35B WW03	12/14/06	12/16/06	12/21/06	14	7.19	12/21/06	14	7.19	

* EXT = SEE PROJECT QAPP REQUIREMENTS
*ANAL = SEE PROJECT QAPP REQUIREMENTS

KEMRON FORMS - Modified 11/20/2006
Version 1.5 PDF File ID: 657677
Report generated 12/28/2006 11:14

KEMRON Environmental Services

SURROGATE STANDARDS

00047187

Login Number: L0612432
Instrument Id: HPMS11
Workgroup (AAB#): WG230113

Method: 8260
CAL ID: HPMS11-28-NOV-06
Matrix: Water

Sample Number	Dilution	Tag	1	2	3	4
L0612432-01	1.00	01	97.8	98.6	88.3	91.9
WG230113-01	1.00	01	92.9	96.2	89.0	93.4
WG230113-02	1.00	01	92.7	96.8	88.5	92.2
WG230113-03	1.00	01	92.7	97.7	88.9	92.8

Surrogates	Surrogate Limits		
1 - 1,2-Dichloroethane-d4	80	-	120
2 - Dibromofluoromethane	86	-	118
3 - p-Bromofluorobenzene	86	-	115
4 - Toluene-d8	88	-	110

Underline = Result out of surrogate limits

DL = surrogate diluted out
ND = surrogate not detected

KEMRON FORMS - Modified 09/27/2006
Version 1.5 PDF File ID: 657686
Report generated 12/28/2006 11:14

KEMRON Environmental Services

SURROGATE STANDARDS

00047188

Login Number: L0612432
Instrument Id: HPMS6
Workgroup (AAB#): WG230117

Method: 8260
CAL ID: HPMS6-20-NOV-06
Matrix: Water

Sample Number	Dilution	Tag	1	2	3	4
L0612432-02	1.00	01	95.3	100	92.9	99.8
L0612432-03	1.00	01	98.4	103	95.2	99.6
L0612432-04	1.00	01	99.4	102	93.2	101
WG230117-01	1.00	01	86.8	95.9	93.6	101
WG230117-02	1.00	01	91.6	98.8	93.6	100

Surrogates	Surrogate Limits		
1 - 1,2-Dichloroethane-d4	80	-	120
2 - Dibromofluoromethane	86	-	118
3 - p-Bromofluorobenzene	86	-	115
4 - Toluene-d8	88	-	110

Underline = Result out of surrogate limits

DL = surrogate diluted out
ND = surrogate not detected

KEMRON FORMS - Modified 09/27/2006
Version 1.5 PDF File ID: 657686
Report generated 12/28/2006 11:14

KEMRON Environmental Services

METHOD BLANK SUMMARY

00047189

Login Number: L0612432
Blank File ID: 11M39033
Prep Date: 12/21/06 10:11
Analyzed Date: 12/21/06 10:11
Analyst: MES

Work Group: WG230113
Blank Sample ID: WG230113-01
Instrument ID: HPMS11
Method: 8260B

This Method Blank Applies To The Following Samples:

Client ID	Lab Sample ID	Lab File ID	Time Analyzed	TAG
LCS	WG230113-02	11M39034	12/21/06 10:41	01
LCS2	WG230113-03	11M39035	12/21/06 11:12	01
LHSMW-59	L0612432-01	11M39053	12/21/06 21:01	01

KEMRON FORMS - Modified 12/07/2006
Version 1.5 PDF File ID: 657678
Report generated 12/28/2006 11:14

KEMRON Environmental Services

METHOD BLANK SUMMARY 00047190

Login Number: L0612432
Blank File ID: 6M62799
Prep Date: 12/21/06 11:03
Analyzed Date: 12/21/06 11:03
Analyst: MES

Work Group: WG230117
Blank Sample ID: WG230117-01
Instrument ID: HPMS6
Method: 8260B

This Method Blank Applies To The Following Samples:

Client ID	Lab Sample ID	Lab File ID	Time Analyzed	TAG
LCS	WG230117-02	6M62800	12/21/06 11:36	01
35B WW03	L0612432-02	6M62813	12/21/06 18:38	01
35B WW05	L0612432-03	6M62814	12/21/06 19:10	01
35B WW06	L0612432-04	6M62815	12/21/06 19:42	01

KEMRON Environmental Services

METHOD BLANK REPORT

00047191

Login Number: L0612432 Prep Date: 12/21/06 10:11 Sample ID: WG230113-01
Instrument ID: HPMS11 Run Date: 12/21/06 10:11 Prep Method: 5030B
File ID: 11M39033 Analyst: MES Method: 8260B
Workgroup (AAB#): WG230113 Matrix: Water Units: ug/L
Contract #: DACA56-94-D-0020 Cal ID: HPMS11-28-NOV-06

Analytes	SQL	PQL	Concentration	Dilution	Qualifier
1,1,1-Trichloroethane	0.250	5.00	0.250	1	U
1,1,2,2-Tetrachloroethane	0.125	5.00	0.125	1	U
1,1,2-Trichloro-1,2,2-Trifluoroethane	0.250	10.0	0.250	1	U
1,1,2-Trichloroethane	0.250	5.00	0.250	1	U
1,1-Dichloroethane	0.125	5.00	0.125	1	U
1,1-Dichloroethene	0.500	5.00	0.500	1	U
1,2,4-Trichlorobenzene	0.200	5.00	0.200	1	U
1,2-Dibromo-3-chloropropane	1.00	5.00	1.00	1	U
1,2-Dibromoethane	0.250	5.00	0.250	1	U
1,2-Dichlorobenzene	0.125	5.00	0.125	1	U
1,2-Dichloroethane	0.250	5.00	0.250	1	U
cis-1,2-Dichloroethene	0.250	10.0	0.250	1	U
trans-1,2-Dichloroethene	0.250	5.00	0.250	1	U
1,2-Dichloropropane	0.200	5.00	0.200	1	U
1,3-Dichlorobenzene	0.250	5.00	0.250	1	U
1,4-Dichlorobenzene	0.125	5.00	0.125	1	U
2-Butanone	2.50	10.0	2.50	1	U
2-Hexanone	2.50	10.0	2.50	1	U
4-Methyl-2-pentanone	2.50	10.0	2.50	1	U
Acetone	2.50	10.0	2.50	1	U
Benzene	0.125	5.00	0.125	1	U
Bromodichloromethane	0.250	5.00	0.250	1	U
Bromoform	0.500	5.00	0.500	1	U
Bromomethane	0.500	10.0	0.500	1	U
Carbon disulfide	0.500	5.00	0.500	1	U
Carbon tetrachloride	0.250	5.00	0.250	1	U
Chlorobenzene	0.125	5.00	0.125	1	U
Chloroethane	0.500	10.0	0.500	1	U
Chloroform	0.125	5.00	0.125	1	U
Chloromethane	0.250	10.0	0.250	1	U
cis-1,3-Dichloropropene	0.250	5.00	0.250	1	U
Cyclohexane	0.250	10.0	0.250	1	U
Dibromochloromethane	0.250	5.00	0.250	1	U
Dichlorodifluoromethane	0.250	10.0	0.250	1	U
Ethyl benzene	0.250	5.00	0.250	1	U
Isopropylbenzene	0.250	5.00	0.250	1	U
Methyl acetate	0.250	10.0	0.250	1	U
Methyl tert-butyl ether	0.500	5.00	0.500	1	U
Methylcyclohexane	0.250	10.0	0.250	1	U
Methylene chloride	0.250	5.00	0.288	1	J
Styrene	0.125	5.00	0.125	1	U
Tetrachloroethene	0.250	5.00	0.250	1	U

KEMRON FORMS - Modified 12/07/2006
Version 1.5 PDF File ID: 657679
Report generated 12/28/2006 11:14

KEMRON Environmental Services

METHOD BLANK REPORT

00047192

Login Number: L0612432 Prep Date: 12/21/06 10:11 Sample ID: WG230113-01
Instrument ID: HPMS11 Run Date: 12/21/06 10:11 Prep Method: 5030B
File ID: 11M39033 Analyst: MES Method: 8260B
Workgroup (AAB#): WG230113 Matrix: Water Units: ug/L
Contract #: DACA56-94-D-0020 Cal ID: HPMS11-28-NOV-06

Analytes	SQL	PQL	Concentration	Dilution	Qualifier
Toluene	0.250	5.00	0.250	1	U
trans-1,3-Dichloropropene	0.500	5.00	0.500	1	U
Trichloroethene	0.250	5.00	0.250	1	U
Trichlorofluoromethane	0.250	10.0	0.250	1	U
Vinyl chloride	0.250	10.0	0.250	1	U
Xylenes, Total	0.500	5.00	0.500	1	U

Surrogates	% Recovery	Surrogate Limits	Qualifier
1,2-Dichloroethane-d4	92.9	80 - 120	PASS
Dibromofluoromethane	96.2	86 - 118	PASS
p-Bromofluorobenzene	89.0	86 - 115	PASS
Toluene-d8	93.4	88 - 110	PASS

MDL Method Detection Limit
RL Reporting/quantitation Limit

* Analyte concentration > RL

KEMRON FORMS - Modified 12/07/2006
Version 1.5 PDF File ID: 657679
Report generated 12/28/2006 11:14

KEMRON Environmental Services

METHOD BLANK REPORT

00047193

Login Number: L0612432 Prep Date: 12/21/06 11:03 Sample ID: WG230117-01
Instrument ID: HPMS6 Run Date: 12/21/06 11:03 Prep Method: 5030B
File ID: 6M62799 Analyst: MES Method: 8260B
Workgroup (AAB#): WG230117 Matrix: Water Units: ug/L
Contract #: DACA56-94-D-0020 Cal ID: HPMS6-20-NOV-06

Analytes	SQL	PQL	Concentration	Dilution	Qualifier
1,1,1-Trichloroethane	0.250	5.00	0.250	1	U
1,1,2,2-Tetrachloroethane	0.125	5.00	0.125	1	U
1,1,2-Trichloro-1,2,2-Trifluoroethane	0.250	10.0	0.250	1	U
1,1,2-Trichloroethane	0.250	5.00	0.250	1	U
1,1-Dichloroethane	0.125	5.00	0.125	1	U
1,1-Dichloroethene	0.500	5.00	0.500	1	U
1,2,4-Trichlorobenzene	0.200	5.00	0.200	1	U
1,2-Dibromo-3-chloropropane	1.00	5.00	1.00	1	U
1,2-Dibromoethane	0.250	5.00	0.250	1	U
1,2-Dichlorobenzene	0.125	5.00	0.125	1	U
1,2-Dichloroethane	0.250	5.00	0.250	1	U
cis-1,2-Dichloroethene	0.250	10.0	0.250	1	U
trans-1,2-Dichloroethene	0.250	5.00	0.250	1	U
1,2-Dichloropropane	0.200	5.00	0.200	1	U
1,3-Dichlorobenzene	0.250	5.00	0.250	1	U
1,4-Dichlorobenzene	0.125	5.00	0.125	1	U
2-Butanone	2.50	10.0	2.50	1	U
2-Hexanone	2.50	10.0	2.50	1	U
4-Methyl-2-pentanone	2.50	10.0	2.50	1	U
Acetone	2.50	10.0	2.50	1	U
Benzene	0.125	5.00	0.125	1	U
Bromodichloromethane	0.250	5.00	0.250	1	U
Bromoform	0.500	5.00	0.500	1	U
Bromomethane	0.500	10.0	0.500	1	U
Carbon disulfide	0.500	5.00	0.500	1	U
Carbon tetrachloride	0.250	5.00	0.250	1	U
Chlorobenzene	0.125	5.00	0.125	1	U
Chloroethane	0.500	10.0	0.500	1	U
Chloroform	0.125	5.00	0.125	1	U
Chloromethane	0.250	10.0	0.250	1	U
cis-1,3-Dichloropropene	0.250	5.00	0.250	1	U
Cyclohexane	0.250	10.0	0.250	1	U
Dibromochloromethane	0.250	5.00	0.250	1	U
Dichlorodifluoromethane	0.250	10.0	0.250	1	U
Ethyl benzene	0.250	5.00	0.250	1	U
Isopropylbenzene	0.250	5.00	0.250	1	U
Methyl acetate	0.250	10.0	0.250	1	U
Methyl tert-butyl ether	0.500	5.00	0.500	1	U
Methylcyclohexane	0.250	10.0	0.250	1	U
Methylene chloride	0.250	5.00	0.250	1	U
Styrene	0.125	5.00	0.125	1	U
Tetrachloroethene	0.250	5.00	0.250	1	U

KEMRON FORMS - Modified 12/07/2006
Version 1.5 PDF File ID: 657679
Report generated 12/28/2006 11:14

KEMRON Environmental Services

METHOD BLANK REPORT

00047194

Login Number: L0612432 Prep Date: 12/21/06 11:03 Sample ID: WG230117-01
Instrument ID: HPMS6 Run Date: 12/21/06 11:03 Prep Method: 5030B
File ID: 6M62799 Analyst: MES Method: 8260B
Workgroup (AAB#): WG230117 Matrix: Water Units: ug/L
Contract #: DACA56-94-D-0020 Cal ID: HPMS6-20-NOV-06

Analytes	SQL	PQL	Concentration	Dilution	Qualifier
Toluene	0.250	5.00	0.250	1	U
trans-1,3-Dichloropropene	0.500	5.00	0.500	1	U
Trichloroethene	0.250	5.00	0.250	1	U
Trichlorofluoromethane	0.250	10.0	0.250	1	U
Vinyl chloride	0.250	10.0	0.250	1	U
Xylenes, Total	0.500	5.00	0.500	1	U

Surrogates	% Recovery	Surrogate Limits	Qualifier
1,2-Dichloroethane-d4	86.8	80 - 120	PASS
Dibromofluoromethane	95.9	86 - 118	PASS
p-Bromofluorobenzene	93.6	86 - 115	PASS
Toluene-d8	101	88 - 110	PASS

MDL Method Detection Limit
RL Reporting/quantitation Limit

* Analyte concentration > RL

KEMRON FORMS - Modified 12/07/2006
Version 1.5 PDF File ID: 657679
Report generated 12/28/2006 11:14

KEMRON Environmental Services

LABORATORY CONTROL SAMPLE (LCS)

00047195

Login Number: L0612432 Run Date: 12/21/2006 Sample ID: WG230117-02
Instrument ID: HPMS6 Run Time: 11:36 Prep Method: 5030B
File ID: 6M62800 Analyst: MES Method: 8260B
Workgroup (AAB#): WG230117 Matrix: Water Units: ug/L
Contract #: DACA56-94-D-0020 Cal ID: HPMS6-20-NOV-06

Analytes	Expected	Found	% Rec	LCS Limits	Q
1,1,1-Trichloroethane	20.0	21.1	105	80 - 134	
1,1,2,2-Tetrachloroethane	20.0	19.8	98.9	79 - 125	
1,1,2-Trichloro-1,2,2-Trifluoroethane	20.0	21.0	105	80 - 130	
1,1,2-Trichloroethane	20.0	21.3	106	80 - 125	
1,1-Dichloroethane	20.0	20.7	104	80 - 125	
1,1-Dichloroethene	20.0	20.8	104	80 - 132	
1,2,4-Trichlorobenzene	20.0	20.8	104	65 - 135	
1,2-Dibromo-3-chloropropane	20.0	20.5	103	50 - 130	
1,2-Dibromoethane	20.0	21.2	106	80 - 125	
1,2-Dichlorobenzene	20.0	20.5	102	80 - 125	
1,2-Dichloroethane	20.0	20.2	101	80 - 129	
cis-1,2-Dichloroethene	20.0	20.8	104	70 - 125	
trans-1,2-Dichloroethene	20.0	20.1	101	80 - 127	
1,2-Dichloropropane	20.0	19.9	99.6	80 - 120	
1,3-Dichlorobenzene	20.0	20.2	101	80 - 120	
1,4-Dichlorobenzene	20.0	19.6	98.0	80 - 120	
2-Butanone	20.0	20.5	102	30 - 150	
2-Hexanone	20.0	20.0	100	55 - 130	
4-Methyl-2-pentanone	20.0	21.2	106	64 - 140	
Acetone	20.0	21.7	109	40 - 142	
Benzene	20.0	20.2	101	80 - 121	
Bromodichloromethane	20.0	22.2	111	80 - 131	
Bromoform	20.0	20.7	103	70 - 130	
Bromomethane	20.0	19.8	98.8	30 - 145	
Carbon disulfide	20.0	20.4	102	58 - 138	
Carbon tetrachloride	20.0	22.0	110	65 - 140	
Chlorobenzene	20.0	20.1	100	80 - 120	
Chloroethane	20.0	18.5	92.6	60 - 135	
Chloroform	20.0	20.3	102	80 - 125	
Chloromethane	20.0	20.5	102	40 - 125	
cis-1,3-Dichloropropene	20.0	20.5	102	70 - 130	
Cyclohexane	20.0	20.1	100	80 - 130	
Dibromochloromethane	20.0	22.3	112	60 - 135	
Dichlorodifluoromethane	20.0	18.4	92.1	50 - 133	
Ethyl benzene	20.0	20.8	104	80 - 122	
Isopropylbenzene	20.0	19.0	95.0	80 - 122	
Methyl acetate	20.0	23.1	115	80 - 130	
Methyl tert-butyl ether	20.0	21.1	105	65 - 125	
Methylcyclohexane	20.0	20.5	102	80 - 130	
Methylene chloride	20.0	19.1	95.6	80 - 123	
Styrene	20.0	21.1	105	80 - 123	

KEMRON FORMS - Modified 12/15/2006
Version 1.5 PDF File ID: 657676
Report generated 12/27/2006 12:45

KEMRON Environmental Services

LABORATORY CONTROL SAMPLE (LCS)

00047196

Login Number: L0612432 Run Date: 12/21/2006 Sample ID: WG230117-02
Instrument ID: HPMS6 Run Time: 11:36 Prep Method: 5030B
File ID: 6M62800 Analyst: MES Method: 8260B
Workgroup (AAB#): WG230117 Matrix: Water Units: ug/L
Contract #: DACA56-94-D-0020 Cal ID: HPMS6-20-NOV-06

Analytes	Expected	Found	% Rec	LCS Limits	Q
Tetrachloroethene	20.0	20.2	101	80 - 124	
Toluene	20.0	20.1	100	80 - 124	
trans-1,3-Dichloropropene	20.0	19.2	96.2	80 - 130	
Trichloroethene	20.0	21.5	107	80 - 122	
Trichlorofluoromethane	20.0	18.3	91.4	62 - 151	
Vinyl chloride	20.0	24.2	121	65 - 140	
Xylenes, Total	60.0	61.6	103	80 - 121	

Surrogates	% Recovery	Surrogate Limits	Qualifier
1,2-Dichloroethane-d4	91.6	80 - 120	PASS
Dibromofluoromethane	98.8	86 - 118	PASS
p-Bromofluorobenzene	93.6	86 - 115	PASS
Toluene-d8	100	88 - 110	PASS

* FAILS %REC LIMIT

KEMRON FORMS - Modified 12/15/2006
Version 1.5 PDF File ID: 657676
Report generated 12/27/2006 12:45

KEMRON Environmental Services

LABORATORY CONTROL SAMPLE (LCS)

00047197

Login Number: L0612432 Analyst: MES Prep Method: 5030B
Instrument ID: HPMS11 Matrix: Water Method: 8260B
Workgroup (AAB#): WG230113 Units: ug/L
Sample ID: WG230113-02 LCS File ID: 11M39034 Run Date: 12/21/2006 10:41
Sample ID: WG230113-03 LCS2 File ID: 11M39035 Run Date: 12/21/2006 11:12

Analytes	LCS			LCS2			%RPD	%Rec Limits	RPD Lmt	Q
	Known	Found	% REC	Known	Found	% REC				
1,1,1-Trichloroethane	20.0	22.8	114	20.0	22.7	113	0.531	80 - 134	20	
1,1,2,2-Tetrachloroethane	20.0	20.5	103	20.0	20.4	102	0.572	79 - 125	20	
1,1,2-Trichloro-1,2,2-Trifluoroethane	20.0	19.2	96.0	20.0	21.8	109	12.5	80 - 130	20	
1,1,2-Trichloroethane	20.0	21.3	106	20.0	20.4	102	4.25	80 - 125	20	
1,1-Dichloroethane	20.0	20.6	103	20.0	20.0	100	2.51	80 - 125	20	
1,1-Dichloroethene	20.0	21.1	106	20.0	21.3	107	1.09	80 - 132	20	
1,2,4-Trichlorobenzene	20.0	19.6	97.8	20.0	19.0	94.8	3.05	65 - 135	20	
1,2-Dibromo-3-chloropropane	20.0	19.7	98.4	20.0	19.5	97.6	0.806	50 - 130	20	
1,2-Dibromoethane	20.0	21.2	106	20.0	20.8	104	1.66	80 - 125	20	
1,2-Dichlorobenzene	20.0	20.0	100	20.0	19.5	97.5	2.68	80 - 125	20	
1,2-Dichloroethane	20.0	21.7	108	20.0	21.1	106	2.35	80 - 129	20	
cis-1,2-Dichloroethene	20.0	21.6	108	20.0	21.3	107	1.43	70 - 125	20	
trans-1,2-Dichloroethene	20.0	21.0	105	20.0	20.9	105	0.211	80 - 127	20	
1,2-Dichloropropane	20.0	20.3	101	20.0	19.7	98.7	2.67	80 - 120	20	
1,3-Dichlorobenzene	20.0	20.0	100	20.0	19.5	97.7	2.52	80 - 120	20	
1,4-Dichlorobenzene	20.0	19.2	96.1	20.0	18.6	93.2	3.16	80 - 120	20	
2-Butanone	20.0	19.4	97.2	20.0	19.9	99.7	2.54	30 - 150	20	
2-Hexanone	20.0	18.1	90.6	20.0	19.1	95.3	5.08	55 - 130	20	
4-Methyl-2-pentanone	20.0	19.1	95.7	20.0	20.0	99.9	4.36	64 - 140	20	
Acetone	20.0	21.9	109	20.0	24.0	120	9.29	40 - 142	20	
Benzene	20.0	20.8	104	20.0	20.3	101	2.54	80 - 121	20	
Bromodichloromethane	20.0	24.0	120	20.0	23.3	117	3.04	80 - 131	20	
Bromoform	20.0	19.5	97.3	20.0	18.9	94.4	3.02	70 - 130	20	
Bromomethane	20.0	19.3	96.7	20.0	19.2	95.9	0.843	30 - 145	20	
Carbon disulfide	20.0	18.7	93.6	20.0	20.6	103	9.44	58 - 138	20	
Carbon tetrachloride	20.0	23.3	117	20.0	23.7	118	1.39	65 - 140	20	
Chlorobenzene	20.0	20.2	101	20.0	19.7	98.4	2.51	80 - 120	20	
Chloroethane	20.0	19.5	97.4	20.0	19.4	97.2	0.202	60 - 135	20	
Chloroform	20.0	21.5	108	20.0	21.4	107	0.314	80 - 125	20	
Chloromethane	20.0	21.2	106	20.0	20.7	103	2.45	40 - 125	20	
cis-1,3-Dichloropropene	20.0	21.3	106	20.0	20.5	102	3.89	70 - 130	20	
Cyclohexane	20.0	17.7	88.5	20.0	20.0	99.8	11.9	80 - 130	20	
Dibromochloromethane	20.0	23.5	118	20.0	23.1	115	1.98	60 - 135	20	
Dichlorodifluoromethane	20.0	19.6	98.0	20.0	20.1	101	2.67	50 - 133	20	
Ethyl benzene	20.0	21.1	106	20.0	20.8	104	1.31	80 - 122	20	
Isopropylbenzene	20.0	19.0	95.1	20.0	18.9	94.4	0.727	80 - 122	20	
Methyl acetate	20.0	20.9	104	20.0	21.7	109	4.07	80 - 130	20	
Methyl tert-butyl ether	20.0	21.7	108	20.0	22.6	113	4.26	65 - 125	20	
Methylcyclohexane	20.0	18.1	90.5	20.0	20.6	103	13.0	80 - 130	20	
Methylene chloride	20.0	20.5	103	20.0	20.3	101	1.20	80 - 123	20	
Styrene	20.0	21.9	109	20.0	21.3	106	2.72	80 - 123	20	
Tetrachloroethene	20.0	20.9	105	20.0	20.9	105	0.0608	80 - 124	20	

KEMRON FORMS - Modified 07/13/2006
Version 1.5 PDF File ID: 657822
Report generated 12/28/2006 11:14

KEMRON Environmental Services

LABORATORY CONTROL SAMPLE (LCS)

00047198

Login Number: L0612432 Analyst: MES Prep Method: 5030B
Instrument ID: HPMS11 Matrix: Water Method: 8260B
Workgroup (AAB#): WG230113 Units: ug/L
Sample ID: WG230113-02 LCS File ID: 11M39034 Run Date: 12/21/2006 10:41
Sample ID: WG230113-03 LCS2 File ID: 11M39035 Run Date: 12/21/2006 11:12

Analytes	LCS			LCS2			%RPD	%Rec Limits	RPD Lmt	Q
	Known	Found	% REC	Known	Found	% REC				
Toluene	20.0	20.3	101	20.0	20.3	101	0.0014	80 - 124	20	
trans-1,3-Dichloropropene	20.0	19.3	96.6	20.0	18.7	93.3	3.47	80 - 130	20	
Trichloroethene	20.0	21.3	106	20.0	20.8	104	2.02	80 - 122	20	
Trichlorofluoromethane	20.0	20.3	101	20.0	20.5	103	1.03	62 - 151	20	
Vinyl chloride	20.0	20.9	105	20.0	21.5	108	2.84	65 - 140	20	
Xylenes, Total	60.0	62.9	105	60.0	61.6	103	2.10	80 - 121	20	

Surogates	LCS	LCS2	Surrogate Limits	Qualifier
	% Recovery	% Recovery		
Dibromofluoromethane	96.8	97.7	86 - 118	PASS
1,2-Dichloroethane-d4	92.7	92.7	80 - 120	PASS
Toluene-d8	92.2	92.8	88 - 110	PASS
p-Bromofluorobenzene	88.5	88.9	86 - 115	PASS

* FAILS %REC LIMIT

\# FAILS RPD LIMIT

KEMRON FORMS - Modified 07/13/2006
Version 1.5 PDF File ID: 657822
Report generated 12/28/2006 11:14

KEMRON ENVIRONMENTAL SERVICES
ORGANIC INSTRUMENT CHECK

BFB

Login Number: L0612432
Instrument: HPMS6
Analyst: CMS
Workgroup: WG227929

Tune ID: WG227929-01
Run Date: 11/20/2006
Run Time: 09:10
File ID: 6M62037
Cal ID: HPMS6-20-NOV-06

Target	Rel. to	Lower	Upper	Rel.	Raw	Result
50.0	95.0	15.0	40.0	16.9	15096	PASS
75.0	95.0	30.0	60.0	46.8	41874	PASS
95.0	95.0	100	100	100	89392	PASS
96.0	95.0	5.00	9.00	6.56	5867	PASS
173	174	0	2.00	0.431	308	PASS
174	95.0	50.0	100	80.0	71482	PASS
175	174	5.00	9.00	7.31	5227	PASS
176	174	95.0	101	97.6	69736	PASS
177	176	5.00	9.00	7.20	5018	PASS

This check relates to the following samples, MS, MSD:

Lab ID	Client ID	Tag	Date Analyzed	Q
WG227929-02	STD	01	11/20/2006 09:38	
WG227929-03	STD	01	11/20/2006 10:10	
WG227929-04	STD	01	11/20/2006 10:43	
WG227929-05	STD	01	11/20/2006 11:15	
WG227929-06	STD	01	11/20/2006 11:47	
WG227929-07	STD	01	11/20/2006 12:19	
WG227929-08	STD-CCV	01	11/20/2006 12:52	
WG227929-09	STD	01	11/20/2006 13:24	
WG227929-10	STD	01	11/20/2006 13:57	
WG227929-11	STD	01	11/20/2006 14:29	
WG227929-12	SSCV	01	11/20/2006 17:01	

* Sample past 12 hour tune limit

KEMRON FORMS - Modified 12/28/2006
Version 1.3 PDF File ID: 657682
Report generated 12/28/2006 11:14

KEMRON ENVIRONMENTAL SERVICES
ORGANIC INSTRUMENT CHECK

00047200

BFB

Login Number: L0612432
Instrument: HPMS11
Analyst: CMS
Workgroup: WG228336

Tune ID: WG228336-01
Run Date: 11/28/2006
Run Time: 08:17
File ID: 11M38434
Cal ID: HPMS11-28-NOV-06

Target	Rel. to	Lower	Upper	Rel.	Raw	Result
50.0	95.0	15.0	40.0	24.4	9619	PASS
75.0	95.0	30.0	60.0	47.3	18658	PASS
95.0	95.0	100	100	100	39434	PASS
96.0	95.0	5.00	9.00	7.22	2849	PASS
173	174	0	2.00	0	0	PASS
174	95.0	50.0	100	79.9	31501	PASS
175	174	5.00	9.00	7.40	2330	PASS
176	174	95.0	101	95.4	30066	PASS
177	176	5.00	9.00	6.99	2102	PASS

This check relates to the following samples, MS, MSD:

Lab ID	Client ID	Tag	Date Analyzed	Q
WG228336-02	STD	01	11/28/2006 08:46	
WG228336-03	STD	01	11/28/2006 09:17	
WG228336-04	STD	01	11/28/2006 09:51	
WG228336-05	STD	01	11/28/2006 10:22	
WG228336-06	STD	01	11/28/2006 10:53	
WG228336-07	STD	01	11/28/2006 11:24	
WG228336-08	STD-CCV	01	11/28/2006 11:54	
WG228336-09	STD	01	11/28/2006 12:25	
WG228336-10	STD	01	11/28/2006 12:56	
WG228336-11	SSCV	01	11/28/2006 14:28	

* Sample past 12 hour tune limit

KEMRON FORMS - Modified 12/28/2006
Version 1.3 PDF File ID: 657682
Report generated 12/28/2006 11:14

KEMRON ENVIRONMENTAL SERVICES
ORGANIC INSTRUMENT CHECK

BFB

Login Number: L0612432
Instrument: HPMS11
Analyst: MES
Workgroup: WG230112

Tune ID: WG230112-01
Run Date: 12/21/2006
Run Time: 09:17
File ID: 11M39031
Cal ID: HPMS11 -28-NOV-06

Target	Rel. to	Lower	Upper	Rel.	Raw	Result
50.0	95.0	15.0	40.0	24.8	17042	PASS
75.0	95.0	30.0	60.0	48.6	33344	PASS
95.0	95.0	100	100	100	68581	PASS
96.0	95.0	5.00	9.00	6.93	4756	PASS
173	174	0	2.00	0.210	110	PASS
174	95.0	50.0	100	76.2	52293	PASS
175	174	5.00	9.00	7.39	3863	PASS
176	174	95.0	101	96.4	50424	PASS
177	176	5.00	9.00	6.90	3481	PASS

This check relates to the following CCV:

Lab ID	Client ID	Date Analyzed	
WG230112-02	CCV	12/21/2006 09:40	

This check relates to the following samples & batch QC:

Lab ID	Client ID	Tag	Date Analyzed	Q
WG230113-01	BLANK	01	12/21/2006 10:11	
WG230113-02	LCS	01	12/21/2006 10:41	
WG230113-03	LCS2	01	12/21/2006 11:12	
L0612432-01	LHSMW-59	01	12/21/2006 21:01	

* Sample past 12 hour tune limit

KEMRON FORMS - Modified 12/07/2006
Version 1.3 PDF File ID: 657683
Report generated 12/28/2006 11:14

KEMRON ENVIRONMENTAL SERVICES
ORGANIC INSTRUMENT CHECK

00047202

BFB

Login Number: L0612432
Instrument: HPMS6
Analyst: MES
Workgroup: WG230116

Tune ID: WG230116-01
Run Date: 12/21/2006
Run Time: 09:35
File ID: 6M62796
Cal ID: HPMS6 -20-NOV-06

Target	Rel. to	Lower	Upper	Rel.	Raw	Result
50.0	95.0	15.0	40.0	16.5	6170	PASS
75.0	95.0	30.0	60.0	46.5	17442	PASS
95.0	95.0	100	100	100	37472	PASS
96.0	95.0	5.00	9.00	6.69	2506	PASS
173	174	0	2.00	0.349	110	PASS
174	95.0	50.0	100	84.1	31528	PASS
175	174	5.00	9.00	6.61	2085	PASS
176	174	95.0	101	98.2	30976	PASS
177	176	5.00	9.00	6.17	1912	PASS

This check relates to the following CCV:

Lab ID	Client ID	Date Analyzed	
WG230116-02	CCV	12/21/2006 10:31	

This check relates to the following samples & batch QC:

Lab ID	Client ID	Tag	Date Analyzed	Q
WG230117-01	BLANK	01	12/21/2006 11:03	
WG230117-02	LCS	01	12/21/2006 11:36	
L0612432-02	35B WW03	01	12/21/2006 18:38	
L0612432-03	35B WW05	01	12/21/2006 19:10	
L0612432-04	35B WW06	01	12/21/2006 19:42	

* Sample past 12 hour tune limit

KEMRON FORMS - Modified 12/07/2006
Version 1.3 PDF File ID: 657683
Report generated 12/28/2006 11:14

KEMRON Environmental Services

INITIAL CALIBRATION SUMMARY

00047203

Login Number: L0612432
Analytical Method: 8260B
ICAL Workgroup: WG228336

Instrument ID: HPMS11
Initial Calibration Date: 28-NOV-06 12:56
Column ID: F

Analyte		AVG RF	% RSD	LINEAR (R)	QUAD(R^2)
1,1-Dichloroethene	CCC	0.2019	11.3		
1,2-Dichloropropane	CCC	0.2522	3.65		
Chloroform	CCC	0.4299	4.96		
Ethylbenzene	CCC	0.4690	7.86		
Toluene	CCC	1.282	4.57		
Vinyl Chloride	CCC	0.1970	16.4		1.00
1,1,2,2-Tetrachloroethane	SPCC	0.3892	7.04		
1,1-Dichloroethane	SPCC	0.4856	5.73		
Bromoform	SPCC	0.1547	15.1	1.00	
Chlorobenzene	SPCC	0.8716	7.32		
Chloromethane	SPCC	0.2693	10.6		
1,1,1-Trichloroethane		0.3873	8.40		
1,1,2-Trichloro-1,2,2-Trifluoroethane		0.2217	6.29		
1,1,2-Trichloroethane		0.2039	4.71		
1,2,4-Trichlorobenzene		0.8978	6.07		
1,2-Dibromo-3-Chloropropane		0.07050	16.5	1.00	
1,2-Dibromoethane		0.2039	7.70		
1,2-Dichlorobenzene		1.224	4.40		
1,2-Dichloroethane		0.3402	3.70		
1,3-Dichlorobenzene		1.368	5.30		
1,4-Dichlorobenzene		1.442	7.40		
2-Butanone		0.05724	10.5		
2-Hexanone		0.1286	9.32		
4-Methyl-2-Pentanone		0.05888	9.23		
Acetone		0.03620	6.62		
Benzene		0.8986	4.44		
Bromodichloromethane		0.2938	6.41		
Bromomethane		0.1823	6.23		
Carbon Disulfide		0.6362	5.08		
Carbon Tetrachloride		0.3371	12.1		
Chloroethane		0.1800	7.15		
Cyclohexane		0.4939	7.33		
Dibromochloromethane		0.2512	11.4		
Dichlorodifluoromethane		0.3206	5.00		
Isopropylbenzene		1.439	8.71		
Methyl Tert Butyl Ether		0.4485	12.3		
Methyl acetate		0.1238	7.66		
Methylcyclohexane		0.3547	7.57		
Methylene Chloride		0.2154	2.99		
Styrene		0.9223	12.1		
Tetrachloroethene		0.2631	7.84		
Trichloroethene		0.2411	6.51		
Trichlorofluoromethane		0.4454	5.16		
cis-1,2-Dichloroethene		0.2432	6.00		
cis-1,3-Dichloropropene		0.3434	8.21		

KEMRON FORMS - Modified 12/13/2006
Version 1.5 PDF File ID: 657680
Report generated 12/28/2006 11:14

KEMRON Environmental Services

INITIAL CALIBRATION SUMMARY

00047204

Login Number: L0612432
Analytical Method: 8260B
ICAL Workgroup: WG228336

Instrument ID: HPMS11
Initial Calibration Date: 28-NOV-06 12:56
Column ID: F

Analyte		AVG RF	% RSD	LINEAR (R)	QUAD(R^2)
m-,p-Xylene		0.5810	7.47		
o-Xylene		0.5598	7.17		
trans-1,2-Dichloroethene		0.2269	6.54		
trans-1,3-Dichloropropene		0.4062	8.00		

R = Correlation coefficient; 0.995 minimum
R^2 = Coefficient of determination; 0.99 minimum

KEMRON FORMS - Modified 12/13/2006
Version 1.5 PDF File ID: 657680
Report generated 12/28/2006 11:14

KEMRON Environmental Services

INITIAL CALIBRATION SUMMARY

00047205

Login Number: L0612432
Analytical Method: 8260B
ICAL Workgroup: WG227929

Instrument ID: HPMS6
Initial Calibration Date: 20-NOV-06 14:29
Column ID: F

Analyte		AVG RF	% RSD	LINEAR (R)	QUAD(R^2)
1,1-Dichloroethene	CCC	0.3687	8.53		
1,2-Dichloropropane	CCC	0.2202	3.32		
Chloroform	CCC	0.4926	5.02		
Ethylbenzene	CCC	0.5103	4.71		
Toluene	CCC	1.363	6.40		
Vinyl Chloride	CCC	0.1997	20.0		0.998
1,1,2,2-Tetrachloroethane	SPCC	0.3881	3.61		
1,1-Dichloroethane	SPCC	0.4314	3.44		
Bromoform	SPCC	0.1947	13.0		
Chlorobenzene	SPCC	0.9475	3.45		
Chloromethane	SPCC	0.2482	13.7		
1,1,1-Trichloroethane		0.4614	6.12		
1,1,2-Trichloro-1,2,2-Trifluoroethane		0.2586	6.24		
1,1,2-Trichloroethane		0.2161	3.41		
1,2,4-Trichlorobenzene		0.9889	4.22		
1,2-Dibromo-3-Chloropropane		0.07790	10.6		
1,2-Dibromoethane		0.2319	4.78		
1,2-Dichlorobenzene		1.309	4.19		
1,2-Dichloroethane		0.3374	5.60		
1,3-Dichlorobenzene		1.451	3.00		
1,4-Dichlorobenzene		1.503	6.66		
2-Butanone		0.04788	1.66		
2-Hexanone		0.09810	4.47		
4-Methyl-2-Pentanone		0.04460	5.92		
Acetone		0.03507	9.44		
Benzene		0.9358	4.87		
Bromodichloromethane		0.3451	3.26		
Bromomethane		0.1516	21.0		1.00
Carbon Disulfide		0.6606	8.93		
Carbon Tetrachloride		0.4045	7.51		
Chloroethane		0.1672	7.84		
Cyclohexane		0.3465	13.3		
Dibromochloromethane		0.3004	7.74		
Dichlorodifluoromethane		0.3626	7.52		
Isopropylbenzene		1.605	4.73		
Methyl Tert Butyl Ether		0.5230	3.34		
Methyl acetate		0.08881	7.43		
Methylcyclohexane		0.3874	12.0		
Methylene Chloride		0.2574	12.5		
Styrene		1.026	4.63		
Tetrachloroethene		0.3946	5.46		
Trichloroethene		0.2779	4.40		
Trichlorofluoromethane		0.5346	2.07		
cis-1,2-Dichloroethene		0.2682	2.97		
cis-1,3-Dichloropropene		0.3818	6.85		

KEMRON FORMS - Modified 12/13/2006
Version 1.5 PDF File ID: 657680
Report generated 12/28/2006 11:14

KEMRON Environmental Services

INITIAL CALIBRATION SUMMARY

00047206

Login Number: L0612432
Analytical Method: 8260B
ICAL Workgroup: WG227929

Instrument ID: HPMS6
Initial Calibration Date: 20-NOV-06 14:29
Column ID: F

Analyte		AVG RF	% RSD	LINEAR (R)	QUAD(R^2)
m-,p-Xylene		0.6332	4.93		
o-Xylene		0.6121	3.39		
trans-1,2-Dichloroethene		0.2522	6.99		
trans-1,3-Dichloropropene		0.4394	8.37		

R = Correlation coefficient; 0.995 minimum
R^2 = Coefficient of determination; 0.99 minimum

KEMRON FORMS - Modified 12/13/2006
Version 1.5 PDF File ID: 657680
Report generated 12/28/2006 11:14

KEMRON Environmental Services

INITIAL CALIBRATION DATA

00047207

Login Number: L0612432

Analytical Method: 8260B

Instrument ID: HPMS11

Initial Calibration Date: 28-NOV-06 12:56

Column ID: F

Analyte	WG228336-02			WG228336-03			WG228336-04		
	CONC	RESP	RF	CONC	RESP	RF	CONC	RESP	RF
1,1-Dichloroethene	NA	NA	NA	0.400	2638.00000	0.1722	1.00	6208.00000	0.1617
1,2-Dichloropropane	NA	NA	NA	0.400	4064.00000	0.2653	1.00	8991.00000	0.2342
Chloroform	0.300	5269.00000	0.4327	0.400	7026.00000	0.4587	1.00	14589.0000	0.3801
Ethylbenzene	NA	NA	NA	0.400	5658.00000	0.4909	1.00	12118.0000	0.4248
Toluene	NA	NA	NA	0.400	14925.0000	1.295	1.00	33167.0000	1.163
Vinyl Chloride	NA	NA	NA	0.400	3983.00000	0.2600	1.00	7979.00000	0.2079
1,1,2,2-Tetrachloroethane	NA	NA	NA	0.400	2201.00000	0.3517	1.00	5526.00000	0.3566
1,1-Dichloroethane	NA	NA	NA	0.400	7750.00000	0.5060	1.00	16215.0000	0.4224
Bromoform	NA	NA	NA	NA	NA	NA	1.00	3601.00000	0.1262
Chlorobenzene	NA	NA	NA	0.400	10874.0000	0.9435	1.00	24420.0000	0.8561
Chloromethane	NA	NA	NA	0.400	5142.00000	0.3357	1.00	10659.0000	0.2777
1,1,1-Trichloroethane	NA	NA	NA	0.400	5578.00000	0.3642	1.00	12311.0000	0.3207
1,1,2-Trichloro-1,2,2-Trifluoroethane	NA	NA	NA	0.400	3037.00000	0.1983	1.00	7802.00000	0.2033
1,1,2-Trichloroethane	NA	NA	NA	0.400	2099.00000	0.1821	1.00	5772.00000	0.2023
1,2,4-Trichlorobenzene	NA	NA	NA	0.400	6073.00000	0.9703	1.00	13317.0000	0.8594
1,2-Dibromo-3-Chloropropane	NA	NA	NA	NA	NA	NA	NA	NA	NA
1,2-Dibromoethane	NA	NA	NA	0.400	2194.00000	0.1904	1.00	5102.00000	0.1789
1,2-Dichlorobenzene	0.300	6192.00000	1.314	0.400	7700.00000	1.230	1.00	18156.0000	1.172
1,2-Dichloroethane	NA	NA	NA	0.400	5430.00000	0.3545	1.00	12476.0000	0.3250
1,3-Dichlorobenzene	NA	NA	NA	0.400	9160.00000	1.464	1.00	19716.0000	1.272
1,4-Dichlorobenzene	0.300	7554.00000	1.603	0.400	9973.00000	1.593	1.00	22328.0000	1.441
2-Butanone	NA	NA	NA	NA	NA	NA	NA	NA	NA
2-Hexanone	NA	NA	NA	NA	NA	NA	NA	NA	NA
4-Methyl-2-Pentanone	NA	NA	NA	NA	NA	NA	NA	NA	NA
Acetone	NA	NA	NA	NA	NA	NA	NA	NA	NA
Benzene	NA	NA	NA	0.400	14662.0000	0.9572	1.00	31806.0000	0.8286
Bromodichloromethane	NA	NA	NA	0.400	4340.00000	0.2833	1.00	9949.00000	0.2592
Bromomethane	NA	NA	NA	0.400	3106.00000	0.2028	1.00	6838.00000	0.1781
Carbon Disulfide	NA	NA	NA	0.400	9356.00000	0.6108	1.00	22187.0000	0.5780
Carbon Tetrachloride	NA	NA	NA	0.400	4275.00000	0.2791	1.00	10302.0000	0.2684
Chloroethane	NA	NA	NA	0.400	2400.00000	0.1567	1.00	6289.00000	0.1638
Cyclohexane	NA	NA	NA	NA	NA	NA	1.00	16138.0000	0.4204
Dibromochloromethane	NA	NA	NA	0.400	2427.00000	0.2106	1.00	6216.00000	0.2179
Dichlorodifluoromethane	NA	NA	NA	0.400	4840.00000	0.3160	1.00	11335.0000	0.2953
Isopropylbenzene	NA	NA	NA	0.400	15319.0000	1.329	1.00	34052.0000	1.194
Methyl Tert Butyl Ether	NA	NA	NA	0.400	5589.00000	0.3649	1.00	14735.0000	0.3839
Methyl acetate	NA	NA	NA	NA	NA	NA	NA	NA	NA
Methylcyclohexane	NA	NA	NA	NA	NA	NA	1.00	11538.0000	0.3006
Methylene Chloride	NA	NA	NA	0.400	3495.00000	0.2282	1.00	8162.00000	0.2126
Styrene	NA	NA	NA	0.400	8914.00000	0.7734	1.00	21802.0000	0.7643
Tetrachloroethene	NA	NA	NA	0.400	2760.00000	0.2395	1.00	6524.00000	0.2287
Trichloroethene	NA	NA	NA	0.400	3656.00000	0.2387	1.00	7965.00000	0.2075

KEMRON FORMS - Modified 10/13/2006
Version 1.6 PDF File ID: 657680
Report generated 12/28/2006 11:14

KEMRON Environmental Services

INITIAL CALIBRATION DATA

00047208

Login Number:L0612432 Instrument ID:HPMS11

Analytical Method:8260B Initial Calibration Date:28-NOV-06 12:56

Column ID:F

Analyte	WG228336-05			WG228336-06			WG228336-07		
	CONC	RESP	RF	CONC	RESP	RF	CONC	RESP	RF
1,1-Dichloroethene	2.00	15100.0000	0.1989	5.00	38380.0000	0.2145	20.0	163025.000	0.2123
1,2-Dichloropropane	2.00	18787.0000	0.2475	5.00	45014.0000	0.2516	20.0	196515.000	0.2559
Chloroform	2.00	32789.0000	0.4320	5.00	75591.0000	0.4225	20.0	337125.000	0.4390
Ethylbenzene	2.00	27250.0000	0.4791	5.00	72787.0000	0.5116	20.0	288028.000	0.4985
Toluene	2.00	73212.0000	1.287	5.00	184739.000	1.298	20.0	770264.000	1.333
Vinyl Chloride	2.00	16395.0000	0.2160	5.00	35010.0000	0.1957	20.0	143504.000	0.1869
1,1,2,2-Tetrachloroethane	2.00	11214.0000	0.3611	5.00	31566.0000	0.4028	20.0	130514.000	0.4085
1,1-Dichloroethane	2.00	35738.0000	0.4709	5.00	88036.0000	0.4920	20.0	382244.000	0.4977
Bromoform	2.00	6920.00000	0.1217	5.00	20790.0000	0.1461	20.0	95514.0000	0.1653
Chlorobenzene	2.00	50737.0000	0.8920	5.00	132574.000	0.9318	20.0	521777.000	0.9030
Chloromethane	2.00	19427.0000	0.2560	5.00	47035.0000	0.2629	20.0	201519.000	0.2624
1,1,1-Trichloroethane	2.00	29867.0000	0.3935	5.00	72717.0000	0.4064	20.0	319296.000	0.4158
1,1,2-Trichloro-1,2,2-Trifluoroethane	2.00	17800.0000	0.2345	5.00	39441.0000	0.2204	20.0	178364.000	0.2323
1,1,2-Trichloroethane	2.00	11589.0000	0.2038	5.00	29531.0000	0.2076	20.0	120583.000	0.2087
1,2,4-Trichlorobenzene	2.00	27076.0000	0.8719	5.00	72339.0000	0.9230	20.0	300436.000	0.9402
1,2-Dibromo-3-Chloropropane	2.00	1487.00000	0.04790	5.00	5500.00000	0.07020	20.0	22846.0000	0.07150
1,2-Dibromoethane	2.00	10745.0000	0.1889	5.00	29388.0000	0.2066	20.0	123961.000	0.2145
1,2-Dichlorobenzene	2.00	37502.0000	1.208	5.00	98763.0000	1.260	20.0	402550.000	1.260
1,2-Dichloroethane	2.00	25081.0000	0.3305	5.00	61253.0000	0.3423	20.0	269401.000	0.3508
1,3-Dichlorobenzene	2.00	42809.0000	1.379	5.00	111477.000	1.423	20.0	452584.000	1.416
1,4-Dichlorobenzene	2.00	44017.0000	1.418	5.00	114552.000	1.462	20.0	458105.000	1.434
2-Butanone	NA	NA	NA	5.00	8605.00000	0.04810	20.0	42058.0000	0.05480
2-Hexanone	NA	NA	NA	5.00	15357.0000	0.1079	20.0	74171.0000	0.1284
4-Methyl-2-Pentanone	NA	NA	NA	5.00	8927.00000	0.04990	20.0	44317.0000	0.05770
Acetone	NA	NA	NA	5.00	5962.00000	0.03330	20.0	26959.0000	0.03510
Benzene	2.00	67889.0000	0.8945	5.00	163339.000	0.9129	20.0	704597.000	0.9175
Bromodichloromethane	2.00	21066.0000	0.2776	5.00	53466.0000	0.2988	20.0	237386.000	0.3091
Bromomethane	2.00	12920.0000	0.1702	5.00	29842.0000	0.1668	20.0	138637.000	0.1805
Carbon Disulfide	2.00	48832.0000	0.6434	5.00	110617.000	0.6182	20.0	506941.000	0.6601
Carbon Tetrachloride	2.00	25572.0000	0.3369	5.00	63312.0000	0.3538	20.0	278976.000	0.3633
Chloroethane	2.00	14119.0000	0.1860	5.00	32187.0000	0.1799	20.0	141662.000	0.1845
Cyclohexane	2.00	38622.0000	0.5089	5.00	86412.0000	0.4829	20.0	401139.000	0.5223
Dibromochloromethane	2.00	13038.0000	0.2292	5.00	35612.0000	0.2503	20.0	155471.000	0.2691
Dichlorodifluoromethane	2.00	25890.0000	0.3411	5.00	60359.0000	0.3373	20.0	253053.000	0.3295
Isopropylbenzene	2.00	81757.0000	1.437	5.00	216906.000	1.525	20.0	888765.000	1.538
Methyl Tert Butyl Ether	2.00	33844.0000	0.4459	5.00	74360.0000	0.4156	20.0	366717.000	0.4775
Methyl acetate	2.00	8610.00000	0.1134	5.00	19897.0000	0.1112	20.0	95077.0000	0.1238
Methylcyclohexane	2.00	26928.0000	0.3548	5.00	61437.0000	0.3434	20.0	285086.000	0.3712
Methylene Chloride	2.00	15895.0000	0.2094	5.00	39071.0000	0.2184	20.0	164366.000	0.2140
Styrene	2.00	48279.0000	0.8488	5.00	140615.000	0.9883	20.0	593303.000	1.027
Tetrachloroethene	2.00	15538.0000	0.2732	5.00	40266.0000	0.2830	20.0	161643.000	0.2797
Trichloroethene	2.00	18423.0000	0.2427	5.00	46547.0000	0.2601	20.0	191770.000	0.2497

KEMRON FORMS - Modified 10/13/2006
Version 1.6 PDF File ID: 657680
Report generated 12/28/2006 11:14

KEMRON Environmental Services

INITIAL CALIBRATION DATA

00047209

Login Number:L0612432 Instrument ID:HPMS11

Analytical Method:8260B Initial Calibration Date:28-NOV-06 12:56

Column ID:F

Analyte	WG228336-08			WG228336-09			WG228336-10		
	CONC	RESP	RF	CONC	RESP	RF	CONC	RESP	RF
1,1-Dichloroethene	50.0	429283.000	0.2202	100	866668.000	0.2204	200	1680620.00	0.2152
1,2-Dichloropropane	50.0	503002.000	0.2580	100	1008619.00	0.2565	200	1943029.00	0.2488
Chloroform	50.0	859106.000	0.4406	100	1718909.00	0.4371	200	3330315.00	0.4264
Ethylbenzene	50.0	710273.000	0.4854	100	1346059.00	0.4548	200	2405553.00	0.4072
Toluene	50.0	1959480.00	1.339	100	3870650.00	1.308	200	7259432.00	1.229
Vinyl Chloride	50.0	351533.000	0.1803	100	703291.000	0.1788	200	1176184.00	0.1506
1,1,2,2-Tetrachloroethane	50.0	337762.000	0.4129	100	687824.000	0.4139	200	1354946.00	0.4057
1,1-Dichloroethane	50.0	982172.000	0.5037	100	1971997.00	0.5014	200	3833893.00	0.4909
Bromoform	50.0	255828.000	0.1748	100	524681.000	0.1773	200	1013566.00	0.1716
Chlorobenzene	50.0	1278788.00	0.8739	100	2451167.00	0.8282	200	4398582.00	0.7445
Chloromethane	50.0	498453.000	0.2556	100	955585.000	0.2430	200	2036386.00	0.2608
1,1,1-Trichloroethane	50.0	811686.000	0.4163	100	1589915.00	0.4043	200	2946476.00	0.3773
1,1,2-Trichloro-1,2,2-Trifluoroethane	50.0	442955.000	0.2272	100	922344.000	0.2345	200	1740776.00	0.2229
1,1,2-Trichloroethane	50.0	310150.000	0.2119	100	627469.000	0.2120	200	1196453.00	0.2025
1,2,4-Trichlorobenzene	50.0	759685.000	0.9286	100	1480520.00	0.8908	200	2665799.00	0.7981
1,2-Dibromo-3-Chloropropane	50.0	63149.0000	0.07720	100	129130.000	0.07770	200	262251.000	0.07850
1,2-Dibromoethane	50.0	321198.000	0.2195	100	650852.000	0.2199	200	1254606.00	0.2124
1,2-Dichlorobenzene	50.0	1014417.00	1.240	100	1993478.00	1.200	200	3778923.00	1.131
1,2-Dichloroethane	50.0	684594.000	0.3511	100	1357353.00	0.3451	200	2517339.00	0.3223
1,3-Dichlorobenzene	50.0	1137485.00	1.390	100	2224025.00	1.338	200	4207428.00	1.260
1,4-Dichlorobenzene	50.0	1156814.00	1.414	100	2245505.00	1.351	200	4218832.00	1.263
2-Butanone	50.0	114523.000	0.05870	100	242668.000	0.06170	200	491354.000	0.06290
2-Hexanone	50.0	198364.000	0.1356	100	405234.000	0.1369	200	792351.000	0.1341
4-Methyl-2-Pentanone	50.0	120348.000	0.06170	100	248192.000	0.06310	200	484508.000	0.06200
Acetone	50.0	68733.0000	0.03520	100	150514.000	0.03830	200	305163.000	0.03910
Benzene	50.0	1793172.00	0.9196	100	3547769.00	0.9021	200	6688348.00	0.8564
Bromodichloromethane	50.0	609527.000	0.3126	100	1220233.00	0.3103	200	2337045.00	0.2993
Bromomethane	50.0	356214.000	0.1827	100	741380.000	0.1885	200	1471626.00	0.1884
Carbon Disulfide	50.0	1303385.00	0.6684	100	2643400.00	0.6722	200	4984297.00	0.6382
Carbon Tetrachloride	50.0	726360.000	0.3725	100	1450355.00	0.3688	200	2761421.00	0.3536
Chloroethane	50.0	366916.000	0.1882	100	757223.000	0.1925	200	1473217.00	0.1886
Cyclohexane	50.0	1000893.00	0.5133	100	2058577.00	0.5234	200	3795020.00	0.4859
Dibromochloromethane	50.0	411880.000	0.2815	100	831743.000	0.2810	200	1593175.00	0.2697
Dichlorodifluoromethane	50.0	615085.000	0.3154	100	1284532.00	0.3266	200	2370191.00	0.3035
Isopropylbenzene	50.0	2280519.00	1.558	100	4479839.00	1.514	200	8353809.00	1.414
Methyl Tert Butyl Ether	50.0	975076.000	0.5001	100	2013560.00	0.5120	200	3811132.00	0.4880
Methyl acetate	50.0	254043.000	0.1303	100	526592.000	0.1339	200	1016210.00	0.1301
Methylcyclohexane	50.0	716926.000	0.3677	100	1502841.00	0.3821	200	2835811.00	0.3631
Methylene Chloride	50.0	422717.000	0.2168	100	853498.000	0.2170	200	1617339.00	0.2071
Styrene	50.0	1509698.00	1.032	100	2976840.00	1.006	200	5548982.00	0.9393
Tetrachloroethene	50.0	407737.000	0.2786	100	802433.000	0.2711	200	1480234.00	0.2506
Trichloroethene	50.0	489099.000	0.2508	100	963296.000	0.2449	200	1833017.00	0.2347

KEMRON FORMS - Modified 10/13/2006
Version 1.6 PDF File ID: 657680
Report generated 12/28/2006 11:14

KEMRON Environmental Services

INITIAL CALIBRATION DATA

00047210

Login Number: L0612432

Analytical Method: 8260B

Instrument ID: HPMS11

Initial Calibration Date: 28-NOV-06 12:56

Column ID: F

Analyte	WG228336-02			WG228336-03			WG228336-04		
	CONC	RESP	RF	CONC	RESP	RF	CONC	RESP	RF
Trichlorofluoromethane	NA	NA	NA	0.400	6382.00000	0.4167	1.00	15472.0000	0.4031
cis-1,2-Dichloroethene	NA	NA	NA	0.400	3741.00000	0.2442	1.00	8140.00000	0.2121
cis-1,3-Dichloropropene	NA	NA	NA	0.400	5035.00000	0.3287	1.00	11340.0000	0.2954
m-,p-Xylene	NA	NA	NA	0.800	13501.0000	0.5857	2.00	30598.0000	0.5363
o-Xylene	NA	NA	NA	0.400	6224.00000	0.5400	1.00	13965.0000	0.4896
trans-1,2-Dichloroethene	NA	NA	NA	0.400	3344.00000	0.2183	1.00	7536.00000	0.1963
trans-1,3-Dichloropropene	NA	NA	NA	0.400	4428.00000	0.3842	1.00	10299.0000	0.3610

KEMRON FORMS - Modified 10/13/2006
Version 1.6 PDF File ID: 657680
Report generated 12/28/2006 11:14

KEMRON Environmental Services

INITIAL CALIBRATION DATA

00047211

Login Number:L0612432

Analytical Method:8260B

Instrument ID:HPMS11

Initial Calibration Date:28-NOV-06 12:56

Column ID:F

Analyte	WG228336-05			WG228336-06			WG228336-07		
	CONC	RESP	RF	CONC	RESP	RF	CONC	RESP	RF
Trichlorofluoromethane	2.00	34565.0000	0.4554	5.00	83303.0000	0.4656	20.0	352824.000	0.4594
cis-1,2-Dichloroethene	2.00	17938.0000	0.2363	5.00	42924.0000	0.2399	20.0	194965.000	0.2539
cis-1,3-Dichloropropene	2.00	23664.0000	0.3118	5.00	63012.0000	0.3522	20.0	280397.000	0.3651
m-,p-Xylene	4.00	67744.0000	0.5955	10.0	178497.000	0.6273	40.0	717656.000	0.6210
o-Xylene	2.00	30641.0000	0.5387	5.00	85979.0000	0.6043	20.0	343917.000	0.5952
trans-1,2-Dichloroethene	2.00	17024.0000	0.2243	5.00	40289.0000	0.2252	20.0	181455.000	0.2363
trans-1,3-Dichloropropene	2.00	21055.0000	0.3702	5.00	56597.0000	0.3978	20.0	250545.000	0.4336

KEMRON FORMS - Modified 10/13/2006
Version 1.6 PDF File ID: 657680
Report generated 12/28/2006 11:14

KEMRON Environmental Services

INITIAL CALIBRATION DATA

00047212

Login Number: L0612432

Analytical Method: 8260B

Instrument ID: HPMS11

Initial Calibration Date: 28-NOV-06 12:56

Column ID: F

Analyte	WG228336-08			WG228336-09			WG228336-10		
	CONC	RESP	RF	CONC	RESP	RF	CONC	RESP	RF
Trichlorofluoromethane	50.0	880759.000	0.4517	100	1823583.00	0.4637	200	3496099.00	0.4477
cis-1,2-Dichloroethene	50.0	501174.000	0.2570	100	1002795.00	0.2550	200	1931342.00	0.2473
cis-1,3-Dichloropropene	50.0	720602.000	0.3696	100	1453962.00	0.3697	200	2766914.00	0.3543
m-,p-Xylene	100	1780524.00	0.6084	200	3391514.00	0.5729	400	5918409.00	0.5009
o-Xylene	50.0	875034.000	0.5980	100	1705086.00	0.5761	200	3170069.00	0.5366
trans-1,2-Dichloroethene	50.0	470145.000	0.2411	100	947259.000	0.2409	200	1820442.00	0.2331
trans-1,3-Dichloropropene	50.0	651213.000	0.4450	100	1300794.00	0.4395	200	2469185.00	0.4180

KEMRON FORMS - Modified 10/13/2006
Version 1.6 PDF File ID: 657680
Report generated 12/28/2006 11:14

KEMRON Environmental Services

INITIAL CALIBRATION DATA

00047213

Login Number: L0612432

Analytical Method: 8260B

Instrument ID: HPMS6

Initial Calibration Date: 20-NOV-06 14:29

Column ID: F

Analyte	WG227929-02			WG227929-03			WG227929-04		
	CONC	RESP	RF	CONC	RESP	RF	CONC	RESP	RF
1,1-Dichloroethene	NA	NA	NA	0.400	4048.00000	0.3018	1.00	13077.0000	0.3985
1,2-Dichloropropane	NA	NA	NA	0.400	2863.00000	0.2135	1.00	7343.00000	0.2238
Chloroform	0.300	5521.00000	0.5255	0.400	7135.00000	0.5320	1.00	16443.0000	0.5011
Ethylbenzene	NA	NA	NA	0.400	4941.00000	0.4913	1.00	13633.0000	0.5451
Toluene	NA	NA	NA	0.400	14789.0000	1.471	1.00	36300.0000	1.451
Vinyl Chloride	NA	NA	NA	0.400	3541.00000	0.2640	1.00	8103.00000	0.2469
1,1,2,2-Tetrachloroethane	NA	NA	NA	0.400	2260.00000	0.3767	1.00	5327.00000	0.3718
1,1-Dichloroethane	NA	NA	NA	0.400	5514.00000	0.4112	1.00	14026.0000	0.4274
Bromoform	NA	NA	NA	NA	NA	NA	1.00	4007.00000	0.1602
Chlorobenzene	NA	NA	NA	0.400	9890.00000	0.9834	1.00	24062.0000	0.9620
Chloromethane	NA	NA	NA	0.400	4257.00000	0.3174	1.00	9546.00000	0.2909
1,1,1-Trichloroethane	NA	NA	NA	0.400	5880.00000	0.4384	1.00	15242.0000	0.4645
1,1,2-Trichloro-1,2,2-Trifluoroethane	NA	NA	NA	NA	NA	NA	1.00	9359.00000	0.2852
1,1,2-Trichloroethane	NA	NA	NA	0.400	1996.00000	0.1985	1.00	5404.00000	0.2161
1,2,4-Trichlorobenzene	NA	NA	NA	0.400	5918.00000	0.9864	1.00	14894.0000	1.040
1,2-Dibromo-3-Chloropropane	NA	NA	NA	NA	NA	NA	1.00	1031.00000	0.07200
1,2-Dibromoethane	NA	NA	NA	0.400	2151.00000	0.2139	1.00	5333.00000	0.2132
1,2-Dichlorobenzene	0.300	6492.00000	1.435	0.400	7967.00000	1.328	1.00	18940.0000	1.322
1,2-Dichloroethane	NA	NA	NA	0.400	4832.00000	0.3603	1.00	11569.0000	0.3526
1,3-Dichlorobenzene	NA	NA	NA	0.400	9162.00000	1.527	1.00	20630.0000	1.440
1,4-Dichlorobenzene	0.300	7978.00000	1.763	0.400	8977.00000	1.496	1.00	21687.0000	1.514
2-Butanone	NA	NA	NA	NA	NA	NA	NA	NA	NA
2-Hexanone	NA	NA	NA	NA	NA	NA	NA	NA	NA
4-Methyl-2-Pentanone	NA	NA	NA	NA	NA	NA	NA	NA	NA
Acetone	NA	NA	NA	NA	NA	NA	NA	NA	NA
Benzene	NA	NA	NA	0.400	13490.0000	1.006	1.00	32179.0000	0.9806
Bromodichloromethane	NA	NA	NA	0.400	4315.00000	0.3217	1.00	11158.0000	0.3400
Bromomethane	NA	NA	NA	NA	NA	NA	1.00	3451.00000	0.1052
Carbon Disulfide	NA	NA	NA	0.400	9036.00000	0.6738	1.00	17039.0000	0.5192
Carbon Tetrachloride	NA	NA	NA	0.400	4860.00000	0.3624	1.00	13090.0000	0.3989
Chloroethane	NA	NA	NA	0.400	1824.00000	0.1360	1.00	5829.00000	0.1776
Cyclohexane	NA	NA	NA	NA	NA	NA	1.00	7849.00000	0.2392
Dibromochloromethane	NA	NA	NA	0.400	2675.00000	0.2660	1.00	6599.00000	0.2638
Dichlorodifluoromethane	NA	NA	NA	0.400	4751.00000	0.3543	1.00	13414.0000	0.4088
Isopropylbenzene	NA	NA	NA	0.400	15284.0000	1.520	1.00	40298.0000	1.611
Methyl Tert Butyl Ether	NA	NA	NA	NA	NA	NA	1.00	16728.0000	0.5098
Methyl acetate	NA	NA	NA	NA	NA	NA	1.00	3243.00000	0.09880
Methylcyclohexane	NA	NA	NA	NA	NA	NA	1.00	9324.00000	0.2841
Methylene Chloride	NA	NA	NA	0.400	4568.00000	0.3406	1.00	8260.00000	0.2517
Styrene	NA	NA	NA	0.400	9900.00000	0.9844	1.00	24287.0000	0.9710
Tetrachloroethene	NA	NA	NA	0.400	4325.00000	0.4301	1.00	10079.0000	0.4030
Trichloroethene	NA	NA	NA	0.400	3679.00000	0.2743	1.00	9071.00000	0.2764

KEMRON FORMS - Modified 10/13/2006
Version 1.6 PDF File ID: 657680
Report generated 12/28/2006 11:14

KEMRON Environmental Services

INITIAL CALIBRATION DATA

00047214

Login Number: L0612432

Analytical Method: 8260B

Instrument ID: HPMS6

Initial Calibration Date: 20-NOV-06 14:29

Column ID: F

Analyte	WG227929-05			WG227929-06			WG227929-07		
	CONC	RESP	RF	CONC	RESP	RF	CONC	RESP	RF
1,1-Dichloroethene	2.00	25476.0000	0.3943	5.00	53852.0000	0.3348	20.0	253000.000	0.3883
1,2-Dichloropropane	2.00	14849.0000	0.2298	5.00	32907.0000	0.2046	20.0	143370.000	0.2200
Chloroform	2.00	32490.0000	0.5028	5.00	74860.0000	0.4654	20.0	324804.000	0.4984
Ethylbenzene	2.00	25640.0000	0.5199	5.00	58335.0000	0.4802	20.0	264222.000	0.5378
Toluene	2.00	71235.0000	1.444	5.00	156485.000	1.288	20.0	695076.000	1.415
Vinyl Chloride	2.00	13901.0000	0.2151	5.00	30454.0000	0.1893	20.0	122970.000	0.1887
1,1,2,2-Tetrachloroethane	2.00	10738.0000	0.3722	5.00	28994.0000	0.4058	20.0	117752.000	0.4003
1,1-Dichloroethane	2.00	28615.0000	0.4429	5.00	66697.0000	0.4146	20.0	295110.000	0.4529
Bromoform	2.00	7796.00000	0.1581	5.00	22064.0000	0.1816	20.0	96523.0000	0.1964
Chlorobenzene	2.00	46400.0000	0.9408	5.00	111244.000	0.9157	20.0	489386.000	0.9960
Chloromethane	2.00	16667.0000	0.2580	5.00	36573.0000	0.2274	20.0	146511.000	0.2248
1,1,1-Trichloroethane	2.00	31108.0000	0.4815	5.00	65967.0000	0.4101	20.0	320550.000	0.4919
1,1,2-Trichloro-1,2,2-Trifluoroethane	2.00	17575.0000	0.2720	5.00	42173.0000	0.2622	20.0	172365.000	0.2645
1,1,2-Trichloroethane	2.00	10818.0000	0.2193	5.00	25951.0000	0.2136	20.0	109844.000	0.2236
1,2,4-Trichlorobenzene	2.00	28072.0000	0.9731	5.00	71664.0000	1.003	20.0	305077.000	1.037
1,2-Dibromo-3-Chloropropane	2.00	1829.00000	0.06340	5.00	5243.00000	0.07340	20.0	24866.0000	0.08450
1,2-Dibromoethane	2.00	11671.0000	0.2366	5.00	28567.0000	0.2351	20.0	118753.000	0.2417
1,2-Dichlorobenzene	2.00	37089.0000	1.286	5.00	91157.0000	1.276	20.0	393067.000	1.336
1,2-Dichloroethane	2.00	22840.0000	0.3535	5.00	53373.0000	0.3318	20.0	227527.000	0.3492
1,3-Dichlorobenzene	2.00	42435.0000	1.471	5.00	100683.000	1.409	20.0	438627.000	1.491
1,4-Dichlorobenzene	2.00	43194.0000	1.497	5.00	103244.000	1.445	20.0	449949.000	1.530
2-Butanone	NA	NA	NA	5.00	7587.00000	0.04720	20.0	31572.0000	0.04850
2-Hexanone	NA	NA	NA	5.00	12279.0000	0.1011	20.0	48110.0000	0.09790
4-Methyl-2-Pentanone	NA	NA	NA	5.00	6623.00000	0.04120	20.0	27641.0000	0.04240
Acetone	NA	NA	NA	5.00	6521.00000	0.04050	20.0	24315.0000	0.03730
Benzene	2.00	61674.0000	0.9545	5.00	137930.000	0.8574	20.0	622484.000	0.9553
Bromodichloromethane	2.00	22473.0000	0.3478	5.00	54271.0000	0.3374	20.0	230527.000	0.3538
Bromomethane	2.00	7453.00000	0.1153	5.00	19976.0000	0.1242	20.0	102013.000	0.1565
Carbon Disulfide	2.00	47430.0000	0.7341	5.00	104417.000	0.6491	20.0	449054.000	0.6891
Carbon Tetrachloride	2.00	26826.0000	0.4152	5.00	57961.0000	0.3603	20.0	285144.000	0.4376
Chloroethane	2.00	11586.0000	0.1793	5.00	27684.0000	0.1721	20.0	112133.000	0.1721
Cyclohexane	2.00	25162.0000	0.3894	5.00	56354.0000	0.3503	20.0	241229.000	0.3702
Dibromochloromethane	2.00	14323.0000	0.2904	5.00	35499.0000	0.2922	20.0	155526.000	0.3165
Dichlorodifluoromethane	2.00	24851.0000	0.3846	5.00	59717.0000	0.3712	20.0	244306.000	0.3749
Isopropylbenzene	2.00	81532.0000	1.653	5.00	183968.000	1.514	20.0	841033.000	1.712
Methyl Tert Butyl Ether	2.00	34889.0000	0.5400	5.00	87056.0000	0.5412	20.0	348846.000	0.5353
Methyl acetate	2.00	6273.00000	0.09710	5.00	15003.0000	0.09330	20.0	56158.0000	0.08620
Methylcyclohexane	2.00	28769.0000	0.4453	5.00	63201.0000	0.3929	20.0	264844.000	0.4064
Methylene Chloride	2.00	16907.0000	0.2617	5.00	39115.0000	0.2432	20.0	164467.000	0.2524
Styrene	2.00	49521.0000	1.004	5.00	118334.000	0.9741	20.0	535314.000	1.090
Tetrachloroethene	2.00	20074.0000	0.4070	5.00	43965.0000	0.3619	20.0	202150.000	0.4114
Trichloroethene	2.00	17598.0000	0.2724	5.00	40251.0000	0.2502	20.0	186867.000	0.2868

KEMRON FORMS - Modified 10/13/2006
Version 1.6 PDF File ID: 657680
Report generated 12/28/2006 11:14

KEMRON Environmental Services

INITIAL CALIBRATION DATA

00047215

Login Number: L0612432

Analytical Method: 8260B

Instrument ID: HPMS6

Initial Calibration Date: 20-NOV-06 14:29

Column ID: F

Analyte	WG227929-08			WG227929-09			WG227929-10		
	CONC	RESP	RF	CONC	RESP	RF	CONC	RESP	RF
1,1-Dichloroethene	50.0	623539.000	0.3869	100	1221242.00	0.3705	150	1901484.00	0.3733
1,2-Dichloropropane	50.0	363317.000	0.2254	100	728952.000	0.2211	150	1128877.00	0.2216
Chloroform	50.0	800520.000	0.4967	100	1562483.00	0.4740	150	2381690.00	0.4676
Ethylbenzene	50.0	664445.000	0.5306	100	1312282.00	0.5075	150	2015825.00	0.4961
Toluene	50.0	1721109.00	1.375	100	3416101.00	1.321	150	5174612.00	1.274
Vinyl Chloride	50.0	298592.000	0.1853	100	512891.000	0.1556	150	777200.000	0.1526
1,1,2,2-Tetrachloroethane	50.0	302639.000	0.3914	100	648615.000	0.4040	150	1004823.00	0.3950
1,1-Dichloroethane	50.0	727872.000	0.4516	100	1408052.00	0.4271	150	2171005.00	0.4262
Bromoform	50.0	263066.000	0.2101	100	566718.000	0.2192	150	899471.000	0.2214
Chlorobenzene	50.0	1215495.00	0.9707	100	2429466.00	0.9396	150	3737322.00	0.9198
Chloromethane	50.0	364985.000	0.2265	100	728857.000	0.2211	150	1192199.00	0.2341
1,1,1-Trichloroethane	50.0	807193.000	0.5008	100	1533494.00	0.4652	150	2318993.00	0.4553
1,1,2-Trichloro-1,2,2-Trifluoroethane	50.0	417485.000	0.2590	100	812102.000	0.2463	150	1245358.00	0.2445
1,1,2-Trichloroethane	50.0	276512.000	0.2208	100	569480.000	0.2202	150	889886.000	0.2190
1,2,4-Trichlorobenzene	50.0	783852.000	1.014	100	1589038.00	0.9898	150	2411378.00	0.9480
1,2-Dibromo-3-Chloropropane	50.0	67062.0000	0.08670	100	138865.000	0.08650	150	206174.000	0.08110
1,2-Dibromoethane	50.0	300858.000	0.2403	100	619767.000	0.2397	150	967269.000	0.2381
1,2-Dichlorobenzene	50.0	1016740.00	1.315	100	2076131.00	1.293	150	3212209.00	1.263
1,2-Dichloroethane	50.0	547981.000	0.3400	100	1081577.00	0.3281	150	1623053.00	0.3186
1,3-Dichlorobenzene	50.0	1142092.00	1.477	100	2305841.00	1.436	150	3580327.00	1.408
1,4-Dichlorobenzene	50.0	1160747.00	1.501	100	2343203.00	1.460	150	3624768.00	1.425
2-Butanone	50.0	77266.0000	0.04790	100	159307.000	0.04830	150	247953.000	0.04870
2-Hexanone	50.0	122933.000	0.09820	100	261377.000	0.1011	150	409274.000	0.1007
4-Methyl-2-Pentanone	50.0	72557.0000	0.04500	100	155919.000	0.04730	150	243638.000	0.04780
Acetone	50.0	55151.0000	0.03420	100	111125.000	0.03370	150	170185.000	0.03340
Benzene	50.0	1528419.00	0.9483	100	3009771.00	0.9130	150	4631412.00	0.9093
Bromodichloromethane	50.0	580605.000	0.3602	100	1161791.00	0.3524	150	1775690.00	0.3486
Bromomethane	50.0	274956.000	0.1706	100	595971.000	0.1808	150	908161.000	0.1783
Carbon Disulfide	50.0	1122974.00	0.6968	100	2194081.00	0.6656	150	3369176.00	0.6615
Carbon Tetrachloride	50.0	725280.000	0.4500	100	1380995.00	0.4189	150	2060909.00	0.4046
Chloroethane	50.0	282301.000	0.1752	100	548634.000	0.1664	150	839569.000	0.1648
Cyclohexane	50.0	605149.000	0.3755	100	1178689.00	0.3576	150	1761587.00	0.3458
Dibromochloromethane	50.0	399871.000	0.3193	100	831461.000	0.3216	150	1305320.00	0.3213
Dichlorodifluoromethane	50.0	596453.000	0.3701	100	1137480.00	0.3451	150	1712102.00	0.3361
Isopropylbenzene	50.0	2139045.00	1.708	100	4181911.00	1.617	150	6417581.00	1.579
Methyl Tert Butyl Ether	50.0	849168.000	0.5269	100	1724128.00	0.5230	150	2641449.00	0.5186
Methyl acetate	50.0	135608.000	0.08410	100	274020.000	0.08310	150	436818.000	0.08580
Methylcyclohexane	50.0	663205.000	0.4115	100	1286496.00	0.3903	150	1963247.00	0.3854
Methylene Chloride	50.0	397403.000	0.2466	100	791153.000	0.2400	150	1225113.00	0.2405
Styrene	50.0	1366904.00	1.092	100	2745387.00	1.062	150	4246907.00	1.045
Tetrachloroethene	50.0	503873.000	0.4024	100	988300.000	0.3822	150	1540428.00	0.3791
Trichloroethene	50.0	471853.000	0.2928	100	922142.000	0.2797	150	1438686.00	0.2825

KEMRON FORMS - Modified 10/13/2006
Version 1.6 PDF File ID: 657680
Report generated 12/28/2006 11:14

KEMRON Environmental Services

INITIAL CALIBRATION DATA

00047216

Login Number: L0612432

Analytical Method: 8260B

Instrument ID: HPMS6

Initial Calibration Date: 20-NOV-06 14:29

Column ID: F

Analyte	WG227929-11		
	CONC	RESP	RF
1,1-Dichloroethene	200	2582803.00	0.3700
1,2-Dichloropropane	200	1550407.00	0.2221
Chloroform	200	3225209.00	0.4621
Ethylbenzene	200	2742575.00	0.4842
Toluene	200	6985140.00	1.233
Vinyl Chloride	NA	NA	NA
1,1,2,2-Tetrachloroethane	200	1298044.00	0.3759
1,1-Dichloroethane	200	2993928.00	0.4289
Bromoform	200	1194753.00	0.2109
Chlorobenzene	200	5096339.00	0.8998
Chloromethane	200	1629838.00	0.2335
1,1,1-Trichloroethane	200	3104302.00	0.4447
1,1,2-Trichloro-1,2,2-Trifluoroethane	200	1643076.00	0.2354
1,1,2-Trichloroethane	200	1212565.00	0.2141
1,2,4-Trichlorobenzene	200	3140640.00	0.9095
1,2-Dibromo-3-Chloropropane	200	261040.000	0.07560
1,2-Dibromoethane	200	1293982.00	0.2285
1,2-Dichlorobenzene	200	4255874.00	1.232
1,2-Dichloroethane	200	2110473.00	0.3024
1,3-Dichlorobenzene	200	4831417.00	1.399
1,4-Dichlorobenzene	200	4841480.00	1.402
2-Butanone	200	325758.000	0.04670
2-Hexanone	200	507714.000	0.08960
4-Methyl-2-Pentanone	200	306528.000	0.04390
Acetone	200	218196.000	0.03130
Benzene	200	6266343.00	0.8978
Bromodichloromethane	200	2399738.00	0.3438
Bromomethane	200	1267130.00	0.1815
Carbon Disulfide	200	4580747.00	0.6563
Carbon Tetrachloride	200	2741105.00	0.3927
Chloroethane	200	1128989.00	0.1617
Cyclohexane	200	2398900.00	0.3437
Dibromochloromethane	200	1767524.00	0.3121
Dichlorodifluoromethane	200	2221055.00	0.3182
Isopropylbenzene	200	8675145.00	1.532
Methyl Tert Butyl Ether	200	3413049.00	0.4890
Methyl acetate	200	572885.000	0.08210
Methylcyclohexane	200	2672307.00	0.3829
Methylene Chloride	200	1673686.00	0.2398
Styrene	200	5745949.00	1.015
Tetrachloroethene	200	2117860.00	0.3739
Trichloroethene	200	1994814.00	0.2858

KEMRON FORMS - Modified 10/13/2006
Version 1.6 PDF File ID: 657680
Report generated 12/28/2006 11:14

KEMRON Environmental Services

INITIAL CALIBRATION DATA

00047217

Login Number: L0612432

Analytical Method: 8260B

Instrument ID: HPMS6

Initial Calibration Date: 20-NOV-06 14:29

Column ID: F

Analyte	WG227929-02			WG227929-03			WG227929-04		
	CONC	RESP	RF	CONC	RESP	RF	CONC	RESP	RF
Trichlorofluoromethane	NA	NA	NA	0.400	7292.00000	0.5437	1.00	17924.0000	0.5462
cis-1,2-Dichloroethene	NA	NA	NA	0.400	3659.00000	0.2728	1.00	8390.00000	0.2557
cis-1,3-Dichloropropene	NA	NA	NA	0.400	4526.00000	0.3375	1.00	11506.0000	0.3506
m-,p-Xylene	NA	NA	NA	0.800	13433.0000	0.6679	2.00	32377.0000	0.6472
o-Xylene	NA	NA	NA	0.400	5859.00000	0.5826	1.00	15518.0000	0.6204
trans-1,2-Dichloroethene	NA	NA	NA	0.400	3024.00000	0.2255	1.00	9194.00000	0.2802
trans-1,3-Dichloropropene	NA	NA	NA	0.400	3804.00000	0.3783	1.00	9621.00000	0.3847

KEMRON FORMS - Modified 10/13/2006
Version 1.6 PDF File ID: 657680
Report generated 12/28/2006 11:14

KEMRON Environmental Services

INITIAL CALIBRATION DATA

00047218

Login Number: L0612432

Analytical Method: 8260B

Instrument ID: HPMS6

Initial Calibration Date: 20-NOV-06 14:29

Column ID: F

Analyte	WG227929-05			WG227929-06			WG227929-07		
	CONC	RESP	RF	CONC	RESP	RF	CONC	RESP	RF
Trichlorofluoromethane	2.00	35356.0000	0.5472	5.00	84329.0000	0.5242	20.0	349261.000	0.5360
cis-1,2-Dichloroethene	2.00	17959.0000	0.2780	5.00	41135.0000	0.2557	20.0	176872.000	0.2714
cis-1,3-Dichloropropene	2.00	23638.0000	0.3658	5.00	59574.0000	0.3703	20.0	261560.000	0.4014
m-,p-Xylene	4.00	63751.0000	0.6463	10.0	144655.000	0.5954	40.0	651621.000	0.6631
o-Xylene	2.00	30370.0000	0.6158	5.00	70276.0000	0.5785	20.0	312813.000	0.6366
trans-1,2-Dichloroethene	2.00	17603.0000	0.2724	5.00	37369.0000	0.2323	20.0	169239.000	0.2597
trans-1,3-Dichloropropene	2.00	21430.0000	0.4345	5.00	53323.0000	0.4389	20.0	235585.000	0.4795

KEMRON FORMS - Modified 10/13/2006
Version 1.6 PDF File ID: 657680
Report generated 12/28/2006 11:14

KEMRON Environmental Services

INITIAL CALIBRATION DATA

00047219

Login Number: L0612432

Analytical Method: 8260B

Instrument ID: HPMS6

Initial Calibration Date: 20-NOV-06 14:29

Column ID: F

Analyte	WG227929-08			WG227929-09			WG227929-10		
	CONC	RESP	RF	CONC	RESP	RF	CONC	RESP	RF
Trichlorofluoromethane	50.0	870781.000	0.5403	100	1742322.00	0.5285	150	2701650.00	0.5304
cis-1,2-Dichloroethene	50.0	444956.000	0.2761	100	878233.000	0.2664	150	1363338.00	0.2677
cis-1,3-Dichloropropene	50.0	655328.000	0.4066	100	1326138.00	0.4023	150	2046998.00	0.4019
m-,p-Xylene	100	1656592.00	0.6615	200	3235389.00	0.6256	300	4940454.00	0.6080
o-Xylene	50.0	798940.000	0.6380	100	1592423.00	0.6158	150	2504175.00	0.6163
trans-1,2-Dichloroethene	50.0	416473.000	0.2584	100	816129.000	0.2476	150	1246406.00	0.2447
trans-1,3-Dichloropropene	50.0	597204.000	0.4769	100	1200347.00	0.4642	150	1869245.00	0.4600

KEMRON FORMS - Modified 10/13/2006
Version 1.6 PDF File ID: 657680
Report generated 12/28/2006 11:14

KEMRON Environmental Services

INITIAL CALIBRATION DATA

00047220

Login Number: L0612432

Analytical Method: 8260B

Instrument ID: HPMS6

Initial Calibration Date: 20-NOV-06 14:29

Column ID: F

Analyte	WG227929-11		
	CONC	RESP	RF
Trichlorofluoromethane	200	3591552.00	0.5146
cis-1,2-Dichloroethene	200	1883057.00	0.2698
cis-1,3-Dichloropropene	200	2790457.00	0.3998
m-,p-Xylene	400	6617291.00	0.5841
o-Xylene	200	3426239.00	0.6049
trans-1,2-Dichloroethene	200	1735008.00	0.2486
trans-1,3-Dichloropropene	200	2478857.00	0.4376

KEMRON FORMS - Modified 10/13/2006
Version 1.6 PDF File ID: 657680
Report generated 12/28/2006 11:14

KEMRON Environmental Services

ALTERNATE SOURCE CALIBRATION REPORT

00047221

Login Number: L0612432 Run Date: 11/28/2006 Sample ID: WG228336-11
Instrument ID: HPMS11 Run Time: 14:28 Method: 8260B
File ID: 11M38446 Analyst: CMS
ICal Workgroup: WG228336 Cal ID: HPMS11 - 28-NOV-06

Analyte		Expected	Found	Units	RF	%D	UCL	Q
1,1-Dichloroethene	CCC	20.0	20.9	ug/L	0.211	4.40	30	
1,2-Dichloropropane	CCC	20.0	21.1	ug/L	0.266	5.40	30	
Chloroform	CCC	20.0	20.0	ug/L	0.431	0.200	30	
Ethylbenzene	CCC	20.0	21.5	ug/L	0.505	7.60	30	
Toluene	CCC	20.0	20.7	ug/L	1.33	3.60	30	
Vinyl Chloride	CCC	20.0	18.1	ug/L	0.175	9.60	30	
1,1,2,2-Tetrachloroethane	SPCC	20.0	20.9	ug/L	0.408	4.70	30	
1,1-Dichloroethane	SPCC	20.0	20.6	ug/L	0.501	3.20	30	
Bromoform	SPCC	20.0	17.9	ug/L	0.154	10.5	30	
Chlorobenzene	SPCC	20.0	20.8	ug/L	0.906	4.00	30	
Chloromethane	SPCC	20.0	17.8	ug/L	0.240	10.8	30	
1,1,1-Trichloroethane		20.0	21.1	ug/L	0.408	5.40	30	
1,1,2-Trichloro-1,2,2-Trifluoroethane		20.0	20.4	ug/L	0.226	2.00	30	
1,1,2-Trichloroethane		20.0	21.1	ug/L	0.216	5.70	30	
1,2,4-Trichlorobenzene		20.0	21.0	ug/L	0.943	5.00	30	
1,2-Dibromo-3-Chloropropane		20.0	20.2	ug/L	0.0753	0.900	30	
1,2-Dibromoethane		20.0	21.2	ug/L	0.216	6.00	30	
1,2-Dichlorobenzene		20.0	20.7	ug/L	1.27	3.60	30	
1,2-Dichloroethane		20.0	20.0	ug/L	0.341	0.200	30	
cis-1,2-Dichloroethene		20.0	20.8	ug/L	0.253	3.80	30	
trans-1,2-Dichloroethene		20.0	20.6	ug/L	0.233	2.90	30	
1,3-Dichlorobenzene		20.0	20.9	ug/L	1.43	4.60	30	
1,4-Dichlorobenzene		20.0	20.2	ug/L	1.45	0.800	30	
2-Butanone		20.0	19.6	ug/L	0.0560	2.20	30	
2-Hexanone		20.0	18.4	ug/L	0.119	7.80	30	
4-Methyl-2-Pentanone		20.0	19.0	ug/L	0.0558	5.20	30	
Acetone		20.0	21.8	ug/L	0.0394	8.90	30	
Benzene		20.0	20.8	ug/L	0.934	4.00	30	
Bromodichloromethane		20.0	21.4	ug/L	0.315	7.10	30	
Bromomethane		20.0	18.9	ug/L	0.172	5.50	30	
Carbon Disulfide		20.0	20.8	ug/L	0.661	3.90	30	
Carbon Tetrachloride		20.0	20.8	ug/L	0.351	4.10	30	
Chloroethane		20.0	18.6	ug/L	0.168	6.80	30	
cis-1,3-Dichloropropene		20.0	21.5	ug/L	0.370	7.70	30	
Cyclohexane		20.0	21.1	ug/L	0.521	5.50	30	
Dibromochloromethane		20.0	21.5	ug/L	0.270	7.40	30	
Dichlorodifluoromethane		20.0	17.4	ug/L	0.279	13.0	30	
Isopropylbenzene		20.0	19.8	ug/L	1.42	1.20	30	
Methyl acetate		20.0	17.9	ug/L	0.111	10.4	30	
Methyl Tert Butyl Ether		20.0	21.2	ug/L	0.475	5.90	30	
Methylcyclohexane		20.0	21.4	ug/L	0.380	7.10	30	
Methylene Chloride		20.0	19.6	ug/L	0.212	1.80	30	

KEMRON FORMS - Modified 11/21/2006
Version 1.5 PDF File ID: 657681
Report generated 12/28/2006 11:14

KEMRON Environmental Services

ALTERNATE SOURCE CALIBRATION REPORT

00047222

Login Number: L0612432 Run Date: 11/28/2006 Sample ID: WG228336-11

Instrument ID: HPMS11 Run Time: 14:28 Method: 8260B

File ID: 11M38446 Analyst: CMS

ICal Workgroup: WG228336 Cal ID: HPMS11 - 28-NOV-06

Analyte		Expected	Found	Units	RF	%D	UCL	Q
Styrene		20.0	22.6	ug/L	1.04	12.8	30	
Tetrachloroethene		20.0	21.3	ug/L	0.281	6.70	30	
trans-1,3-Dichloropropene		20.0	19.4	ug/L	0.395	2.80	30	
Trichloroethene		20.0	21.5	ug/L	0.260	7.60	30	
Trichlorofluoromethane		20.0	18.0	ug/L	0.401	10.0	30	
Xylenes		60.0	64.9	ug/L	0.617	8.10	30	
o-Xylene		20.0	21.7	ug/L	0.606	8.30	30	
1,2-Dichloroethene		40.0	41.3	ug/L	0.243	3.40	30	
m-,p-Xylene		40.0	43.2	ug/L	0.627	8.00	30	

* Exceeds %D Limit

CCC Calibration Check Compounds
SPCC System Performance Check Compounds

KEMRON FORMS - Modified 11/21/2006
Version 1.5 PDF File ID: 657681
Report generated 12/28/2006 11:14

KEMRON Environmental Services

ALTERNATE SOURCE CALIBRATION REPORT

00047223

Login Number: L0612432 Run Date: 11/20/2006 Sample ID: WG227929-12
Instrument ID: HPMS6 Run Time: 17:01 Method: 8260B
File ID: 6M62051 Analyst: CMS
ICal Workgroup: WG227929 Cal ID: HPMS6 - 20-NOV-06

Analyte		Expected	Found	Units	RF	%D	UCL	Q
1,1-Dichloroethene	CCC	20.0	21.0	ug/L	0.387	5.00	30	
1,2-Dichloropropane	CCC	20.0	20.7	ug/L	0.228	3.30	30	
Chloroform	CCC	20.0	20.2	ug/L	0.497	1.00	30	
Ethylbenzene	CCC	20.0	21.8	ug/L	0.555	8.80	30	
Toluene	CCC	20.0	20.8	ug/L	1.42	4.20	30	
Vinyl Chloride	CCC	20.0	21.3	ug/L	0.195	6.60	30	
1,1,2,2-Tetrachloroethane	SPCC	20.0	20.3	ug/L	0.394	1.50	30	
1,1-Dichloroethane	SPCC	20.0	21.1	ug/L	0.456	5.70	30	
Bromoform	SPCC	20.0	19.8	ug/L	0.193	1.00	30	
Chlorobenzene	SPCC	20.0	20.8	ug/L	0.986	4.00	30	
Chloromethane	SPCC	20.0	20.5	ug/L	0.254	2.30	30	
1,1,1-Trichloroethane		20.0	20.9	ug/L	0.482	4.50	30	
1,1,2-Trichloro-1,2,2-Trifluoroethane		20.0	20.2	ug/L	0.261	0.800	30	
1,1,2-Trichloroethane		20.0	21.2	ug/L	0.229	5.90	30	
1,2,4-Trichlorobenzene		20.0	21.0	ug/L	1.04	5.10	30	
1,2-Dibromo-3-Chloropropane		20.0	21.4	ug/L	0.0834	7.00	30	
1,2-Dibromoethane		20.0	20.8	ug/L	0.241	3.90	30	
1,2-Dichlorobenzene		20.0	20.3	ug/L	1.33	1.70	30	
1,2-Dichloroethane		20.0	20.1	ug/L	0.339	0.400	30	
cis-1,2-Dichloroethene		20.0	20.9	ug/L	0.280	4.30	30	
trans-1,2-Dichloroethene		20.0	20.6	ug/L	0.260	3.20	30	
1,3-Dichlorobenzene		20.0	20.6	ug/L	1.49	3.00	30	
1,4-Dichlorobenzene		20.0	20.2	ug/L	1.52	0.800	30	
2-Butanone		20.0	23.8	ug/L	0.0569	18.8	30	
2-Hexanone		20.0	18.9	ug/L	0.0926	5.60	30	
4-Methyl-2-Pentanone		20.0	19.4	ug/L	0.0433	3.00	30	
Acetone		20.0	23.5	ug/L	0.0412	17.4	30	
Benzene		20.0	20.6	ug/L	0.965	3.10	30	
Bromodichloromethane		20.0	21.2	ug/L	0.365	5.80	30	
Bromomethane		20.0	21.0	ug/L	0.176	5.10	30	
Carbon Disulfide		20.0	19.8	ug/L	0.655	0.900	30	
Carbon Tetrachloride		20.0	21.2	ug/L	0.429	6.10	30	
Chloroethane		20.0	20.9	ug/L	0.175	4.50	30	
cis-1,3-Dichloropropene		20.0	21.1	ug/L	0.402	5.40	30	
Cyclohexane		20.0	19.7	ug/L	0.341	1.50	30	
Dibromochloromethane		20.0	21.2	ug/L	0.318	5.80	30	
Dichlorodifluoromethane		20.0	20.7	ug/L	0.375	3.50	30	
Isopropylbenzene		20.0	19.5	ug/L	1.56	2.70	30	
Methyl acetate		20.0	28.0	ug/L	0.124	39.9	30	*
Methyl Tert Butyl Ether		20.0	19.7	ug/L	0.516	1.40	30	
Methylcyclohexane		20.0	20.3	ug/L	0.393	1.60	30	
Methylene Chloride		20.0	19.8	ug/L	0.255	0.900	30	

KEMRON FORMS - Modified 11/21/2006
Version 1.5 PDF File ID: 657681
Report generated 12/28/2006 11:14

KEMRON Environmental Services

ALTERNATE SOURCE CALIBRATION REPORT

00047224

Login Number: L0612432 Run Date: 11/20/2006 Sample ID: WG227929-12

Instrument ID: HPMS6 Run Time: 17:01 Method: 8260B

File ID: 6M62051 Analyst: CMS

ICal Workgroup: WG227929 Cal ID: HPMS6 - 20-NOV-06

Analyte		Expected	Found	Units	RF	%D	UCL	Q
Styrene		20.0	21.3	ug/L	1.09	6.60	30	
Tetrachloroethene		20.0	20.6	ug/L	0.407	3.10	30	
trans-1,3-Dichloropropene		20.0	20.2	ug/L	0.444	1.00	30	
Trichloroethene		20.0	21.6	ug/L	0.300	8.00	30	
Trichlorofluoromethane		20.0	18.4	ug/L	0.491	8.10	30	
Xylenes		60.0	63.5	ug/L	0.657	5.90	30	
1,2-Dichloroethene		40.0	41.5	ug/L	0.270	3.80	30	
o-Xylene		20.0	20.8	ug/L	0.638	4.20	30	
m-,p-Xylene		40.0	42.7	ug/L	0.676	6.70	30	

* Exceeds %D Limit

CCC Calibration Check Compounds
SPCC System Performance Check Compounds

KEMRON FORMS - Modified 11/21/2006
Version 1.5 PDF File ID: 657681
Report generated 12/28/2006 11:14

KEMRON Environmental Services

CONTINUING CALIBRATION VERIFICATION (CCV)

00047225

Login Number: L0612432 Run Date: 12/21/2006 Sample ID: WG230112-02
Instrument ID: HPMS11 Run Time: 09:40 Method: 8260B
File ID: 11M39032 Analyst: MES
Workgroup (AAB#): WG230113 Cal ID: HPMS11 - 28-NOV-06

Analyte		Expected	Found	UNITS	RF	%D	UCL	Q
1,1-Dichloroethene	CCC	50.0	51.8	ug/L	0.209	3.60	20	
1,2-Dichloropropane	CCC	50.0	46.9	ug/L	0.236	6.30	20	
Chloroform	CCC	50.0	51.4	ug/L	0.442	2.70	20	
Ethylbenzene	CCC	50.0	49.6	ug/L	0.465	0.900	20	
Toluene	CCC	50.0	48.9	ug/L	1.25	2.10	20	
Vinyl Chloride	CCC	50.0	52.2	ug/L	0.195	4.40	20	
1,1,2,2-Tetrachloroethane	SPCC	50.0	44.5	ug/L	0.346	11.0	40	
1,1-Dichloroethane	SPCC	50.0	49.3	ug/L	0.479	1.30	40	
Bromoform	SPCC	50.0	45.0	ug/L	0.155	10.0	40	
Chlorobenzene	SPCC	50.0	47.3	ug/L	0.824	5.40	40	
Chloromethane	SPCC	50.0	48.9	ug/L	0.263	2.20	40	
1,1,1-Trichloroethane		50.0	55.3	ug/L	0.428	10.5	40	
1,1,2-Trichloro-1,2,2-Trifluoroethane		50.0	54.1	ug/L	0.240	8.20	40	
1,1,2-Trichloroethane		50.0	45.5	ug/L	0.186	8.90	40	
1,2,4-Trichlorobenzene		50.0	43.8	ug/L	0.786	12.5	40	
1,2-Dibromo-3-Chloropropane		50.0	41.9	ug/L	0.0644	16.2	40	
1,2-Dibromoethane		50.0	46.8	ug/L	0.191	6.40	40	
1,2-Dichlorobenzene		50.0	46.1	ug/L	1.13	7.80	40	
1,2-Dichloroethane		50.0	49.0	ug/L	0.334	1.90	40	
cis-1,2-Dichloroethene		50.0	50.8	ug/L	0.247	1.50	40	
trans-1,2-Dichloroethene		50.0	51.2	ug/L	0.232	2.40	40	
1,3-Dichlorobenzene		50.0	47.6	ug/L	1.30	4.80	40	
1,4-Dichlorobenzene		50.0	45.7	ug/L	1.32	8.50	40	
2-Butanone		50.0	42.6	ug/L	0.0487	14.8	40	
2-Hexanone		50.0	41.0	ug/L	0.105	18.1	40	
4-Methyl-2-Pentanone		50.0	41.3	ug/L	0.0486	17.5	40	
Acetone		50.0	50.0	ug/L	0.0362	0	40	
Benzene		50.0	49.1	ug/L	0.882	1.80	40	
Bromodichloromethane		50.0	52.5	ug/L	0.309	5.10	40	
Bromomethane		50.0	47.6	ug/L	0.174	4.80	40	
Carbon Disulfide		50.0	49.7	ug/L	0.633	0.500	40	
Carbon Tetrachloride		50.0	57.6	ug/L	0.388	15.1	40	
Chloroethane		50.0	52.2	ug/L	0.188	4.30	40	
cis-1,3-Dichloropropene		50.0	49.8	ug/L	0.342	0.400	40	
Cyclohexane		50.0	49.3	ug/L	0.487	1.40	40	
Dibromochloromethane		50.0	51.3	ug/L	0.258	2.70	40	
Dichlorodifluoromethane		50.0	49.3	ug/L	0.316	1.40	40	
Isopropylbenzene		50.0	51.6	ug/L	1.48	3.20	40	
Methyl acetate		50.0	49.1	ug/L	0.122	1.70	40	
Methyl Tert Butyl Ether		50.0	48.6	ug/L	0.436	2.80	40	
Methylcyclohexane		50.0	50.4	ug/L	0.358	0.900	40	
Methylene Chloride		50.0	48.2	ug/L	0.208	3.70	40	

KEMRON FORMS - Modified 12/11/2006
Version 1.3 PDF File ID: 657684
Report generated 12/28/2006 11:14

KEMRON Environmental Services

CONTINUING CALIBRATION VERIFICATION (CCV)

00047226

Login Number: L0612432 Run Date: 12/21/2006 Sample ID: WG230112-02
Instrument ID: HPMS11 Run Time: 09:40 Method: 8260B
File ID: 11M39032 Analyst: MES
Workgroup (AAB#): WG230113 Cal ID: HPMS11 - 28-NOV-06

Analyte		Expected	Found	UNITS	RF	%D	UCL	Q
Styrene		50.0	52.5	ug/L	0.969	5.00	40	
Tetrachloroethene		50.0	50.2	ug/L	0.264	0.300	40	
trans-1,3-Dichloropropene		50.0	47.8	ug/L	0.388	4.50	40	
Trichloroethene		50.0	51.2	ug/L	0.247	2.40	40	
Trichlorofluoromethane		50.0	56.7	ug/L	0.505	13.5	40	
Xylenes		150	151	ug/L	0.573	0.600	40	
o-Xylene		50.0	50.1	ug/L	0.561	0.100	40	
1,2-Dichloroethene		100	102	ug/L	0.240	2.00	40	
m-,p-Xylene		100	101	ug/L	0.586	0.800	40	

* Exceeds %D Criteria

CCC Calibration Check Compounds
SPCC System Performance Check Compounds

KEMRON FORMS - Modified 12/11/2006
Version 1.3 PDF File ID: 657684
Report generated 12/28/2006 11:14

KEMRON Environmental Services

CONTINUING CALIBRATION VERIFICATION (CCV)

00047227

Login Number: L0612432 Run Date: 12/21/2006 Sample ID: WG230116-02
Instrument ID: HPMS6 Run Time: 10:31 Method: 8260B
File ID: 6M62798 Analyst: MES
Workgroup (AAB#): WG230117 Cal ID: HPMS6 - 20-NOV-06

Analyte		Expected	Found	UNITS	RF	%D	UCL	Q
1,1-Dichloroethene	CCC	50.0	46.7	ug/L	0.344	6.60	20	
1,2-Dichloropropane	CCC	50.0	46.7	ug/L	0.206	6.60	20	
Chloroform	CCC	50.0	47.4	ug/L	0.467	5.30	20	
Ethylbenzene	CCC	50.0	48.6	ug/L	0.496	2.90	20	
Toluene	CCC	50.0	47.0	ug/L	1.28	6.00	20	
Vinyl Chloride	CCC	50.0	58.0	ug/L	0.199	16.1	20	
1,1,2,2-Tetrachloroethane	SPCC	50.0	46.4	ug/L	0.360	7.30	40	
1,1-Dichloroethane	SPCC	50.0	47.6	ug/L	0.411	4.70	40	
Bromoform	SPCC	50.0	52.1	ug/L	0.203	4.10	40	
Chlorobenzene	SPCC	50.0	48.2	ug/L	0.914	3.60	40	
Chloromethane	SPCC	50.0	44.5	ug/L	0.221	11.0	40	
1,1,1-Trichloroethane		50.0	48.4	ug/L	0.447	3.20	40	
1,1,2-Trichloro-1,2,2-Trifluoroethane		50.0	49.4	ug/L	0.255	1.30	40	
1,1,2-Trichloroethane		50.0	47.9	ug/L	0.207	4.20	40	
1,2,4-Trichlorobenzene		50.0	48.6	ug/L	0.960	2.90	40	
1,2-Dibromo-3-Chloropropane		50.0	47.8	ug/L	0.0745	4.30	40	
1,2-Dibromoethane		50.0	48.9	ug/L	0.227	2.30	40	
1,2-Dichlorobenzene		50.0	47.1	ug/L	1.23	5.80	40	
1,2-Dichloroethane		50.0	46.2	ug/L	0.312	7.60	40	
cis-1,2-Dichloroethene		50.0	48.3	ug/L	0.259	3.50	40	
trans-1,2-Dichloroethene		50.0	47.2	ug/L	0.238	5.60	40	
1,3-Dichlorobenzene		50.0	47.6	ug/L	1.38	4.80	40	
1,4-Dichlorobenzene		50.0	46.5	ug/L	1.40	6.90	40	
2-Butanone		50.0	44.1	ug/L	0.0423	11.7	40	
2-Hexanone		50.0	44.6	ug/L	0.0874	10.9	40	
4-Methyl-2-Pentanone		50.0	46.3	ug/L	0.0413	7.30	40	
Acetone		50.0	47.2	ug/L	0.0331	5.70	40	
Benzene		50.0	47.1	ug/L	0.882	5.80	40	
Bromodichloromethane		50.0	48.6	ug/L	0.336	2.70	40	
Bromomethane		50.0	48.9	ug/L	0.170	2.10	40	
Carbon Disulfide		50.0	48.2	ug/L	0.637	3.50	40	
Carbon Tetrachloride		50.0	50.7	ug/L	0.410	1.30	40	
Chloroethane		50.0	48.0	ug/L	0.161	3.90	40	
cis-1,3-Dichloropropene		50.0	49.5	ug/L	0.378	0.900	40	
Cyclohexane		50.0	50.0	ug/L	0.347	0	40	
Dibromochloromethane		50.0	50.1	ug/L	0.301	0.200	40	
Dichlorodifluoromethane		50.0	42.2	ug/L	0.306	15.5	40	
Isopropylbenzene		50.0	49.5	ug/L	1.59	1.00	40	
Methyl acetate		50.0	55.5	ug/L	0.0986	11.1	40	
Methyl Tert Butyl Ether		50.0	47.7	ug/L	0.498	4.70	40	
Methylcyclohexane		50.0	51.8	ug/L	0.401	3.50	40	
Methylene Chloride		50.0	44.0	ug/L	0.227	12.0	40	

KEMRON FORMS - Modified 12/11/2006
Version 1.3 PDF File ID: 657684
Report generated 12/28/2006 11:14

KEMRON Environmental Services

CONTINUING CALIBRATION VERIFICATION (CCV)

00047228

Login Number: L0612432 Run Date: 12/21/2006 Sample ID: WG230116-02
Instrument ID: HPMS6 Run Time: 10:31 Method: 8260B
File ID: 6M62798 Analyst: MES
Workgroup (AAB#): WG230117 Cal ID: HPMS6 - 20-NOV-06

Analyte		Expected	Found	UNITS	RF	%D	UCL	Q
Styrene		50.0	50.1	ug/L	1.03	0.200	40	
Tetrachloroethene		50.0	48.5	ug/L	0.383	3.10	40	
trans-1,3-Dichloropropene		50.0	49.1	ug/L	0.432	1.80	40	
Trichloroethene		50.0	50.3	ug/L	0.279	0.600	40	
Trichlorofluoromethane		50.0	47.3	ug/L	0.505	5.50	40	
Xylenes		150	145	ug/L	0.602	3.00	40	
o-Xylene		50.0	47.8	ug/L	0.585	4.40	40	
1,2-Dichloroethene		100	95.5	ug/L	0.248	4.50	40	
m-,p-Xylene		100	97.7	ug/L	0.618	2.30	40	

* Exceeds %D Criteria

CCC Calibration Check Compounds
SPCC System Performance Check Compounds

KEMRON FORMS - Modified 12/11/2006
Version 1.3 PDF File ID: 657684
Report generated 12/28/2006 11:14

KEMRON ENVIRONMENTAL SERVICES
INTERNAL STANDARD AREA SUMMARY
(COMPARED TO CCV)

00047229

Login Number: L0612432
Instrument ID: HPMS11
Workgroup (AAB#): WG230113

CCV Number: WG230112-02
CAL ID: HPMS11-28-NOV-06
Matrix: WATER

Sample Number	Dilution	Tag	IS-1	IS-2	IS-3
WG230112-02	NA	NA	340279	608250	781667
Upper Limit	NA	NA	680558	1216500	1563334
Lower Limit	NA	NA	170140	304125	390834
L0612432-01	1.00	01	282089	515847	658700
WG230113-01	1.00	01	311229	570402	743484
WG230113-02	1.00	01	324956	581701	747018
WG230113-03	1.00	01	325160	585385	756888

IS-1 - 1,4-Dichlorobenzene-d4
IS-2 - Chlorobenzene-d5
IS-3 - Fluorobenzene

Underline = Response outside limits

KEMRON FORMS - Modified 04/18/2006
Version 1.3 PDF File ID: 657685
Report generated 12/28/2006 11:14

KEMRON ENVIRONMENTAL SERVICES
INTERNAL STANDARD AREA SUMMARY
(COMPARED TO CCV)

00047230

Login Number: L0612432
Instrument ID: HPMS6
Workgroup (AAB#): WG230117

CCV Number: WG230116-02
CAL ID: HPMS6-20-NOV-06
Matrix: WATER

Sample Number	Dilution	Tag	IS-1	IS-2	IS-3
WG230116-02	NA	NA	283533	453847	572020
Upper Limit	NA	NA	567066	907694	1144040
Lower Limit	NA	NA	141767	226924	286010
L0612432-02	1.00	01	234659	395347	499833
L0612432-03	1.00	01	225141	382470	482045
L0612432-04	1.00	01	224853	376382	476099
WG230117-01	1.00	01	252822	432169	561945
WG230117-02	1.00	01	263693	435052	553098

IS-1 - 1,4-Dichlorobenzene-d4
IS-2 - Chlorobenzene-d5
IS-3 - Fluorobenzene

Underline = Response outside limits

KEMRON FORMS - Modified 04/18/2006
Version 1.3 PDF File ID: 657685
Report generated 12/28/2006 11:14

KEMRON ENVIRONMENTAL SERVICES
INTERNAL STANDARD RETENTION TIME SUMMARY
(COMPARED TO CCV)

00047231

Login Number: L0612432
Instrument ID: HPMS11
Workgroup (AAB#): WG230113

CCV Number: WG230112-02
CAL ID: HPMS11-28-NOV-06
Matrix: WATER

Sample Number	Dilution	Tag	IS-1	IS-2	IS-3
WG230112-02	NA	NA	16.46	13.66	10.04
Upper Limit	NA	NA	16.96	14.16	10.54
Lower Limit	NA	NA	15.96	13.16	9.54
L0612432-01	1.00	01	16.456	13.659	10.035
WG230113-01	1.00	01	16.456	13.654	10.035
WG230113-02	1.00	01	16.456	13.654	10.03
WG230113-03	1.00	01	16.456	13.654	10.03

IS-1 - 1,4-Dichlorobenzene-d4
IS-2 - Chlorobenzene-d5
IS-3 - Fluorobenzene

Underline = Response outside limits

KEMRON FORMS - Modified 04/18/2006
Version 1.3 PDF File ID: 657687
Report generated 12/28/2006 11:14

KEMRON ENVIRONMENTAL SERVICES
INTERNAL STANDARD RETENTION TIME SUMMARY
(COMPARED TO CCV)

00047232

Login Number: L0612432
Instrument ID: HPMS6
Workgroup (AAB#): WG230117

CCV Number: WG230116-02
CAL ID: HPMS6-20-NOV-06
Matrix: WATER

Sample Number	Dilution	Tag	IS-1	IS-2	IS-3
WG230116-02	NA	NA	19.51	15.95	11.45
Upper Limit	NA	NA	20.01	16.45	11.95
Lower Limit	NA	NA	19.01	15.45	10.95
L0612432-02	1.00	01	19.52	15.95	11.45
L0612432-03	1.00	01	19.52	15.95	11.45
L0612432-04	1.00	01	19.52	15.95	11.45
WG230117-01	1.00	01	19.52	15.95	11.45
WG230117-02	1.00	01	19.52	15.95	11.45

IS-1 - 1,4-Dichlorobenzene-d4
IS-2 - Chlorobenzene-d5
IS-3 - Fluorobenzene

Underline = Response outside limits

KEMRON FORMS - Modified 04/18/2006
Version 1.3 PDF File ID: 657687
Report generated 12/28/2006 11:14

KEMRON Environmental Services
Data Checklist

00047233

Date: 27-SEP-2006
Analyst: JLS
Analyst: NA
Method: RSK175
Instrument: HP16
Curve Workgroup: NA
Runlog ID: 12513
Analytical Workgroups: WG223500, WG223502

System Performance Check	NA
BFB	NA
Initial Calibration	X
Average RF	X
Linear Reg or Higher Order Curve	X
Second Source standard % Difference	X
Continuing Calibration /Check Standards	X
Project/Client Specific Requirements	X
Special Standards	NA
Blanks	X
TCL's	X
Surrogates	NA
LCS (Laboratory Control Sample)	X
Recoveries	X
Surrogates	NA
MS/MSD/Duplicates	X
Samples	X
TCL Hits	X
Spectra of TCL Hits	NA
Surrogates	NA
Internal Standards Criteria	NA
Calculations & Correct Factors	X
Dilutions Run	X
Reruns	X
Manual Integrations	NA
Excel Spreadsheets	X
Case Narrative	X
Narrative Summary	NA
Results Reporting/Data Qualifiers	X
Client Data Package Assembly	X
Check for Completeness	X
Primary Reviewer	JLS
Secondary Reviewer	MDA
Check for compliance with method and project specific requirements	X
Check the completeness of reported information	X
Check the information for the report narrative	X
Check the reasonableness of the results	X

Primary Reviewer:
28-SEP-2006

Secondary Reviewer:
28-SEP-2006

Generated: SEP-29-2006 13:00:04

KEMRON Environmental Services
Data Checklist

00047234

Date: 19-DEC-2006
Analyst: JLS
Analyst: NA
Method: RSK175
Instrument: HP16
Curve Workgroup: NA
Runlog ID: 13854
Analytical Workgroups: WG229898, WG229899

System Performance Check	NA
BFB	NA
Initial Calibration	X
Average RF	X
Linear Reg or Higher Order Curve	X
Second Source standard % Difference	X
Continuing Calibration /Check Standards	X
Project/Client Specific Requirements	X
Special Standards	NA
Blanks	X
TCL's	X
Surrogates	NA
LCS (Laboratory Control Sample)	X
Recoveries	X
Surrogates	NA
MS/MSD/Duplicates	X
Samples	X
TCL Hits	X
Spectra of TCL Hits	NA
Surrogates	NA
Internal Standards Criteria	NA
Calculations & Correct Factors	X
Dilutions Run	X
Reruns	X
Manual Integrations	NA
Excel Spreadsheets	X
Case Narrative	X
Narrative Summary	NA
Results Reporting/Data Qualifiers	X
Client Data Package Assembly	X
Check for Completeness	X
Primary Reviewer	JLS
Secondary Reviewer	MDA
Check for compliance with method and project specific requirements	X
Check the completeness of reported information	X
Check the information for the report narrative	X
Check the reasonableness of the results	X

Primary Reviewer: 20-DEC-2006

Secondary Reviewer: 21-DEC-2006

Generated: DEC-21-2006 13:42:44

KEMRON Environmental Services

Instrument Run Log

00047235

Instrument: HP16 Dataset: 092706

Analyst1: JLS Analyst2: NA

Method: RSK175 SOP: RSK01 Rev: 7

Method: 5021 SOP: RSK01 Rev: 7

Maintenance Log ID: 15882

Internal Standard: NA Surrogate Standard: NA

CCV: STD15381 LCS: STD15381 MS/MSD: STD15381

Column 1 ID: RTQPLOT Column 2 ID: RTQPLOT

Workgroups: WG223500, WG223502

Comments:

Seq.	File ID	Sample Information	pH	Mat	Dil	Reference	Date/Time
1	16G4196	WG223500-01 .1ug/ml STD	NA	1	1	STD15381	09/27/06 13:50
2	16G4197	WG223500-02 1ug/ml STD	NA	1	1	STD15381	09/27/06 14:04
3	16G4198	WG223500-03 10ug/ml STD	NA	1	1	STD15381	09/27/06 14:18
4	16G4199	WG223500-04 20ug/ml STD	NA	1	1	STD15381	09/27/06 14:32
5	16G4200	WG223500-05 50ug/ml STD	NA	1	1	STD15381	09/27/06 14:46
6	16G4201	WG223500-06 100ug/ml STD	NA	1	1	STD15381	09/27/06 15:01
7	16G4202	WG223500-07 200ug/ml STD	NA	1	1	STD15381	09/27/06 15:15
8	16G4203	WG223500-08 300ug/ml STD	NA	1	1	STD15381	09/27/06 15:29
9	16G4204	WG223500-09 50ug/ml STD	NA	1	1	STD15381	09/27/06 15:43
10	16G4205	WG223502-01 BLANK	NA	1	1		09/27/06 16:14
11	16G4206	WG223502-02 20ug/ml LCS	NA	1	1	STD15381	09/27/06 16:28
12	16G4207	WG223502-03 20ug/ml LCS DUP	NA	1	1	STD15381	09/27/06 16:42
13	16G4208	L0609385-08 B 10X	7	1	10		09/27/06 16:56
14	16G4209	L0609387-07 A	7	1	1		09/27/06 17:10
15	16G4210	L0609505-02 A	7	1	1		09/27/06 17:24
16	16G4211	L0609417-01 A	7	1	1		09/27/06 17:38
17	16G4212	L0609417-02 A	7	1	1		09/27/06 17:52
18	16G4213	L0609417-03 A	7	1	1		09/27/06 18:06
19	16G4214	L0609417-04 A MS	7	1	1	STD15381	09/27/06 18:20
20	16G4215	RINSE	NA	1	1		09/27/06 18:34
21	16G4216	RINSE	NA	1	1		09/27/06 18:48
22	16G4217	WG223501-02 50ug/ml STD	NA	1	1	STD15381	09/27/06 19:02
23	16G4218	L0609417-05 A MSD	7	1	1	STD15381	09/27/06 19:16
24	16G4219	L0609417-06 A	7	1	1		09/27/06 19:30
25	16G4220	L0609417-07 A	7	1	1		09/27/06 19:44
26	16G4221	L0609417-08 A	7	1	1		09/27/06 19:58
27	16G4222	L0609417-09 A	7	1	1		09/27/06 20:12
28	16G4223	L0609439-01 A	<2	1	1		09/27/06 20:26
29	16G4224	L0609439-02 A MS	<2	1	1	STD15381	09/27/06 20:40
30	16G4225	L0609439-03 A MSD	<2	1	1	STD15381	09/27/06 20:54
31	16G4226	L0609439-04 A	<2	1	1		09/27/06 21:08
32	16G4227	L0609439-05 A	<2	1	1		09/27/06 21:22

Approved: September 28, 2006

KEMRON Environmental Services

Instrument Run Log

00047236

Instrument: HP16 Dataset: 092706
Analyst1: JLS Analyst2: NA
Method: RSK175 SOP: RSK01 Rev: 7
Method: 5021 SOP: RSK01 Rev: 7

Maintenance Log ID: 15882

Internal Standard: NA Surrogate Standard: NA
CCV: STD15381 LCS: STD15381 MS/MSD: STD15381

Column 1 ID: RTQPLOT Column 2 ID: RTQPLOT
Workgroups: WG223500, WG223502

Seq.	File ID	Sample Information	pH	Mat	Dil	Reference	Date/Time
33	16G4228	RINSE	NA	1	1		09/27/06 21:36
34	16G4229	RINSE	NA	1	1		09/27/06 21:50
35	16G4230	WG223501-03 50ug/ml STD	NA	1	1	STD15381	09/27/06 22:04
36	16G4231	L0609439-06 A	<2	1	1		09/27/06 22:18
37	16G4232	L0609439-07 A	<2	1	1		09/27/06 22:32
38	16G4233	L0609509-09 A	7	1	1		09/27/06 22:46
39	16G4234	RINSE	NA	1	1		09/27/06 23:00
40	16G4235	RINSE	NA	1	1		09/27/06 23:14
41	16G4236	WG223501-04 50ug/ml STD	NA	1	1	STD15381	09/27/06 23:29

Comments

Seq.	Rerun	Dil.	Reason	Analytes
16	X	100	Over Calibration Range	Methane
File ID: 16G4211				
17	X	100	Over Calibration Range	Methane
File ID: 16G4212				
32	X	10	Over Calibration Range	Methane
File ID: 16G4227				
36	X	100	Over Calibration Range	Methane
File ID: 16G4231				
37	X	100	Over Calibration Range	Methane
File ID: 16G4232				
38	X	100	Over Calibration Range	Methane
File ID: 16G4233				

Approved: September 28, 2006

KEMRON Environmental Services

Instrument Run Log

00047237

Instrument: HP16 Dataset: 121906

Analyst1: JLS Analyst2: NA

Method: RSK175 SOP: RSK01 Rev: 7

Method: 5021 SOP: RSK01 Rev: 7

Maintenance Log ID: 17129

Internal Standard: NA Surrogate Standard: NA

CCV: STD15381 LCS: STD15381 MS/MSD: STD15381

Column 1 ID: RTQPLOT Column 2 ID: RTQPLOT

Workgroups: WG229898, WG229899

Comments:

Seq.	File ID	Sample Information	pH	Mat	Dil	Reference	Date/Time
1	16G5619	WG229897-01 50umol/mol STD	NA	1	1	STD15381	12/19/06 10:37
2	16G5620	WG229898-01 BLANK	NA	1	1		12/19/06 10:53
3	16G5621	WG229898-02 20umol/mol LCS	NA	1	1	STD15381	12/19/06 11:07
4	16G5622	WG229898-03 20umol/mol LCS DUP	NA	1	1	STD15381	12/19/06 11:21
5	16G5623	L0612229-06 B	7	1	1		12/19/06 11:35
6	16G5624	L0612230-01 B 50X	7	1	50		12/19/06 11:49
7	16G5625	L0612230-04 B 50X	7	1	50		12/19/06 12:03
8	16G5626	L0612274-01 B 50X	7	1	50		12/19/06 12:17
9	16G5627	WG229897-02 50umol/mol	NA	1	1	STD15381	12/19/06 13:03
10	16G5628	L0612274-02 A 10X	7	1	10		12/19/06 13:17
11	16G5629	L0612274-03 A MS 10X	7	1	10	STD15381	12/19/06 13:32
12	16G5630	L0612274-04 A MSD 10X	7	1	10	STD15381	12/19/06 13:46
13	16G5631	L0612274-05 A 10X	7	1	10		12/19/06 14:00
14	16G5632	L0612274-06 A 10X	7	1	10		12/19/06 14:14
15	16G5633	L0612274-07 A 10X	7	1	10		12/19/06 14:28
16	16G5634	L0612275-01 A 10X	7	1	10		12/19/06 14:42
17	16G5635	L0612275-02 A 10X	7	1	10		12/19/06 14:56
18	16G5636	L0612275-03 A 10X	7	1	10		12/19/06 15:10
19	16G5637	L0612275-04 A 10X	7	1	10		12/19/06 15:24
20	16G5638	WG229897-03 50umol/mol STD	NA	1	1	STD15381	12/19/06 15:38
21	16G5639	L0612295-01 A 10X	7	1	10		12/19/06 15:52
22	16G5640	L0612295-02 A 10X	7	1	10		12/19/06 16:06
23	16G5641	L0612295-03 A 10X	7	1	10		12/19/06 16:21
24	16G5642	L0612295-04 A 10X	7	1	10		12/19/06 16:35
25	16G5643	L0612296-01 A 10X	7	1	10		12/19/06 16:49
26	16G5644	L0612296-02 A 10X	7	1	10		12/19/06 17:03
27	16G5645	WG229897-04 50umol/mol STD	NA	1	1	STD15381	12/19/06 17:17
28	16G5646	WG229899-01 BLANK	NA	1	1		12/19/06 17:31
29	16G5647	WG229899-02 20umol/mol LCS	NA	1	1	STD15381	12/19/06 17:45
30	16G5648	WG229899-03 20umol/mol LCS DUP	NA	1	1	STD15381	12/19/06 17:59
31	16G5649	L0612432-01 A	7	1	1		12/19/06 18:13
32	16G5650	L0612432-02 A	10	1	1		12/19/06 18:27

Approved: December 21, 2006

KEMRON Environmental Services

Instrument Run Log

00047238

Instrument: HP16 Dataset: 121906
Analyst1: JLS Analyst2: NA
Method: RSK175 SOP: RSK01 Rev: 7
Method: 5021 SOP: RSK01 Rev: 7

Maintenance Log ID: 17129

Internal Standard: NA Surrogate Standard: NA
CCV: STD15381 LCS: STD15381 MS/MSD: STD15381

Column 1 ID: RTQPLOT Column 2 ID: RTQPLOT
Workgroups: WG229898, WG229899

Seq.	File ID	Sample Information	pH	Mat	Dil	Reference	Date/Time
33	16G5651	L0612432-03 A	7	1	1		12/19/06 18:41
34	16G5652	L0612432-04 A	7	1	1		12/19/06 18:55
35	16G5653	L0612458-01 A	7	1	1		12/19/06 19:09
36	16G5654	L0612458-02 A	7	1	1		12/19/06 19:23
37	16G5655	L0612458-03 A	7	1	1		12/19/06 19:37
38	16G5656	WG229897-05 50umol/mol STD	NA	1	1	STD15381	12/19/06 19:51
39	16G5657	L0612459-01 A	7	1	1		12/19/06 20:05
40	16G5658	L0612460-01 A	7	1	1		12/19/06 20:19
41	16G5659	L0612460-02 A	7	1	1		12/19/06 20:33
42	16G5660	L0612460-03 A	7	1	1		12/19/06 20:47
43	16G5661	L0612460-04 A	7	1	1		12/19/06 21:01
44	16G5662	L0612460-05 A	7	1	1		12/19/06 21:15
45	16G5663	L0612460-06 A	7	1	1		12/19/06 21:29
46	16G5664	L0612465-02 A	7	1	1		12/19/06 21:43
47	16G5665	L0612465-03 A	7	1	1		12/19/06 21:57
48	16G5666	L0612465-04 A	7	1	1		12/19/06 22:11
49	16G5667	WG229897-06 50umol/mol STD	NA	1	1	STD15381	12/19/06 22:25
50	16G5668	L0612465-05 A	7	1	1		12/19/06 22:39
51	16G5669	WG229897-07 50umol/mol STD	NA	1	1	STD15381	12/19/06 22:53

Comments

Seq.	Rerun	Dil.	Reason	Analytes
10	X	50	Over Calibration Range	Carbon dioxide
File ID: 16G5628				
13	X	50	Over Calibration Range	Carbon dioxide
File ID: 16G5631				
14	X	50	Over Calibration Range	Carbon dioxide
File ID: 16G5632				
15	X	50	Over Calibration Range	Carbon dioxide

Approved: December 21, 2006

KEMRON Environmental Services

Instrument Run Log

00047239

Instrument: HP16 Dataset: 121906

Analyst1: JLS Analyst2: NA

Method: RSK175 SOP: RSK01 Rev: 7

Method: 5021 SOP: RSK01 Rev: 7

Maintenance Log ID: 17129

Internal Standard: NA Surrogate Standard: NA

CCV: STD15381 LCS: STD15381 MS/MSD: STD15381

Column 1 ID: RTQPLOT Column 2 ID: RTQPLOT

Workgroups: WG229898, WG229899

Comments

Seq.	Rerun	Dil.	Reason	Analytes
File ID: 16G5633				
16	X	50	Over Calibration Range	Carbon dioxide
File ID: 16G5634				
17	X	50	Over Calibration Range	Carbon dioxide
File ID: 16G5635				
19	X	50	Over Calibration Range	Carbon dioxide
File ID: 16G5637				
21	X	50	Over Calibration Range	Carbon dioxide
File ID: 16G5639				
23	X	50	Over Calibration Range	Carbon dioxide
File ID: 16G5641				
25	X	50	Over Calibration Range	Carbon dioxide
File ID: 16G5643				
26	X	50	Over Calibration Range	Carbon dioxide
File ID: 16G5644				
45	X	10	Over Calibration Range	Methane
File ID: 16G5663				
46	X	50	Over Calibration Range	Methane
File ID: 16G5664				
47	X	100	Over Calibration Range	Methane, ethene
File ID: 16G5665				
48	X	10	Over Calibration Range	Methane

Approved: December 21, 2006

KEMRON Environmental Services

Instrument Run Log

00047240

Instrument: HP16 Dataset: 121906

Analyst1: JLS Analyst2: NA

Method: RSK175 SOP: RSK01 Rev: 7

Method: 5021 SOP: RSK01 Rev: 7

Maintenance Log ID: 17129

Internal Standard: NA Surrogate Standard: NA

CCV: STD15381 LCS: STD15381 MS/MSD: STD15381

Column 1 ID: RTQPLOT Column 2 ID: RTQPLOT

Workgroups: WG229898, WG229899

Comments

Seq.	Rerun	Dil.	Reason	Analytes
File ID: 16G5666				
50	X	50	Over Calibration Range	Methane
File ID: 16G5668				

Approved: December 21, 2006

KEMRON Environmental Services
HOLDING TIMES
EQUIVALENT TO AFCEE FORM 9

00047241

Analytical Method: RSK175 AAB#: WG229899
Login Number: L0612432

Client ID	Date Collected	Date Received	Date Extracted	Max Hold Time Ext.	Time Held Ext.	Date Analyzed	Max Hold Time Anal	Time Held Anal.	Q
35B WW05	12/14/06	12/16/06	12/19/06	14	5.38	12/19/06	14	5.38	
35B WW03	12/14/06	12/16/06	12/19/06	14	5.18	12/19/06	14	5.18	
35B WW06	12/14/06	12/16/06	12/19/06	14	5.33	12/19/06	14	5.33	
LHSMW-59	12/13/06	12/16/06	12/19/06	14	6.16	12/19/06	14	6.16	

* EXT = SEE PROJECT QAPP REQUIREMENTS
*ANAL = SEE PROJECT QAPP REQUIREMENTS

KEMRON FORMS - Modified 11/20/2006
Version 1.5 PDF File ID: 657289
Report generated 12/27/2006 08:21

KEMRON Environmental Services

METHOD BLANK SUMMARY

00047242

Login Number: L0612432
Blank File ID: 16G5646
Prep Date: 12/19/06 17:31
Analyzed Date: 12/19/06 17:31
Analyst: JLS

Work Group: WG229899
Blank Sample ID: WG229899-01
Instrument ID: HP16
Method: RSK175

This Method Blank Applies To The Following Samples:

Client ID	Lab Sample ID	Lab File ID	Time Analyzed	TAG
LCS	WG229899-02	16G5647	12/19/06 17:45	01
LCS2	WG229899-03	16G5648	12/19/06 17:59	01
LHSMW-59	L0612432-01	16G5649	12/19/06 18:13	01
35B WW03	L0612432-02	16G5650	12/19/06 18:27	01
35B WW05	L0612432-03	16G5651	12/19/06 18:41	01
35B WW06	L0612432-04	16G5652	12/19/06 18:55	01

KEMRON Environmental Services

METHOD BLANK REPORT

00047243

Login Number: L0612432 Prep Date: 12/19/06 17:31 Sample ID: WG229899-01
Instrument ID: HP16 Run Date: 12/19/06 17:31 Prep Method: 5021
File ID: 16G5646 Analyst: JLS Method: RSK175
Workgroup (AAB#): WG229899 Matrix: Water Units: ug/L
Contract #: DACA56-94-D-0020 Cal ID: HP16-27-SEP-06

Analytes	SQL	PQL	Concentration	Dilution	Qualifier
methane	0.250	0.500	0.577	1	*
ethene	0.250	0.500	0.250	1	U
ethane	0.250	0.500	0.250	1	U

MDL Method Detection Limit
RL Reporting/quantitation Limit

* Analyte concentration > RL

KEMRON FORMS - Modified 12/07/2006
Version 1.5 PDF File ID: 652905
Report generated 12/27/2006 08:21

KEMRON Environmental Services

LABORATORY CONTROL SAMPLE (LCS)

00047244

Login Number: L0612432 Analyst: JLS Prep Method: 5021
Instrument ID: HP16 Matrix: Water Method: RSK175
Workgroup (AAB#): WG229899 Units: ug/L
Sample ID: WG229899-02 LCS File ID: 16G5647 Run Date: 12/19/2006 17:45
Sample ID: WG229899-03 LCS2 File ID: 16G5648 Run Date: 12/19/2006 17:59

Analytes	LCS			LCS2			%RPD	%Rec Limits	RPD Lmt	Q
	Known	Found	% REC	Known	Found	% REC				
methane	34.3	31.1	90.8	34.3	31.5	92.1	1.40	56 - 140	40	
ethene	59.9	53.6	89.6	59.9	52.9	88.4	1.35	56 - 140	40	
ethane	64.2	58.8	91.6	64.2	57.6	89.7	2.06	56 - 137	40	

KEMRON FORMS - Modified 07/13/2006
Version 1.5 PDF File ID: 652906
Report generated 12/27/2006 08:21

KEMRON Environmental Services

INITIAL CALIBRATION SUMMARY

00047245

Login Number: L0612432
Analytical Method: RSK175
ICAL Workgroup: WG223500

Instrument ID: HP16
Initial Calibration Date: 27-SEP-06 15:29
Column ID: F

Analyte		AVG RF	% RSD	LINEAR (R)	QUAD(R^2)
ethane		144300	24.0	1.00	
ethene		145800	30.8	1.00	
methane		88920	57.6	1.00	

R = Correlation coefficient; 0.995 minimum
R^2 = Coefficient of determination; 0.99 minimum

KEMRON FORMS - Modified 12/13/2006
Version 1.5 PDF File ID: 657290
Report generated 12/27/2006 08:21

KEMRON Environmental Services

INITIAL CALIBRATION DATA

00047246

Login Number: L0612432

Analytical Method: RSK175

Instrument ID: HP16

Initial Calibration Date: 27-SEP-06 15:29

Column ID: F

Analyte	WG223500-01			WG223500-02			WG223500-03		
	CONC	RESP	RF	CONC	RESP	RF	CONC	RESP	RF
ethane	0.100	22904.0000	229000	1.00	136942.000	136900	10.0	1240863.00	124100
ethene	0.100	25615.0000	256100	1.00	134565.000	134600	10.0	1208632.00	120900
methane	0.100	21538.0000	215400	1.00	77578.0000	77580	10.0	665937.000	66590

KEMRON FORMS - Modified 10/13/2006
Version 1.6 PDF File ID: 657290
Report generated 12/27/2006 08:21

KEMRON Environmental Services

INITIAL CALIBRATION DATA

00047247

Login Number: L0612432

Analytical Method: RSK175

Instrument ID: HP16

Initial Calibration Date: 27-SEP-06 15:29

Column ID: F

Analyte	WG223500-04			WG223500-05			WG223500-06		
	CONC	RESP	RF	CONC	RESP	RF	CONC	RESP	RF
ethane	20.0	2581706.00	129100	50.0	6486536.00	129700	100	13114659.0	131100
ethene	20.0	2544143.00	127200	50.0	6441905.00	128800	100	12874408.0	128700
methane	20.0	1376031.00	68800	50.0	3424931.00	68500	100	6927945.00	69280

KEMRON FORMS - Modified 10/13/2006
Version 1.6 PDF File ID: 657290
Report generated 12/27/2006 08:21

KEMRON Environmental Services

INITIAL CALIBRATION DATA

00047248

Login Number: L0612432

Analytical Method: RSK175

Instrument ID: HP16

Initial Calibration Date: 27-SEP-06 15:29

Column ID: F

Analyte	WG223500-07			WG223500-08		
	CONC	RESP	RF	CONC	RESP	RF
ethane	200	27423411.0	137100	300	41100017.0	137000
ethene	200	27055714.0	135300	300	40485879.0	135000
methane	200	14533928.0	72670	300	21776507.0	72590

KEMRON FORMS - Modified 10/13/2006
Version 1.6 PDF File ID: 657290
Report generated 12/27/2006 08:21

KEMRON Environmental Services

ALTERNATE SOURCE CALIBRATION REPORT

00047249

Login Number: L0612432 Run Date: 09/27/2006 Sample ID: WG223500-09

Instrument ID: HP16 Run Time: 15:43 Method: RSK175

File ID: 16G4204 Analyst: JLS

ICal Workgroup: WG223500 Cal ID: HP16 - 27-SEP-06

Analyte		Expected	Found	Units	RF	%D	UCL	Q
methane		85.6	77.3	ug/L	65300	9.70	30	
ethene		150	135	ug/L	122000	9.60	30	
ethane		160	145	ug/L	123000	9.70	30	

* Exceeds %D Limit

KEMRON FORMS - Modified 11/21/2006
Version 1.5 PDF File ID: 657333
Report generated 12/27/2006 08:27

KEMRON Environmental Services

CONTINUING CALIBRATION VERIFICATION (CCV)

00047250

Login Number: L0612432 Run Date: 12/19/2006 Sample ID: WG229897-04
Instrument ID: HP16 Run Time: 17:17 Method: RSK175
File ID: 16G5645 Analyst: JLS
Workgroup (AAB#): WG229899 Cal ID: HP16 - 27-SEP-06

Analyte		Expected	Found	UNITS	RF	%D	UCL	Q
methane		85.6	78.4	ug/L	66200	8.40	25	
ethene		150	135	ug/L	122000	9.60	25	
ethane		160	146	ug/L	124000	9.10	25	

* Exceeds %D Criteria

KEMRON FORMS - Modified 12/11/2006
Version 1.3 PDF File ID: 657291
Report generated 12/27/2006 08:21

KEMRON Environmental Services

CONTINUING CALIBRATION VERIFICATION (CCV)

00047251

Login Number: L0612432 Run Date: 12/19/2006 Sample ID: WG229897-05

Instrument ID: HP16 Run Time: 19:51 Method: RSK175

File ID: 16G5656 Analyst: JLS

Workgroup (AAB#): WG229899 Cal ID: HP16 - 27-SEP-06

Analyte		Expected	Found	UNITS	RF	%D	UCL	Q
methane		85.6	76.5	ug/L	64600	10.7	25	
ethene		150	131	ug/L	118000	12.5	25	
ethane		160	141	ug/L	120000	11.8	25	

* Exceeds %D Criteria

KEMRON FORMS - Modified 12/11/2006
Version 1.3 PDF File ID: 657291
Report generated 12/27/2006 08:21

Inorganic QA/QC

KEMRON Environmental Services
Data Checklist

00047253

Date: 08-DEC-2006
Analyst: JWR
Analyst: NA
Method: 300/9056
Instrument: IC2
Curve Workgroup: WG229106
Runlog ID: 13746
Analytical Workgroups:

System Performance Check	
Eluent check	
Initial Calibration	X
Average RF	
Linear Reg or Higher Order Curve	12/08/06
Alt Source Check	12/08/06
Continuing Calibration	
Continuing Calibration	
Client Specific Requirements	
Blanks	
Quant Report / Chromatogram	
Spike Compounds	
MS/MSD	
Excel Spreadsheet	
Samples	
TCL Hits	
Manual Integrations	X
Data Package	
Level 2	
Level 3	
Level 4	
Primary Reviewer	JWR
Secondary Reviewer	MDC
Check for compliance with method and project specific requirements	X
Check the completeness of reported information	X
Check the information for the report narrative	X
Check the resonableness of the results	X

Comments:

Ran Curve and Alternate Source only for DX-320.

Primary Reviewer:
13-DEC-2006
John Richards

Secondary Reviewer:
14-DEC-2006
Michael Cochran

Generated: DEC-14-2006 20:13:47

KEMRON Environmental Services
Data Checklist

00047254

Date: 16-DEC-2006
Analyst: JWR
Analyst: NA
Method: 300
Instrument: IC2
Curve Workgroup: WG229106
Runlog ID: 13918
Analytical Workgroups: WG230048

System Performance Check	
Eluent check	X
Initial Calibration	
Average RF	
Linear Reg or Higher Order Curve	12/08/06
Alt Source Check	12/08/06
Continuing Calibration	
Continuing Calibration	X
Client Specific Requirements	X
Blanks	
Quant Report / Chromatogram	X
Spike Compounds	X
MS/MSD	X
Excel Spreadsheet	X
Samples	
TCL Hits	X
Manual Integrations	X
Data Package	
Level 2	
Level 3	L0612432
Level 4	
Primary Reviewer	JWR
Secondary Reviewer	MDC
Check for compliance with method and project specific requirements	X
Check the completeness of reported information	X
Check the information for the report narrative	X
Check the resonableness of the results	X
Comments: L0612432	LAB DUE 12/27/06
Samples from workorder L0612432 were analyzed for NO2 & NO3 outside of their	
48 hour analytical hold time. These samples were received on the second and third	
day after their collection.	
The MS/MSD % Rec's for Cl were below the advisory limit. The parent sample	
chosen for the MS/MSD had a Cl result greater than the calibration range.	

Primary Reviewer:
26-DEC-2006
John Richards

Secondary Reviewer:
28-DEC-2006
Michael Cochran

Generated: DEC-28-2006 11:15:06

KEMRON Environmental Services
HOLDING TIMES
EQUIVALENT TO AFCEE FORM 9

00047255

Analytical Method: 300.0 AAB#: WG230048
Login Number: L0612432

Client ID	Date Collected	Date Received	Date Extracted	Max Hold Time Ext.	Time Held Ext.	Date Analyzed	Max Hold Time Anal	Time Held Anal.	Q
LHSMW-59	12/13/06	12/16/06	12/16/06	2	3.16	12/16/06	2	3.16	*ANAL
35B WW06	12/14/06	12/16/06	12/16/06	2	2.17	12/16/06	2	2.17	*ANAL
35B WW03	12/14/06	12/16/06	12/16/06	2	2.07	12/16/06	2	2.07	*ANAL
LHSMW-59	12/13/06	12/16/06	12/16/06	2	3.17	12/16/06	2	3.17	*ANAL
LHSMW-59	12/13/06	12/16/06	12/16/06	2	3.04	12/16/06	2	3.04	*ANAL
35B WW03	12/14/06	12/16/06	12/16/06	2	2.20	12/16/06	2	2.20	*ANAL
35B WW05	12/14/06	12/16/06	12/16/06	2	2.25	12/16/06	2	2.25	*ANAL
35B WW05	12/14/06	12/16/06	12/16/06	2	2.38	12/16/06	2	2.38	*ANAL
35B WW06	12/14/06	12/16/06	12/16/06	2	2.25	12/16/06	2	2.25	*ANAL
35B WW06	12/14/06	12/16/06	12/16/06	2	2.29	12/16/06	2	2.29	*ANAL

* EXT = SEE PROJECT QAPP REQUIREMENTS
*ANAL = SEE PROJECT QAPP REQUIREMENTS

KEMRON FORMS - Modified 11/20/2006
Version 1.5 PDF File ID: 657212
Report generated 12/26/2006 18:04

KEMRON Environmental Services

METHOD BLANK SUMMARY 00047256

Login Number: L0612432
Blank File ID: I2121606.13
Prep Date: 12/16/06 14:27
Analyzed Date: 12/16/06 14:27
Analyst: JWR

Work Group: WG230048
Blank Sample ID: WG230048-01
Instrument ID: IC2
Method: 300.0

This Method Blank Applies To The Following Samples:

Client ID	Lab Sample ID	Lab File ID	Time Analyzed	TAG
LCS	WG230048-02	I2121606.14	12/16/06 14:44	01
35B WW06	L0612432-04	I2121606.15	12/16/06 15:02	01
LHSMW-59	L0612432-01	I2121606.16	12/16/06 15:19	01
35B WW05	L0612432-03	I2121606.17	12/16/06 15:36	01
35B WW03	L0612432-02	I2121606.18	12/16/06 15:54	01
DUP	WG230048-04	I2121606.19	12/16/06 16:11	01
35B WW06	L0612432-04	I2121606.22	12/16/06 17:03	DL01
35B WW06	L0612432-04	I2121606.25	12/16/06 17:56	DL02
LHSMW-59	L0612432-01	I2121606.26	12/16/06 18:13	DL01
LHSMW-59	L0612432-01	I2121606.27	12/16/06 18:31	DL02
35B WW05	L0612432-03	I2121606.28	12/16/06 18:48	DL01
35B WW03	L0612432-02	I2121606.29	12/16/06 19:05	DL01

KEMRON Environmental Services

METHOD BLANK REPORT

00047257

Login Number: L0612432 Prep Date: 12/16/06 14:27 Sample ID: WG230048-01
Instrument ID: IC2 Run Date: 12/16/06 14:27 Prep Method: 300.0
File ID: I2121606.13 Analyst: JWR Method: 300.0
Workgroup (AAB#): WG230048 Matrix: Water Units: mg/L
Contract #: DACA56-94-D-0020 Cal ID: IC2-08-DEC-06

Analytes	SQL	PQL	Concentration	Dilution	Qualifier
Chloride	0.100	0.200	0.100	1	U
Nitrate	0.100	0.600	0.100	1	U
Nitrite	0.100	0.400	0.100	1	U
Sulfate	0.500	1.00	0.500	1	U

MDL Method Detection Limit
RL Reporting/quantitation Limit

* Analyte concentration > RL

KEMRON FORMS - Modified 12/07/2006
Version 1.5 PDF File ID: 657214
Report generated 12/26/2006 18:04

KEMRON Environmental Services

LABORATORY CONTROL SAMPLE (LCS)

00047258

Login Number: L0612432 Run Date: 12/16/2006 Sample ID: WG230048-02
Instrument ID: IC2 Run Time: 14:44 Prep Method: 300.0
File ID: I2121606.14 Analyst: JWR Method: 300.0
Workgroup (AAB#): WG230048 Matrix: Water Units: mg/L
Contract #: DACA56-94-D-0020 Cal ID: IC2-08-DEC-06

Analytes	Expected	Found	% Rec	LCS Limits	Q
Chloride	6.00	6.14	102	90 - 110	
Nitrate	4.07	4.27	105	90 - 110	
Nitrite	3.65	3.69	101	90 - 110	
Sulfate	30.0	31.6	105	90 - 110	

KEMRON FORMS - Modified 12/15/2006
Version 1.5 PDF File ID: 657215
Report generated 12/26/2006 18:04

KEMRON Environmental Services

DUPLICATE (DUP)

00047259

Sample Ref: L0612432-02 Cal ID: IC2-
Instrument ID: IC2
Sample ID: WG230048-03 File ID: I2121606.18 Dil: 1
Duplicate ID: WG230048-04 File ID: I2121606.19 Dil: 1

Worknum: WG230048
Method: 9056
Matrix: WATER
Units: mg/L

Analyte	Sample	Duplicate	RPD	RPD Limit	Q
Chloride	69.3	69.8	0.797	20	
Nitrate	ND	ND	0	20	
Nitrite	ND	ND	0	20	
Sulfate	5.28	5.25	0.665	20	

FAILS RPD LIMIT

NOTE: This is an internal quality control sample.

KEMRON FORMS - Modified 03/06/2006
Version 1.5 PDF File ID: 657217
Report generated 12/26/2006 18:04

KEMRON Environmental Services

MATRIX SPIKE AND MATRIX SPIKE DUP (MS/MSD)

00047260

Loginnum: L0612432 Cal ID: IC2- Worknum: WG230048
Instrument ID: IC2 Contract #: DACA56-94-D-0020 Method: 300.0
Parent ID: WG230048-03 File ID: I2121606.18 Dil: 1 Matrix: WATER
Sample ID: WG230048-05 MS File ID: I2121606.20 Dil: 1 Units: mg/L
Sample ID: WG230048-06 MSD File ID: I2121606.21 Dil: 1

Analyte	Parent	MS Spiked	MS Found	MS %Rec	MSD Spiked	MSD Found	MSD %Rec	%RPD	%Rec Limits	RPD Limit	Q
Chloride	69.3	6.00	72.1	46.8	6.00	71.7	41.2	0.472	90 - 110	20	*
Nitrate	ND	4.07	4.00	98.3	4.07	4.07	100	1.88	90 - 110	20	
Nitrite	ND	3.65	3.47	95.1	3.65	3.51	96.0	1.03	90 - 110	20	
Sulfate	5.28	30.0	35.4	100	30.0	35.1	99.3	0.993	90 - 110	20	

* FAILS %REC LIMIT

FAILS RPD LIMIT

NOTE: This is an internal quality control sample.

KEMRON FORMS - Modified 12/08/2006
Version 1.5 PDF File ID: 657216
Report generated 12/26/2006 18:04

KEMRON Environmental Services

CONTINUING CALIBRATION BLANK (CCB)

00047261

Login Number: L0612432 Run Date: 12/16/2006 Sample ID: WG230050-02
Instrument ID: IC2 Run Time: 14:09 Method: 300.0
File ID: I2121606.12 Analyst: JWR Units: mg/L
Workgroup (AAB#): WG230048 Cal ID: IC2 - 08-DEC-06

Analytes	MDL	RDL	Concentration	Dilution	Qualifier
Cl	0.100	0.200	0		U
NO3-N	0.100	0.600	0		U
NO2-N	0.100	0.400	0		U
SO4	0.500	1.00	0		U

U = Result is less than MDL
F = Result is between MDL and RL
* = Result is above RL

KEMRON FORMS - Modified 09/27/2006
Version 2.0 PDF File ID: 657219
Report generated 12/26/2006 18:04

KEMRON Environmental Services

CONTINUING CALIBRATION BLANK (CCB)

00047262

Login Number: L0612432 Run Date: 12/16/2006 Sample ID: WG230050-04
Instrument ID: IC2 Run Time: 17:38 Method: 300.0
File ID: I2121606.24 Analyst: JWR Units: mg/L
Workgroup (AAB#): WG230048 Cal ID: IC2 - 08-DEC-06

Analytes	MDL	RDL	Concentration	Dilution	Qualifier
Cl	0.100	0.200	0		U
NO3-N	0.100	0.600	0		U
NO2-N	0.100	0.400	0		U
SO4	0.500	1.00	0		U

U = Result is less than MDL
F = Result is between MDL and RL
* = Result is above RL

KEMRON FORMS - Modified 09/27/2006
Version 2.0 PDF File ID: 657219
Report generated 12/26/2006 18:04

KEMRON Environmental Services

CONTINUING CALIBRATION BLANK (CCB)

00047263

Login Number: L0612432 Run Date: 12/16/2006 Sample ID: WG230050-06
Instrument ID: IC2 Run Time: 19:40 Method: 300.0
File ID: I2121606.31 Analyst: JWR Units: mg/L
Workgroup (AAB#): WG230048 Cal ID: IC2 - 08-DEC-06

Analytes	MDL	RDL	Concentration	Dilution	Qualifier
Cl	0.100	0.200	0		U
NO3-N	0.100	0.600	0		U
NO2-N	0.100	0.400	0		U
SO4	0.500	1.00	0		U

U = Result is less than MDL
F = Result is between MDL and RL
* = Result is above RL

KEMRON FORMS - Modified 09/27/2006
Version 2.0 PDF File ID: 657219
Report generated 12/26/2006 18:04

KEMRON Environmental Services

CONTINUING CALIBRATION VERIFICATION (CCV)

00047264

Login Number: L0612432 Run Date: 12/16/2006 Sample ID: WG230050-01

Instrument ID: IC2 Run Time: 13:52 Method: 300.0

File ID: I2121606.11 Analyst: JWR

Workgroup (AAB#): WG230048 Cal ID: IC2 - 08-DEC-06

Analyte		Expected	Found	UNITS	RF	%D	UCL	Q
Chloride		6.00	6.20	mg/L	7.76	3.30	15	
Nitrate		4.07	4.24	mg/L	3.20	4.30	15	
Nitrite		3.65	3.80	mg/L	3.66	4.00	15	
Sulfate		30.0	31.3	mg/L	10.1	4.30	15	

* Exceeds %D Criteria

KEMRON FORMS - Modified 12/11/2006
Version 1.3 PDF File ID: 657218
Report generated 12/26/2006 18:04

KEMRON Environmental Services

CONTINUING CALIBRATION VERIFICATION (CCV)

00047265

Login Number: L0612432 Run Date: 12/16/2006 Sample ID: WG230050-03

Instrument ID: IC2 Run Time: 17:21 Method: 300.0

File ID: I2121606.23 Analyst: JWR

Workgroup (AAB#): WG230048 Cal ID: IC2 - 08-DEC-06

Analyte		Expected	Found	UNITS	RF	%D	UCL	Q
Chloride		6.00	6.19	mg/L	7.77	3.10	15	
Nitrate		4.07	4.22	mg/L	3.21	3.90	15	
Nitrite		3.65	3.71	mg/L	3.75	1.60	15	
Sulfate		30.0	31.5	mg/L	10.0	5.10	15	

* Exceeds %D Criteria

KEMRON FORMS - Modified 12/11/2006
Version 1.3 PDF File ID: 657218
Report generated 12/26/2006 18:04

KEMRON Environmental Services

CONTINUING CALIBRATION VERIFICATION (CCV)

00047266

Login Number: L0612432 Run Date: 12/16/2006 Sample ID: WG230050-05

Instrument ID: IC2 Run Time: 19:23 Method: 300.0

File ID: I2121606.30 Analyst: JWR

Workgroup (AAB#): WG230048 Cal ID: IC2 - 08-DEC-06

Analyte		Expected	Found	UNITS	RF	%D	UCL	Q
Chloride		6.00	6.26	mg/L	7.68	4.30	15	
Nitrate		4.07	4.34	mg/L	3.12	6.80	15	
Nitrite		3.65	3.67	mg/L	3.80	0.400	15	
Sulfate		30.0	31.2	mg/L	10.1	4.00	15	

* Exceeds %D Criteria

KEMRON FORMS - Modified 12/11/2006
Version 1.3 PDF File ID: 657218
Report generated 12/26/2006 18:04

KEMRON Environmental Services
HOLDING TIMES
EQUIVALENT TO AFCEE FORM 9

00047267

Analytical Method: 415.1 AAB#: WG229887
Login Number: L0612432

Client ID	Date Collected	Date Received	Date Extracted	Max Hold Time Ext.	Time Held Ext.	Date Analyzed	Max Hold Time Anal	Time Held Anal.	Q
LHSMW-59	12/13/06	12/16/06	12/19/06	28	6.35	12/19/06	28	6.35	
35B WW06	12/14/06	12/16/06	12/19/06	28	5.53	12/19/06	28	5.53	
35B WW03	12/14/06	12/16/06	12/19/06	28	5.37	12/19/06	28	5.37	
35B WW05	12/14/06	12/16/06	12/19/06	28	5.56	12/19/06	28	5.56	

* EXT = SEE PROJECT QAPP REQUIREMENTS
*ANAL = SEE PROJECT QAPP REQUIREMENTS

KEMRON FORMS - Modified 11/20/2006
Version 1.5 PDF File ID: 655621
Report generated 12/21/2006 16:55

KEMRON Environmental Services

METHOD BLANK SUMMARY 00047268

Login Number: L0612432
Blank File ID: TC12-19-2006.33
Prep Date: 12/19/06 19:13
Analyzed Date: 12/19/06 19:13
Analyst: DIH

Work Group: WG229887
Blank Sample ID: WG229887-01
Instrument ID: TOC-VWP
Method: 415.1

This Method Blank Applies To The Following Samples:

Client ID	Lab Sample ID	Lab File ID	Time Analyzed	TAG
LCS	WG229887-02	TC12-19-2006.34	12/19/06 19:26	01
LCS2	WG229887-03	TC12-19-2006.35	12/19/06 19:39	01
LHSMW-59	L0612432-01	TC12-19-2006.48	12/19/06 22:44	01
LHSMW-59	L0612432-01	TC12-19-2006.48	12/19/06 22:44	01
35B WW03	L0612432-02	TC12-19-2006.49	12/19/06 22:58	01
35B WW03	L0612432-02	TC12-19-2006.49	12/19/06 22:58	01
35B WW05	L0612432-03	TC12-19-2006.50	12/19/06 23:12	01
35B WW05	L0612432-03	TC12-19-2006.50	12/19/06 23:12	01
35B WW06	L0612432-04	TC12-19-2006.53	12/19/06 23:49	01
35B WW06	L0612432-04	TC12-19-2006.53	12/19/06 23:49	01
DUP	WG229887-05	TC12-19-2006.54	12/20/06 00:03	01

KEMRON Environmental Services

METHOD BLANK REPORT

00047269

Login Number: L0612432 Prep Date: 12/19/06 19:13 Sample ID: WG229887-01
Instrument ID: TOC-VWP Run Date: 12/19/06 19:13 Prep Method: 415.1
File ID: TC12-19-2006.33 Analyst: DIH Method: 415.1
Workgroup (AAB#): WG229887 Matrix: Water Units: mg/L
Contract #: DACA56-94-D-0020 Cal ID: TOC-VW-12-JAN-06

Analytes	SQL	PQL	Concentration	Dilution	Qualifier
Total Organic Carbon	0.500	1.00	0.500	1	U

MDL Method Detection Limit
RL Reporting/quantitation Limit

* Analyte concentration > RL

KEMRON FORMS - Modified 12/07/2006
Version 1.5 PDF File ID: 655623
Report generated 12/21/2006 16:55

KEMRON Environmental Services

LABORATORY CONTROL SAMPLE (LCS)

00047270

Login Number: L0612432 Analyst: DIH Prep Method: 415.1
Instrument ID: TOC-VWP Matrix: Water Method: 415.1
Workgroup (AAB#): WG229887 Units: mg/L
Sample ID: WG229887-02 LCS File ID: TC12-19-2006.34 Run Date: 12/19/2006 19:26
Sample ID: WG229887-03 LCS2 File ID: TC12-19-2006.35 Run Date: 12/19/2006 19:39

Analytes	LCS			LCS2			%RPD	%Rec Limits	RPD Lmt	Q
	Known	Found	% REC	Known	Found	% REC				
Total Organic Carbon	25.0	25.9	104	25.0	26.5	106	2.06	85 - 115	15	

KEMRON FORMS - Modified 07/13/2006
Version 1.5 PDF File ID: 655624
Report generated 12/21/2006 16:55

00047271

Shaw® Shaw Environmental, Inc.

3010 Briarpark Drive, Suite 4N
Houston, TX 77042 (713) 996-4400

CHAIN-OF-CUSTODY

No. 10484

Laboratory Name: Kemron Address: 156 Starlite Drive Marietta, Ohio 45750 Contact: Stephanie Mossburg (740) 373-4071

Project Name: LHAAP Project Location: Karnack, Tx

Project No.: 845714.0483901 Project Contact: ~~LHAAP~~ Allen Willmore Project Telephone No.: (713) 247-9292

Point of contact: Diane Meyer Telephone No. (713) 996-4408 Project Manager/Supervisor: Praveen Srivastav

Analysis and Method Desired (Indicate separate containers)

Item No.	Sample Number	Date	Time	Comp	Grab	Matrix	Sample Description, Location	Number of Containers	VOC 8260	D-Gases	TOC	Anions				Remarks
1	~~LHSMW-58~~					W	~~35B LHSMW-58~~	~~8~~	~~3~~	~~3~~	~~1~~	~~1~~				Not Sent
2	LHSMW-59	12/13/06	1425		✓	W	~~35B~~ LHSMW-59	8	3	3	1	1				
3	~~35BWW01~~					W	~~35BWW01~~	~~8~~	~~3~~	~~3~~	~~1~~	~~1~~				Not Sent
4	~~35B WW 02~~					~~W~~	~~35BWW02~~	~~8~~	~~3~~	~~3~~	~~1~~	~~1~~				Not Sent
5	35B WW 03	12/14/06	1410			W	35B WW 03	8	3	3	1	1				
6	~~35B WW 04~~					~~W~~	~~35B WW04~~	~~8~~	~~3~~	~~3~~	~~1~~	~~1~~				Not Sen
7	35B WW05	12/14/06	0940		✓	W	35B WW 05	8	3	3	1	1				
8	35B WW06	12/14/06	1100		✓	W	35B WW06	8	3	3	1	1				
9																
10																

Elevated Sb intact Cooler temp 0 609

Transfers Relinquished By (Signature)	Date/Time	Transfers Accepted By (Signature)	Date/Time
M. Allc	1200 12-15-06	UPS	1200 12-15-06
		Laboratory: Brenda Quigley	12/16/06 1000

Special Instructions: 35BWW01, 35BWW02, & 35BWW04 were not sent LHSMW-58 UPS

~~FedEx Airbill No.:~~ 12 401 663 72 1005 7105

Sampler's Signature: M. Allc

TAT: ____ Standard ____ Rush Due: ___ Seals Intact? ____ Y ____ N Received Good Condition ____ Y ____ N ____ Cold

White - Lab Copy Canary - Field Copy Pink - File Copy

00047272

SAMPLE RECEIPT FORM

156 STARLITE DRIVE
MARIETTA, OH
45750
(740) 373-4071

Date: 12-16-06 Client: SHAW-TX

Shipped By: ( ) Fed-Ex (✓) UPS ( )DHL ( ) KEMRON ( ) Client ( ) Other

Opened By: BLG

Logged By: BLG Login # L06 12432

IR Temp Gun: ( ) D (✓) G

COOLER INFORMATION

Number	Cooler ID	Temp °C	Airbill#	COC#	Other
1	0237	0	1Z 401 663 22 1005 7105		EXPORT
2					
3					
4					
5					
6					

Were all coolers sealed?	Y	N	N/A
Were custody seals used on all coolers?	Y	N	N/A
Were custody seals intact?	Y	N	N/A
Was visible ice present?	Y	N	N/A
Were all coolers in the temperature range of 2-6C? (>6C*)	Y	N	N/A
Were the samples frozen?*	Y	N	N/A
Were COC papers provided?	Y	N	N/A
Were all sample containers intact?*	Y	N	N/A
Were all sample labels intact?	Y	N	N/A
Were all sample labels legible?*	Y	N	N/A
Did all sample labels match the COC?*	Y	N	N/A
Was the label information complete?*	Y	N	N/A
Were the correct containers used?*	Y	N	N/A
Were the correct preservatives added to water samples?*	Y	N	N/A
Was the pH tested on preserved water samples?	Y	N	N/A
Were pH ranges acceptable?*	Y	N	N/A
Was sufficient amount of sample provided?*	Y	N	N/A
Were bubbles present in VOA samples?*	Y	N	N/A
Were COC's signed and dated?	Y	N	N/A
Did samples arrive before hold time expired?*	Y	N	N/A
Are discrepancy forms attached?	Y	N	N/A

**Requires a discrepancy form*

Comments:

CRF #1
Revised 8/22/03

CRF#4

Sample Discrepancy Form

Client: SHAW Project: LHAP

Date Received: 12-14-06

_____ Cooler temperature > than 6 degrees Celsius

Reason _____

_____ Samples received not on chain of custody

_____ Samples on chain of custody not received

_____ Information on sample containers different from chain of custody

_____ Sample containers received broken, leaking or not sealed (List sample ID)

_____ pH out (List sample ID, which container, pH prior to adjusting, amount of acid, preservative)

_____ Insufficient sample volume

_____ Air bubbles present in VOA vials (List sample ID)

✓ Hold time expired (List sample ID)

LHSmw-59 Collected 12/13 = recd 12/16

Service Representative:

Was client notified regarding information: **YES** **NO**

Name of Person contacted: _____ Company: _____

Service Representative: _____ Date: _____

Last Revised 08/22/03

KEMRON Environmental Services
Internal Chain of Custody Report

00047274

Login: L0612432
Account: 2773
Project: 2773.025
Samples: 4
Due Date: 27-DEC-2006

Samplenum	Container ID	Products
L0612432-01	307036	RSK175

Bottle: 1

Seq.	Purpose	From	To	Date/Time	Accept	Relinquish
1	LOGIN			16-DEC-2006 10:58	BRG	
2	ANALYZ	V1	ORG4	19-DEC-2006 14:55	JLS	JS

Bottle: 2

Seq.	Purpose	From	To	Date/Time	Accept	Relinquish
1	LOGIN			16-DEC-2006 10:58	BRG	
2	ANALYZ	V1	ORG4	19-DEC-2006 14:55	JLS	JS

Bottle: 3

Seq.	Purpose	From	To	Date/Time	Accept	Relinquish
1	LOGIN			16-DEC-2006 10:58	BRG	
2	ANALYZ	V1	ORG4	19-DEC-2006 14:55	JLS	JS

Samplenum	Container ID	Products
L0612432-02	307039	826-SPE

Bottle: 1

Seq.	Purpose	From	To	Date/Time	Accept	Relinquish
1	LOGIN			16-DEC-2006 10:58	BRG	
2	ANALYZ	V1	ORG4	18-DEC-2006 15:33	FJB	BRG

Bottle: 2

Seq.	Purpose	From	To	Date/Time	Accept	Relinquish
1	LOGIN			16-DEC-2006 10:58	BRG	
2	ANALYZ	V1	ORG4	18-DEC-2006 15:33	FJB	BRG

Bottle: 3

Seq.	Purpose	From	To	Date/Time	Accept	Relinquish
1	LOGIN			16-DEC-2006 10:58	BRG	
2	ANALYZ	V1	ORG4	18-DEC-2006 15:33	FJB	BRG

Samplenum	Container ID	Products
L0612432-03	307045	TOC TIC

Bottle: 1

Seq.	Purpose	From	To	Date/Time	Accept	Relinquish
1	LOGIN			16-DEC-2006 10:58	BRG	
2	ANALYZ	W1	WET	19-DEC-2006 11:05	DIH	JS
3	STORE	WET	A1	21-DEC-2006 06:49	BRG	DIH

KEMRON Environmental Services
Internal Chain of Custody Report

00047275

Login: L0612432
Account: 2773
Project: 2773.025
Samples: 4
Due Date: 27-DEC-2006

Samplenum	Container ID	Products
L0612432-01	307034	300

Bottle: 1

Seq.	Purpose	From	To	Date/Time	Accept	Relinquish
1	LOGIN			16-DEC-2006 10:58	BRG	
2	STORE	WET	A1	18-DEC-2006 15:37	BRG	DSF

Samplenum	Container ID	Products
L0612432-01	307035	826-SPE

Bottle: 1

Seq.	Purpose	From	To	Date/Time	Accept	Relinquish
1	LOGIN			16-DEC-2006 10:58	BRG	
2	ANALYZ	V1	ORG4	18-DEC-2006 15:33	FJB	BRG

Bottle: 2

Seq.	Purpose	From	To	Date/Time	Accept	Relinquish
1	LOGIN			16-DEC-2006 10:58	BRG	
2	ANALYZ	V1	ORG4	18-DEC-2006 15:33	FJB	BRG

Bottle: 3

Seq.	Purpose	From	To	Date/Time	Accept	Relinquish
1	LOGIN			16-DEC-2006 10:58	BRG	

Samplenum	Container ID	Products
L0612432-03	307044	RSK175

Bottle: 1

Seq.	Purpose	From	To	Date/Time	Accept	Relinquish
1	LOGIN			16-DEC-2006 10:58	BRG	
2	ANALYZ	V1	ORG4	19-DEC-2006 14:55	JLS	JS

Bottle: 2

Seq.	Purpose	From	To	Date/Time	Accept	Relinquish
1	LOGIN			16-DEC-2006 10:58	BRG	
2	ANALYZ	V1	ORG4	19-DEC-2006 14:55	JLS	JS

Bottle: 3

Seq.	Purpose	From	To	Date/Time	Accept	Relinquish
1	LOGIN			16-DEC-2006 10:58	BRG	
2	ANALYZ	V1	ORG4	19-DEC-2006 14:55	JLS	JS

KEMRON Environmental Services
Internal Chain of Custody Report

00047276

Login: L0612432
Account: 2773
Project: 2773.025
Samples: 4
Due Date: 27-DEC-2006

Samplenum	Container ID	Products
L0612432-02	307041	TOC TIC

Bottle: 1

Seq.	Purpose	From	To	Date/Time	Accept	Relinquish
1	LOGIN			16-DEC-2006 10:58	BRG	
2	ANALYZ	W1	WET	19-DEC-2006 11:05	DIH	JS
3	STORE	WET	A1	21-DEC-2006 06:48	BRG	DIH

Samplenum	Container ID	Products
L0612432-01	307037	TOC TIC

Bottle: 1

Seq.	Purpose	From	To	Date/Time	Accept	Relinquish
1	LOGIN			16-DEC-2006 10:58	BRG	
2	ANALYZ	W1	WET	19-DEC-2006 11:06	DIH	JS
3	STORE	WET	A1	21-DEC-2006 06:48	BRG	DIH

Samplenum	Container ID	Products
L0612432-04	307046	300

Bottle: 1

Seq.	Purpose	From	To	Date/Time	Accept	Relinquish
1	LOGIN			16-DEC-2006 10:58	BRG	
2	STORE	WET	A1	18-DEC-2006 15:37	BRG	DSF

Samplenum	Container ID	Products
L0612432-04	307049	TOC TIC

Bottle: 1

Seq.	Purpose	From	To	Date/Time	Accept	Relinquish
1	LOGIN			16-DEC-2006 10:58	BRG	
2	ANALYZ	W1	WET	19-DEC-2006 11:05	DIH	JS
3	STORE	WET	A1	21-DEC-2006 06:49	BRG	DIH

KEMRON Environmental Services
Internal Chain of Custody Report

00047277

Login: L0612432
Account: 2773
Project: 2773.025
Samples: 4
Due Date: 27-DEC-2006

Samplenum	Container ID	Products
L0612432-02	307040	RSK175

Bottle: 1

Seq.	Purpose	From	To	Date/Time	Accept	Relinquish
1	LOGIN			16-DEC-2006 10:58	BRG	
2	ANALYZ	V1	ORG4	19-DEC-2006 14:55	JLS	JS

Bottle: 2

Seq.	Purpose	From	To	Date/Time	Accept	Relinquish
1	LOGIN			16-DEC-2006 10:58	BRG	
2	ANALYZ	V1	ORG4	19-DEC-2006 14:55	JLS	JS

Bottle: 3

Seq.	Purpose	From	To	Date/Time	Accept	Relinquish
1	LOGIN			16-DEC-2006 10:58	BRG	
2	ANALYZ	V1	ORG4	19-DEC-2006 14:55	JLS	JS

Samplenum	Container ID	Products
L0612432-04	307047	826-SPE

Bottle: 1

Seq.	Purpose	From	To	Date/Time	Accept	Relinquish
1	LOGIN			16-DEC-2006 10:58	BRG	
2	ANALYZ	V1	ORG4	18-DEC-2006 15:33	FJB	BRG

Bottle: 2

Seq.	Purpose	From	To	Date/Time	Accept	Relinquish
1	LOGIN			16-DEC-2006 10:58	BRG	
2	ANALYZ	V1	ORG4	18-DEC-2006 15:33	FJB	BRG

Bottle: 3

Seq.	Purpose	From	To	Date/Time	Accept	Relinquish
1	LOGIN			16-DEC-2006 10:58	BRG	
2	ANALYZ	V1	ORG4	18-DEC-2006 15:33	FJB	BRG

Samplenum	Container ID	Products
L0612432-03	307042	300

Bottle: 1

Seq.	Purpose	From	To	Date/Time	Accept	Relinquish
1	LOGIN			16-DEC-2006 10:58	BRG	
2	STORE	WET	A1	18-DEC-2006 15:37	BRG	DSF

KEMRON Environmental Services
Internal Chain of Custody Report

00047278

Login: L0612432
Account: 2773
Project: 2773.025
Samples: 4
Due Date: 27-DEC-2006

Samplenum	Container ID	Products
L0612432-02	307038	300

Bottle: 1

Seq.	Purpose	From	To	Date/Time	Accept	Relinquish
1	LOGIN			16-DEC-2006 10:58	BRG	
2	STORE	WET	A1	18-DEC-2006 15:37	BRG	DSF

Samplenum	Container ID	Products
L0612432-03	307043	826-SPE

Bottle: 1

Seq.	Purpose	From	To	Date/Time	Accept	Relinquish
1	LOGIN			16-DEC-2006 10:58	BRG	
2	ANALYZ	V1	ORG4	18-DEC-2006 15:33	FJB	BRG

Bottle: 2

Seq.	Purpose	From	To	Date/Time	Accept	Relinquish
1	LOGIN			16-DEC-2006 10:58	BRG	
2	ANALYZ	V1	ORG4	18-DEC-2006 15:33	FJB	BRG

Bottle: 3

Seq.	Purpose	From	To	Date/Time	Accept	Relinquish
1	LOGIN			16-DEC-2006 10:58	BRG	
2	ANALYZ	V1	ORG4	18-DEC-2006 15:33	FJB	BRG

Samplenum	Container ID	Products
L0612432-04	307048	RSK175

Bottle: 1

Seq.	Purpose	From	To	Date/Time	Accept	Relinquish
1	LOGIN			16-DEC-2006 10:58	BRG	
2	ANALYZ	V1	ORG4	19-DEC-2006 14:55	JLS	JS

Bottle: 2

Seq.	Purpose	From	To	Date/Time	Accept	Relinquish
1	LOGIN			16-DEC-2006 10:58	BRG	
2	ANALYZ	V1	ORG4	19-DEC-2006 14:55	JLS	JS

Bottle: 3

Seq.	Purpose	From	To	Date/Time	Accept	Relinquish
1	LOGIN			16-DEC-2006 10:58	BRG	
2	ANALYZ	V1	ORG4	19-DEC-2006 14:55	JLS	JS

ANALYSIS: VOLATILE MATRIX: LIQUID X
EPA METHOD: 8260B SOIL/SOLID ____ TCLP ____
BY GC/MS: LIQUID ____ Hold times met? yes

REQUIREMENTS		Y	N	NA
Method Blank	Every Batch or 20 Samples	✓		
	All Compounds < MDL	✓		
Trip Blank or Equipment Samples	Any contaminants detected?			✓
Matrix Spike % Recovery Value	Within those set by Lab			✓
Matrix Spike Dup % Recovery Value	Within those set by Lab			✓
MS / MSD RPD	< Lab QC Limits			✓
% LCS Recovery Value	Within those set by Lab		✓	
% LCSD Recovery Value	Within those set by Lab			✓
LCS /LCSD RPD	< Lab QC Limits			✓
% Surrogate Recovery Limits	Within those set by Lab	✓		
Field Duplicate Evaluation	RPD <35% or difference < 2 SQL for water			✓
	RPD <50% of difference < 3.5 SQL for soil			✓

If "NO," list all samples below:

Blank Information

Blank Type	Blank ID	Prep Batch	Date	Contaminant Found	Concentration (Specify Units)	Associated Samples

Matrix Spike / Matrix Spike Duplicate Results and Field Duplicate

Sample Type	Sample ID	Analyte	MS Recovery	MSD Recovery	Result - 1	Result - 2	RPD%

Any runs with one (1) or more recoveries outside limits?

Run Date	Surrogate Compound	Analyte	Original % Recovery	Re-Run Recovery	Comments

Laboratory Control Sample

Sample Type	Sample ID	Compound	LCS %	LCSD %	RPD%
Water		methyl tertbutyl ether	127	65-125	
	5X ND-	no quals			

TIER 2 DATA REVIEW –VOLATILE ANALYSIS

ANALYSIS: VOLATILE ANALYSIS
EPA METHOD: 8260B
BY: GC/MS

MATRIX: LIQUID X
SOLID/SOIL_____ TCLP_____

REQUIREMENT		Y	N	NA
Tune Calibration Check	BFB Every 12 Hours	✓		
Initial Calibration Check	% RSD <OR = 30%	✓		
Continuing Calibration Check	% DIFF <OR = 25%		✓	
SPCC Compounds **(Chlorobenzene/1, 1, 2, 2-TCA)**	**RF** = OR > 0.30	✓		
Bromoform, 1, 1-Dichlorooethane, Chloromethane	**RF** = OR > 0.10	✓		
Any CCAL Mean	RF = OR > 0.05	✓		
All sample/blank internal standard areas	Within those set by Lab	✓		
All sample/blank internal standard retention times	Within 30 sec. of Standard IS RT	✓		

If "NO," List all samples below

Tune Calibration

BFB Run		GC/MS ID	Prep Batch	Associated Samples
Date	Time			

Initial Calibration

Calibration		GC/MS ID	Matrix	Mean RRF	% RSD	Compound	Associated Samples
Date	Time						

Continuing Calibration

Calibration		GC/MS ID	Matrix	Mean RRF	% RSD	Compound	Associated Samples
Date	Time						
12/26/06	0914	HPM58	water		34.8	methyl acetate	Qualify all sy
							VJ 05B

Internal Standard Performance

Sample Number	Internal Standard Area/RT	Limits	Comments

TIER 1 DATA REVIEW – ORGANIC ANALYSIS

ANALYSIS: Dissolved Gases MATRIX: LIQUID X

EPA METHOD: RSK175 SOLID/SOIL_____ TCLP_____

BY: (GC) OR HPLC HOLD TIMES MET? yes

REQUIREMENTS		Y	N	NA
Method Blank	Every Batch or 20 Samples	✓		
	All Compounds <MDL		✓	
Matrix Spike % Recovery Values	Within those set by Lab			✓
Matrix Spike Dup % Recovery Values	Within those set by Lab			✓
MS/MSD RPD	<Lab QC Limits			✓
% LCS Recovery Value	Within those set by Lab	✓		
% LCSD Recovery Values	Within those set by Lab	✓		
LCS/LCSD RPD	<Lab QC Limits	✓		
% Surrogate Recovery Limits	Within those set by Lab			✓
Field Duplicate Evaluation	RPD < 35% or difference < 2 SQL for water			✓
	RPD < 50% or difference < 3.5 SQL for soil			✓

If "NO," List all samples below:

Blank Information

Run Date	Run Time	Date Extracted	Blank ID	Compound	Conc. Units	Associated Samples
Method blank				methane	0.577 ug/L	5x = 2.885
Qualify B 06A 5x #1						

#2, #3 5x conc > 5x blank – no quals

Matrix Spike / Matrix Spike Duplicate Results and Field Duplicate

Sample Type	Sample ID	Analyte	MS Recovery	MSD Recovery	Result - 1	Result - 2	RPD %

Any runs with one (1) or more recoveries outside limits for each fraction?

Run Date	Surrogate Compound	Analyte	Original % Recovery	Re-Run Recovery	Comments

Laboratory Control Sample

Sample Type	Sample ID	Compound	LCS %	LCSD %	Comments

ICAL & CCAL w/in QC limits

TIER 1 DATA REVIEW – CONVENTIONAL ANALYSIS

ANALYSIS: Anions - 300.1 MATRIX: LIQUID_____

METHOD: TOC & TIC - 415.1 SOLID/SOIL_____

BY: _____

non-detects for both NOT qualified

REQUIREMENTS Sx received after hold time for NO2/NO3.		Y	N	NA
Method Blank	Every Batch or 20 Samples	✓		
	All Compounds <MDL	✓		
Matrix Spike Recovery Values	75-125%			✓
Matrix Spike Duplicate Recovery Values	75-125%			✓
LCS Recovery Values	80-120%	✓		
LCSD Recovery Values	80-120% > TOC	✓		
LCS / LCSD RPD	<20% > TOC	✓		
PRECISION (QC Sample Field Sample or Field Sample/QC Sample)	RPD < 35% or difference < 2 SQL for water			✓
	RPD < 50% or difference < 3.5 SQL for soil			✓

If "NO," List all samples below:

Blank Type	Run		Date Prepped	Blank ID	Compound	Concentration (units)	Associated Samples
	Date	Time					

Matrix Spike / Matrix Spike Duplicate Results and Field Duplicate

Sample Type	Sample ID	Analyte	MS Recovery	MSD Recovery	Result -1	Result - 2	RPD%

Laboratory Control Sample Analysis

File Name	Analysis Type / Element	Instrument ID	Recovery %

Initial and continuing calibrations and blanks w/in QC limits

KEMRON ENVIRONMENTAL SERVICES

156 Starlite Drive, Marietta, OH 45750 • TEL 740-373-4071 • FAX 740-373-4835 • http://www.kemron.com

Laboratory Report Number: L0612458

Please find enclosed the analytical results for the samples you submitted to KEMRON Environmental Services.

Review and compilation of your report was completed by KEMRON's Sales and Service Team. If you have questions, comments or require further assistance regarding this report, please contact your team member noted in the reviewed box bleow at 800-373-4071. Team member e-mail addresses also appear here for your convenience.

Debra Elliott - Team Leader
delliott@kemron-lab.com

Cheryl Koelsch - Team Chemist/Data Specialist
ckoelsch@kemron-lab.com

Stephanie Mossburg - Team Chemist/Data Specialist
smossburg@kemron-lab.com

Kathy Albertson - Team Chemist/Data Specialist
kalbertson@kemron-lab.com

Amanda Fickiesen - Client Services Specialist
afickiesen@kemron-lab.com

Annie Bock - Client Services Specialist
abock@kemron-lab.com

Katie Barnes - Team Assistant
kbarnes@kemron-lab.com

Cara Strickler - Team Assistant
cstrickler@kemron-lab.com

This report was reviewed on January 02, 2007.

Stephanie Mossburg

STEPHANIE MOSSBURG - Team Chemist/Data Specialist

I certify that all test results meet all of the requirements of the NELAP standards and other applicable contract terms and conditions. All results for soil samples are reported on a 'dry-weight' basis unless specified otherwise. Analytical results for water and wastes are reported on a 'as received' basis unless specified otherwise. A statement of uncertainty for each analysis is available upon request. This laboratory report shall not be reproduced, except in full, without the written approval of KEMRON Environmental Services.

This report was certified on January 02, 2007.

David E. Vandenberg

David Vandenberg - Vice President

FL DOH NELAP ID: E8755
This report contains a total of 113 pages.

Protecting Our Environmental Future

Ethics Service Quality ACIL 2006 Seal of Excellence Program Environmental

KEMRON ENVIRONMENTAL SERVICES
REPORT NARRATIVE

KEMRON Login No.: L0612458

CHAIN OF CUSTODY: The chain of custody number was 10489.

SHIPMENT CONDITIONS: The chain of custody forms were received sealed in a cooler. The cooler temperatures were 3 and 3 degrees C.

SAMPLE MANAGEMENT: All samples received were intact.

I certify that this data package is in compliance with the terms and conditions agreed to by the client and KEMRON Environmental Services, both technically and for completeness, except for the conditions noted above. Release of the data contained in this hardcopy data package has been authorized by the Laboratory Manager or designated person, as verified by the following signature.

Approved: 21-DEC-06

Stephanie Moosburg

Laboratory Data Package Cover Page

00047285

This data Package consists of:

This signature page, the laboratory review checklists, and the following reportable data:

R1 Field chain-of-custody documentation;

R2 sample identification cross-reference;

R3 Test reports (analytical data sheets) for each enviornmental sample that includes:

a) Items consistant with NELAC 5.13 or ISO/IEC 17025 Section 5.10

b) dilution factors,

c) preparation methods,

d) Cleanup methods, and

e) If required for the project, tentatively identified compounds (TICs)

R4 Surrogate recovery data including:

a) Calculated recovery (%R) for each analyte, and

b) The laboratory's surrogate QC limits.

✓R5 Test reports/summary forms for blank samples;

✓R6 Test reports/summary forms for laboratory control samples (LCSs) including:

a) LCS spiking amount,

b) Calculated %R for each analyte, and

c) The laboratory"s LCS QC limits.

R7 Test reports for project matrix spike/matrix spike duplicates (MS/MSDs) including:

a) Samples associated with the MS/MSD clearly identified,

b) MS/MSD spiking amounts,

c) Concentration of each MS/MSD analyte measured in the parent and spiked samples,

d) Calculated %R and relative percent differences (RPDs), and

e) The laboratory's MS/MSD QC limits

R8 Laboratory analytical duplicate (if applicable) revocery and precision:

a) the amount of analyte measured in the duplicate,

b) the calculated RPD, and

c) the laboratory's QC limits for anlytical duplicates.

R9 List of method quantitation limits (MQLs) for each analyte for each method and matrix;

R10 Other problems or anomalies.

The exception Report for every "No" or "Not Reviewed (NR)" item in laboratory review checklist.

Release statement: I am responsible for the release of this laboratory data package. This data package has been reviewed by the laboratory and is complete and technically compliant with the requirements of the methods used, except where noted by the laboratory in the attached exceptions reports. By my signature below, I affirm to the best of my knowledge, all problems/anomalies, observed by the laboratory as having the potential to affect the quality of the data, have been identified by the laboratoy in the Laboratory Review Checklist, and no information or data have been knowingly withheld that would affect the quality of the data.

Check, If applicable: [] This laboratory is an in-house laboratory controlled by the person repsonding to rule. The official signing the cover page of the rule-required report (for example, the APAR) in which these data are used is responsible for releasing this data package and is by signature affirming the above release statement is trus.

DEANNA I. HESSON	Deanna Hesson	Conventional Lab Supervisor	December 28, 2006
Name (Printed)	Signature	Official Title (printed)	DATE

RG-366/TRRP-13 December 2002 A1

KEMRON Environmental Services
Laboratory Review Checklist

Laboratory Name:	KEMRON
Laboratory Log Number:	L0612458
Project Name:	798-LONGHORN
Method:	TOC
Prep Batch Number(s):	WG230052
Reviewer Name:	DEANNA I. HESSON
LRC Date:	December 28, 2006

Description	Yes	No	NA(1)	NR(2)	ER(3)
Chain-Of-Custody (C-O-C)					
Did samples meet the laboratory's standard conditions of sample acceptability upon receipt?	✓				
Were all departures from standard conditions described in an exception report?	✓				
Sample and quality control (QC) identification					
Are all field sample ID numbers cross-referenced to the laboratory ID numbers?	✓				
Are all laboratory ID numbers cross-referenced to the corresponding QC data?	✓				
Test reports					
Were all samples prepared and analyzed within holding times?	✓				
Other than those results <MQL, were all other raw values bracketed by calibration standards?	✓				
Were calculations checked by a peer or supervisor?	✓				
Were all analyte identifications checked by a peer or supervisor?	✓				
Were sample quantitation limits reported for all analytes not detected?	✓				
Were all results for soil and sediment samples reported on a dry weight basis?	✓				
Were % moisture (or solids) reported for all soil and sediment samples?	✓				
If required for the project, TICs reported?	✓				
Surrogate recovery data					
Were surrogates added prior to extraction?			✓		
Were surrogate percent recoveries in all samples within the laboratory QC limits?			✓		
Test reports/summary forms for blank samples					
Were appropriate type(s) of blanks analyzed?	✓				
Were blanks analyzed at the appropriate frequency?	✓				
Were method blanks taken through the entire analytical process, including preparation and, if applicable, cleanup procedures?	✓				
Were blank concentrations <MQL?	✓				
Laboratory control samples (LCS):					
Were all COCs included in the LCS?	✓				
Was each LCS taken through the entire analytical procedure, including prep and cleanup steps?	✓				
Were LCSs analyzed at the required frequency?	✓				
Were LCS (and LCSD, if applicable) %Rs within the laboratory QC limits?	✓				
Does the detectability data document the laboratorys capability to detect the COCs at the MDL used to calculate the SQLs?	✓				
Was the LCSD RPD within QC limits?	✓				
Matrix spike (MS) and matrix spike duplicate (MSD) data					
Were the project/method specified analytes included in the MS and MSD?	✓				
Were MS/MSD analyzed at the appropriate frequency?	✓				
Were MS (and MSD, if applicable) %Rs within the laboratory QC limits?	✓				

Description	Yes	No	NA(1)	NR(2)	ER(3)
Were MS/MSD RPDs within laboratory QC limits?	00047287				
Analytical duplicate data					
Were appropriate analytical duplicates analyzed for each matrix?	✓				
Were analytical duplicates analyzed at the appropriate frequency?	✓				
Were RPDs or relative standard deviations within the laboratory QC limits?	✓				
Method quantitation limits (MQLs):					
Are the MQLs for each method analyte included in the laboratory data package?	✓				
Do the MQLs correspond to the concentration of the lowest non-zero calibration standard?	✓				
Are unadjusted MQLs included in the laboratory data package?	✓				
Other problems/anomalies					
Are all known problems/anomalies/special conditions noted in this LRC and ER?	✓				
Were all necessary corrective actions performed for the reported data?	✓				
Was applicable and available technology used to lower the SQL minimize the matrix interference affects on the sample results?	✓				
Were response factors and/or relative response factors for each analyte within QC limits?	✓				
Were percent RSDs or correlation coefficient criteria met?	✓				
Was the number of standards recommended in the method used for all analytes?	✓				
Were all points generated between the lowest and highest standard used to calculate the curve?	✓				
Are ICAL data available for all instruments used?	✓				
Has the initial calibration curve been verified using an appropriate second source standard?	✓				
Initial and continuing calibration verification (ICV and CCV) and continuing calibration blank (CCB):					
Was the CCV analyzed at the method-required frequency?	✓				
Were percent differences for each analyte within the method-required QC limits?	✓				
Was the ICAL curve verified for each analyte?	✓				
Was the absolute value of the analyte concentration in the inorganic CCB <MDL?	✓				
Mass spectral tuning:					
Was the appropriate compound for the method used for tuning?			✓		
Were ion abundance data within the method-required QC limits?			✓		
Internal standards (IS):					
Were IS area counts and retention times within the method-required QC limits?			✓		
Raw data (NELAC section 1 appendix A glossary, and section 5.12 or ISO/IEC 17025 section 4.12.2)					
Were the raw data (for example, chromatograms, spectral data) reviewed by an analyst?	✓				
Were data associated with manual integrations flagged on the raw data?			✓		
Dual column confirmation					
Did dual column confirmation results meet the method-required QC?			✓		
Tentatively identified compounds (TICs):					
If TICs were requested, were the mass spectra and TIC data subject to appropriate checks?			✓		
Interference Check Sample (ICS) results:					
Were percent recoveries within method QC limits?			✓		
Serial dilutions, post digestion spikes, and method of standard additions					
Were percent differences, recoveries, and the linearity within the QC limits specified in the method?			✓		
Method detection limit (MDL) studies					
Was a MDL study performed for each reported analyte?	✓				
Is the MDL either adjusted or supported by the analysis of DCSs?	✓				
Proficiency test reports:					
Was the laboratory's performance acceptable on the applicable proficiency tests or evaluation studies?	✓				

Description	Yes	No	NA(1)	NR(2)	ER(3)
Standards documentation	00047288				
Are all standards used in the analyses NIST-traceable or obtained from other appropriate sources?	✓				
Compound/analyte identification procedures					
Are the procedures for compound/analyte identification documented?	✓				
Demonstration of analyst competency (DOC)					
Was DOC conducted consistent with NELAC Chapter 5C or ISO/IEC 4?	✓				
Is documentation of the analyst's competency up-to-date and on file?	✓				
Verification/validation documentation for methods (NELAC Chap 5 or ISO/IEC 17025 Section 5)					
Are all the methods used to generate the data documented, verified, and validated, where applicable?	✓				
Laboratory standard operating procedures (SOPs):					
Are laboratory SOPs current and on file for each method performed?	✓				

KEMRON Environmental Services
Laboratory Review Checklist

Laboratory Name:	KEMRON
Laboratory Log Number:	L0612458
Project Name:	798-LONGHORN
Method:	TOC
Prep Batch Number(s):	WG230052
Reviewer Name:	DEANNA I. HESSON
LRC Date:	December 28, 2006

EXCEPTIONS REPORT
ER# - Description
Footnotes:
(1) NA = Not applicable to method or project
(2) NR = Not reviewed
(3) ER# = Exception report number

Laboratory Data Package Cover Page

00047290

This data Package consists of:

This signature page, the laboratory review checklists, and the following reportable data:

✓R1 Field chain-of-custody documentation;

✓R2 sample identification cross-reference;

R3 Test reports (analytical data sheets) for each enviornmental sample that includes:

a) Items consistant with NELAC 5.13 or ISO/IEC 17025 Section 5.10
b) dilution factors,
c) preparation methods,
d) Cleanup methods, and
e) If required for the project, tentatively identified compounds (TICs)

✓R4 Surrogate recovery data including:

a) Calculated recovery (%R) for each analyte, and
b) The laboratory's surrogate QC limits.

✓R5 Test reports/summary forms for blank samples;

✓R6 Test reports/summary forms for laboratory control samples (LCSs) including:

a) LCS spiking amount,
b) Calculated %R for each analyte, and
c) The laboratory"s LCS QC limits.

✓R7 Test reports for project matrix spike/matrix spike duplicates (MS/MSDs) including:

a) Samples associated with the MS/MSD clearly identified,
b) MS/MSD spiking amounts,
c) Concentration of each MS/MSD analyte measured in the parent and spiked samples,
d) Calculated %R and relative percent differences (RPDs), and
e) The laboratory's MS/MSD QC limits

✓R8 Laboratory analytical duplicate (if applicable) revocery and precision:

a) the amount of analyte measured in the duplicate,
b) the calculated RPD, and
c) the laboratory's QC limits for anlytical duplicates.

✓R9 List of method quantitation limits (MQLs) for each analyte for each method and matrix;

✓R10 Other problems or anomalies.

✓The exception Report for every "No" or "Not Reviewed (NR)" item IN laboratory review checklist.

Release statement: I am responsible for the release of this laboratory data package. This data package has been reviewed by the laboratory and is complete and technically compliant with the requirements of the methods used, except where noted by the laboratory in the attached exceptions reports. By my signature below, I affirm to the best of my knowledge, all problems/anomalies, observed by the laboratory as having the potential to affect the quality of the data, have been identified by the laboratoy in the Laboratory Review Checklist, and no information or data have been knowingly withheld that would affect the quality of the data.

Check, if applicable: [✓] This laboratory is an in-house laboratory controlled by the person repsonding to rule. The official signing the cover page of the rule-required report (for example, the APAR) in which these data are used is responsible for releasing this data package and is by signature affirming the above release statement is true.

MIKE D. ALBERTSON		Volatiles Lab Supervisor	December 29, 2006
Name (Printed)	Signature	Official Title (printed)	DATE

KEMRON Environmental Services
Laboratory Review Checklist

Laboratory Name:	KEMRON
Laboratory Log Number:	L0612458
Project Name:	798-LONGHORN
Method:	GC
Prep Batch Number(s):	WG229899
Reviewer Name:	MIKE D. ALBERTSON
LRC Date:	December 29, 2006

Description	Yes	No	NA(1)	NR(2)	ER(3)
Chain-Of-Custody (C-O-C)					
Did samples meet the laboratory's standard conditions of sample acceptability upon receipt?	✓				
Were all departures from standard conditions described in an exception report?	✓				
Sample and quality control (QC) identification					
Are all field sample ID numbers cross-referenced to the laboratory ID numbers?	✓				
Are all laboratory ID numbers cross-referenced to the corresponding QC data?	✓				
Test reports					
Were all samples prepared and analyzed within holding times?	✓				
Other than those results <MQL, were all other raw values bracketed by calibration standards?	✓				
Were calculations checked by a peer or supervisor?	✓				
Were all analyte identifications checked by a peer or supervisor?	✓				
Were sample quantitation limits reported for all analytes not detected?	✓				
Were all results for soil and sediment samples reported on a dry weight basis?	✓				
Were % moisture (or solids) reported for all soil and sediment samples?	✓				
If required for the project, TICs reported?			✓		
Surrogate recovery data					
Were surrogates added prior to extraction?			✓		
Were surrogate percent recoveries in all samples within the laboratory QC limits?			✓		
Test reports/summary forms for blank samples					
Were appropriate type(s) of blanks analyzed?	✓				
Were blanks analyzed at the appropriate frequency?	✓				
Were method blanks taken through the entire analytical process, including preparation and, if applicable, cleanup procedures?	✓				
Were blank concentrations <MQL?		✓			1
Laboratory control samples (LCS):					
Were all COCs included in the LCS?	✓				
Was each LCS taken through the entire analytical procedure, including prep and cleanup steps?	✓				
Were LCSs analyzed at the required frequency?	✓				
Were LCS (and LCSD, if applicable) %Rs within the laboratory QC limits?	✓				
Does the detectability data document the laboratorys capability to detect the COCs at the MDL used to calculate the SQLs?	✓				
Was the LCSD RPD within QC limits?	✓				
Matrix spike (MS) and matrix spike duplicate (MSD) data					
Were the project/method specified analytes included in the MS and MSD?			✓		
Were MS/MSD analyzed at the appropriate frequency?			✓		
Were MS (and MSD, if applicable) %Rs within the laboratory QC limits?			✓		

Description	Yes	No	NA(1)	NR(2)	ER(3)
Were MS/MSD RPDs within laboratory QC limits?	00047292		✓		
Analytical duplicate data					
Were appropriate analytical duplicates analyzed for each matrix?			✓		
Were analytical duplicates analyzed at the appropriate frequency?			✓		
Were RPDs or relative standard deviations within the laboratory QC limits?			✓		
Method quantitation limits (MQLs):					
Are the MQLs for each method analyte included in the laboratory data package?	✓				
Do the MQLs correspond to the concentration of the lowest non-zero calibration standard?	✓				
Are unadjusted MQLs included in the laboratory data package?	✓				
Other problems/anomalies					
Are all known problems/anomalies/special conditions noted in this LRC and ER?	✓				
Were all necessary corrective actions performed for the reported data?	✓				
Was applicable and available technology used to lower the SQL minimize the matrix interference affects on the sample results?	✓				
ICAL					
Were response factors and/or relative response factors for each analyte within QC limits?	✓				
Were percent RSDs or correlation coefficient criteria met?	✓				
Was the number of standards recommended in the method used for all analytes?	✓				
Were all points generated between the lowest and highest standard used to calculate the curve?	✓				
Are ICAL data available for all instruments used?	✓				
Has the initial calibration curve been verified using an appropriate second source standard?	✓				
Initial and continuing calibration verification (ICV and CCV) and continuing calibration blank (CCB):					
Was the CCV analyzed at the method-required frequency?	✓				
Were percent differences for each analyte within the method-required QC limits?	✓				
Was the ICAL curve verified for each analyte?	✓				
Was the absolute value of the analyte concentration in the inorganic CCB <MDL?			✓		
Mass spectral tuning:					
Was the appropriate compound for the method used for tuning?			✓		
Were ion abundance data within the method-required QC limits?			✓		
Internal standards (IS):					
Were IS area counts and retention times within the method-required QC limits?			✓		
Raw data (NELAC section 1 appendix A glossary, and section 5.12 or ISO/IEC 17025 section 4.12.2)					
Were the raw data (for example, chromatograms, spectral data) reviewed by an analyst?	✓				
Were data associated with manual integrations flagged on the raw data?	✓				
Dual column confirmation					
Did dual column confirmation results meet the method-required QC?			✓		
Tentatively identified compounds (TICs):					
If TICs were requested, were the mass spectra and TIC data subject to appropriate checks?			✓		
Interference Check Sample (ICS) results:					
Were percent recoveries within method QC limits?			✓		
Serial dilutions, post digestion spikes, and method of standard additions					
Were percent differences, recoveries, and the linearity within the QC limits specified in the method?			✓		
Method detection limit (MDL) studies					
Was a MDL study performed for each reported analyte?	✓				
Is the MDL either adjusted or supported by the analysis of DCSs?	✓				
Proficiency test reports:					
Was the laboratory's performance acceptable on the applicable proficiency tests or evaluation studies?	✓				

Description	Yes	No	NA(1)	NR(2)	ER(3)
Standards documentation	00047293				
Are all standards used in the analyses NIST-traceable or obtained from other appropriate sources?	✓				
Compound/analyte identification procedures					
Are the procedures for compound/analyte identification documented?	✓				
Demonstration of analyst competency (DOC)					
Was DOC conducted consistent with NELAC Chapter 5C or ISO/IEC 4?	✓				
Is documentation of the analyst's competency up-to-date and on file?	✓				
Verification/validation documentation for methods (NELAC Chap 5 or ISO/IEC 17025 Section 5)					
Are all the methods used to generate the data documented, verified, and validated, where applicable?	✓				
Laboratory standard operating procedures (SOPs):					
Are laboratory SOPs current and on file for each method performed?	✓				

EXCEPTIONS REPORT

ER# - Description

1) Methane was detected in the method blank above the PQL.

Footnotes:

(1) NA = Not applicable to method or project

(2) NR = Not reviewed

(3) ER# = Exception report number

Laboratory Data Package Cover Page

00047294

This data Package consists of:

This signature page, the laboratory review checklists, and the following reportable data:

R1 Field chain-of-custody documentation;

R2 sample identification cross-reference;

R3 Test reports (analytical data sheets) for each enviornmental sample that includes:

a) Items consistant with NELAC 5.13 or ISO/IEC 17025 Section 5.10

b) dilution factors,

c) preparation methods,

d) Cleanup methods, and

e) If required for the project, tentatively identified compounds (TICs)

R4 Surrogate recovery data including:

a) Calculated recovery (%R) for each analyte, and

b) The laboratory's surrogate QC limits.

✓R5 Test reports/summary forms for blank samples;

✓R6 Test reports/summary forms for laboratory control samples (LCSs) including:

a) LCS spiking amount,

b) Calculated %R for each analyte, and

c) The laboratory"s LCS QC limits.

R7 Test reports for project matrix spike/matrix spike duplicates (MS/MSDs) including:

a) Samples associated with the MS/MSD clearly identified,

b) MS/MSD spiking amounts,

c) Concentration of each MS/MSD analyte measured in the parent and spiked samples,

d) Calculated %R and relative percent differences (RPDs), and

e) The laboratory's MS/MSD QC limits

R8 Laboratory analytical duplicate (if applicable) revocery and precision:

a) the amount of analyte measured in the duplicate,

b) the calculated RPD, and

c) the laboratory's QC limits for anlytical duplicates.

R9 List of method quantitation limits (MQLs) for each analyte for each method and matrix;

R10 Other problems or anomalies.

✓The exception Report for every "No" or "Not Reviewed (NR)" item IN laboratory review checklist.

Release statement: I am responsible for the release of this laboratory data package. This data package has been reviewed by the laboratory and is complete and technically compliant with the requirements of the methods used, except where noted by the laboratory in the attached exceptions reports. By my signature below, I affirm to the best of my knowledge, all problems/anomalies, observed by the laboratory as having the potential to affect the quality of the data, have been identified by the laboratoy in the Laboratory Review Checklist, and no information or data have been knowingly withheld that would affect the quality of the data.

Check, If applicable: [] This laboratory is an in-house laboratory controlled by the person repsonding to rule. The official signing the cover page of the rule-required report (for example, the APAR) in which these data are used is responsible for releasing this data package and is by signature affirming the above release statement is trus.

MICHAEL D. COCHRAN	Michael Cochran	Semivolatiles Lab Supervisor	December 29, 2006
Name (Printed)	Signature	Official Title (printed)	DATE

RG-366/TRRP-13 December 2002 A1

KEMRON Environmental Services
Laboratory Review Checklist

Laboratory Name:	KEMRON
Laboratory Log Number:	L0612458
Project Name:	798-LONGHORN
Method:	300
Prep Batch Number(s):	WG230037
Reviewer Name:	MICHAEL D. COCHRAN
LRC Date:	December 19, 2006

Description	Yes	No	NA(1)	NR(2)	ER(3)
Chain-Of-Custody (C-O-C)					
Did samples meet the laboratory's standard conditions of sample acceptability upon receipt?	✓				3
Were all departures from standard conditions described in an exception report?	✓				
Sample and quality control (QC) identification					
Are all field sample ID numbers cross-referenced to the laboratory ID numbers?	✓				
Are all laboratory ID numbers cross-referenced to the corresponding QC data?	✓				
Test reports					
Were all samples prepared and analyzed within holding times?		✓			1
Other than those results <MQL, were all other raw values bracketed by calibration standards?	✓				
Were calculations checked by a peer or supervisor?	✓				
Were all analyte identifications checked by a peer or supervisor?	✓				
Were sample quantitation limits reported for all analytes not detected?	✓				
Were all results for soil and sediment samples reported on a dry weight basis?			✓		
Were % moisture (or solids) reported for all soil and sediment samples?			✓		
If required for the project, TICs reported?	✓				
Surrogate recovery data					
Were surrogates added prior to extraction?			✓		
Were surrogate percent recoveries in all samples within the laboratory QC limits?			✓		
Test reports/summary forms for blank samples					
Were appropriate type(s) of blanks analyzed?	✓				
Were blanks analyzed at the appropriate frequency?	✓				
Were method blanks taken through the entire analytical process, including preparation and, if applicable, cleanup procedures?	✓				
Were blank concentrations <MQL?	✓				
Laboratory control samples (LCS):					
Were all COCs included in the LCS?	✓				
Was each LCS taken through the entire analytical procedure, including prep and cleanup steps?	✓				
Were LCSs analyzed at the required frequency?	✓				
Were LCS (and LCSD, if applicable) %Rs within the laboratory QC limits?	✓				
Does the detectability data document the laboratorys capability to detect the COCs at the MDL used to calculate the SQLs?	✓				
Was the LCSD RPD within QC limits?			✓		
Matrix spike (MS) and matrix spike duplicate (MSD) data					
Were the project/method specified analytes included in the MS and MSD?	✓				
Were MS/MSD analyzed at the appropriate frequency?	✓				
Were MS (and MSD, if applicable) %Rs within the laboratory QC limits?	✓				2

Description	Yes	No	NA(1)	NR(2)	ER(3)
Were MS/MSD RPDs within laboratory QC limits?	00047296				
Analytical duplicate data					
Were appropriate analytical duplicates analyzed for each matrix?	✓				
Were analytical duplicates analyzed at the appropriate frequency?	✓				
Were RPDs or relative standard deviations within the laboratory QC limits?	✓				
Method quantitation limits (MQLs):					
Are the MQLs for each method analyte included in the laboratory data package?	✓				
Do the MQLs correspond to the concentration of the lowest non-zero calibration standard?	✓				
Are unadjusted MQLs included in the laboratory data package?	✓				
Other problems/anomalies					
Are all known problems/anomalies/special conditions noted in this LRC and ER?	✓				
Were all necessary corrective actions performed for the reported data?	✓				
Was applicable and available technology used to lower the SQL minimize the matrix interference affects on the sample results?	✓				
Were response factors and/or relative response factors for each analyte within QC limits?	✓				
Were percent RSDs or correlation coefficient criteria met?	✓				
Was the number of standards recommended in the method used for all analytes?	✓				
Were all points generated between the lowest and highest standard used to calculate the curve?	✓				
Are ICAL data available for all instruments used?	✓				
Has the initial calibration curve been verified using an appropriate second source standard?	✓				
Initial and continuing calibration verification (ICV and CCV) and continuing calibration blank (CCB):					
Was the CCV analyzed at the method-required frequency?	✓				
Were percent differences for each analyte within the method-required QC limits?	✓				
Was the ICAL curve verified for each analyte?	✓				
Was the absolute value of the analyte concentration in the inorganic CCB <MDL?	✓				
Mass spectral tuning:					
Was the appropriate compound for the method used for tuning?			✓		
Were ion abundance data within the method-required QC limits?			✓		
Internal standards (IS):					
Were IS area counts and retention times within the method-required QC limits?			✓		
Raw data (NELAC section 1 appendix A glossary, and section 5.12 or ISO/IEC 17025 section 4.12.2)					
Were the raw data (for example, chromatograms, spectral data) reviewed by an analyst?	✓				
Were data associated with manual integrations flagged on the raw data?	✓				
Dual column confirmation					
Did dual column confirmation results meet the method-required QC?			✓		
Tentatively identified compounds (TICs):					
If TICs were requested, were the mass spectra and TIC data subject to appropriate checks?			✓		
Interference Check Sample (ICS) results:					
Were percent recoveries within method QC limits?			✓		
Serial dilutions, post digestion spikes, and method of standard additions					
Were percent differences, recoveries, and the linearity within the QC limits specified in the method?			✓		
Method detection limit (MDL) studies					
Was a MDL study performed for each reported analyte?	✓				
Is the MDL either adjusted or supported by the analysis of DCSs?	✓				
Proficiency test reports:					
Was the laboratory's performance acceptable on the applicable proficiency tests or evaluation studies?	✓				

Description	Yes	No	NA(1)	NR(2)	ER(3)
Standards documentation	00047297				
Are all standards used in the analyses NIST-traceable or obtained from other appropriate sources?	✓				
Compound/analyte identification procedures					
Are the procedures for compound/analyte identification documented?	✓				
Demonstration of analyst competency (DOC)					
Was DOC conducted consistent with NELAC Chapter 5C or ISO/IEC 4?	✓				
Is documentation of the analyst's competency up-to-date and on file?	✓				
Verification/validation documentation for methods (NELAC Chap 5 or ISO/IEC 17025 Section 5)					
Are all the methods used to generate the data documented, verified, and validated, where applicable?	✓				
Laboratory standard operating procedures (SOPs):					
Are laboratory SOPs current and on file for each method performed?	✓				

KEMRON Environmental Services
Laboratory Review Checklist

Laboratory Name:	KEMRON
Laboratory Log Number:	L0612458
Project Name:	798-LONGHORN
Method:	300
Prep Batch Number(s):	WG230037
Reviewer Name:	MICHAEL D. COCHRAN
LRC Date:	December 19, 2006

EXCEPTIONS REPORT
ER# - Description
1. Samples from workorder L0612458 were received on the second and third day after they were collected. These samples were analyzed on the date in which they were received. All samples were analyzed for NO2 and NO3 outside of their 48 hour analytical hold time.
2. The MS and MSD associated with the analytical batch for these samples had recoveries for Cl and SO4 below the advisory limit. The parent sample chosen for the MS and MSD had Cl and SO4 results greater than their respective calibration ranges.
3. Sample L0612458-01 had an extremely ”muddy” matrix. This sample was centrifuged repeatedly, filtered through 0.45 um syringe filters, and diluted after filtration in order to reduce its matrix turbidity to an acceptable level for injection into the IC for analysis.
Footnotes:
(1) NA = Not applicable to method or project
(2) NR = Not reviewed
(3) ER# = Exception report number

Laboratory Data Package Cover Page

00047299

This data Package consists of:

This signature page, the laboratory review checklists, and the following reportable data:

✓R1 Field chain-of-custody documentation;

✓R2 sample identification cross-reference;

R3 Test reports (analytical data sheets) for each enviornmental sample that includes:

a) Items consistant with NELAC 5.13 or ISO/IEC 17025 Section 5.10
b) dilution factors,
c) preparation methods,
d) Cleanup methods, and
e) If required for the project, tentatively identified compounds (TICs)

✓R4 Surrogate recovery data including:

a) Calculated recovery (%R) for each analyte, and
b) The laboratory's surrogate QC limits.

✓R5 Test reports/summary forms for blank samples;

✓R6 Test reports/summary forms for laboratory control samples (LCSs) including:

a) LCS spiking amount,
b) Calculated %R for each analyte, and
c) The laboratory"s LCS QC limits.

✓R7 Test reports for project matrix spike/matrix spike duplicates (MS/MSDs) including:

a) Samples associated with the MS/MSD clearly identified,
b) MS/MSD spiking amounts,
c) Concentration of each MS/MSD analyte measured in the parent and spiked samples,
d) Calculated %R and relative percent differences (RPDs), and
e) The laboratory's MS/MSD QC limits

✓R8 Laboratory analytical duplicate (if applicable) revocery and precision:

a) the amount of analyte measured in the duplicate,
b) the calculated RPD, and
c) the laboratory's QC limits for anlytical duplicates.

✓R9 List of method quantitation limits (MQLs) for each analyte for each method and matrix;

✓R10 Other problems or anomalies.

✓The exception Report for every "No" or "Not Reviewed (NR)" item IN laboratory review checklist.

Release statement: I am responsible for the release of this laboratory data package. This data package has been reviewed by the laboratory and is complete and technically compliant with the requirements of the methods used, except where noted by the laboratory in the attached exceptions reports. By my signature below, I affirm to the best of my knowledge, all problems/anomalies, observed by the laboratory as having the potential to affect the quality of the data, have been identified by the laboratoy in the Laboratory Review Checklist, and no information or data have been knowingly withheld that would affect the quality of the data.

Check, if applicable: [✓] This laboratory is an in-house laboratory controlled by the person repsonding to rule. The official signing the cover page of the rule-required report (for example, the APAR) in which these data are used is responsible for releasing this data package and is by signature affirming the above release statement is true.

MIKE D. ALBERTSON		Volatiles Lab Supervisor	December 29, 2006
Name (Printed)	Signature	Official Title (printed)	DATE

RG-366/TRRP-13 December 2002 A1

KEMRON Environmental Services
Laboratory Review Checklist

Laboratory Name:	KEMRON
Laboratory Log Number:	L0612458
Project Name:	798-LONGHORN
Method:	8260B
Prep Batch Number(s):	230223
Reviewer Name:	MIKE D. ALBERTSON
LRC Date:	December 29, 2006

Description	Yes	No	NA(1)	NR(2)	ER(3)
Chain-Of-Custody (C-O-C)					
Did samples meet the laboratory's standard conditions of sample acceptability upon receipt?	✓				
Were all departures from standard conditions described in an exception report?	✓				
Sample and quality control (QC) identification					
Are all field sample ID numbers cross-referenced to the laboratory ID numbers?	✓				
Are all laboratory ID numbers cross-referenced to the corresponding QC data?	✓				
Test reports					
Were all samples prepared and analyzed within holding times?	✓				
Other than those results <MQL, were all other raw values bracketed by calibration standards?	✓				
Were calculations checked by a peer or supervisor?	✓				
Were all analyte identifications checked by a peer or supervisor?	✓				
Were sample quantitation limits reported for all analytes not detected?	✓				
Were all results for soil and sediment samples reported on a dry weight basis?	✓				
Were % moisture (or solids) reported for all soil and sediment samples?	✓				
If required for the project, TICs reported?			✓		
Surrogate recovery data					
Were surrogates added prior to extraction?	✓				
Were surrogate percent recoveries in all samples within the laboratory QC limits?	✓				
Test reports/summary forms for blank samples					
Were appropriate type(s) of blanks analyzed?	✓				
Were blanks analyzed at the appropriate frequency?	✓				
Were method blanks taken through the entire analytical process, including preparation and, if applicable, cleanup procedures?	✓				
Were blank concentrations <MQL?	✓				
Laboratory control samples (LCS):					
Were all COCs included in the LCS?	✓				
Was each LCS taken through the entire analytical procedure, including prep and cleanup steps?	✓				
Were LCSs analyzed at the required frequency?	✓				
Were LCS (and LCSD, if applicable) %Rs within the laboratory QC limits?		✓			1
Does the detectability data document the laboratorys capability to detect the COCs at the MDL used to calculate the SQLs?	✓				
Was the LCSD RPD within QC limits?	✓				
Matrix spike (MS) and matrix spike duplicate (MSD) data					
Were the project/method specified analytes included in the MS and MSD?			✓		
Were MS/MSD analyzed at the appropriate frequency?			✓		
Were MS (and MSD, if applicable) %Rs within the laboratory QC limits?			✓		

Description	Yes	No	NA(1)	NR(2)	ER(3)
Were MS/MSD RPDs within laboratory QC limits?	00047301		✓		
Analytical duplicate data					
Were appropriate analytical duplicates analyzed for each matrix?			✓		
Were analytical duplicates analyzed at the appropriate frequency?			✓		
Were RPDs or relative standard deviations within the laboratory QC limits?			✓		
Method quantitation limits (MQLs):					
Are the MQLs for each method analyte included in the laboratory data package?	✓				
Do the MQLs correspond to the concentration of the lowest non-zero calibration standard?	✓				
Are unadjusted MQLs included in the laboratory data package?	✓				
Other problems/anomalies					
Are all known problems/anomalies/special conditions noted in this LRC and ER?	✓				
Were all necessary corrective actions performed for the reported data?	✓				
Was applicable and available technology used to lower the SQL minimize the matrix interference affects on the sample results?	✓				
ICAL					
Were response factors and/or relative response factors for each analyte within QC limits?	✓				
Were percent RSDs or correlation coefficient criteria met?	✓				
Was the number of standards recommended in the method used for all analytes?	✓				
Were all points generated between the lowest and highest standard used to calculate the curve?	✓				
Are ICAL data available for all instruments used?	✓				
Has the initial calibration curve been verified using an appropriate second source standard?	✓				
Initial and continuing calibration verification (ICV and CCV) and continuing calibration blank (CCB):					
Was the CCV analyzed at the method-required frequency?	✓				
Were percent differences for each analyte within the method-required QC limits?	✓				
Was the ICAL curve verified for each analyte?	✓				
Was the absolute value of the analyte concentration in the inorganic CCB <MDL?			✓		
Mass spectral tuning:					
Was the appropriate compound for the method used for tuning?	✓				
Were ion abundance data within the method-required QC limits?	✓				
Internal standards (IS):					
Were IS area counts and retention times within the method-required QC limits?	✓				
Raw data (NELAC section 1 appendix A glossary, and section 5.12 or ISO/IEC 17025 section 4.12.2)					
Were the raw data (for example, chromatograms, spectral data) reviewed by an analyst?	✓				
Were data associated with manual integrations flagged on the raw data?	✓				
Dual column confirmation					
Did dual column confirmation results meet the method-required QC?			✓		
Tentatively identified compounds (TICs):					
If TICs were requested, were the mass spectra and TIC data subject to appropriate checks?			✓		
Interference Check Sample (ICS) results:					
Were percent recoveries within method QC limits?			✓		
Serial dilutions, post digestion spikes, and method of standard additions					
Were percent differences, recoveries, and the linearity within the QC limits specified in the method?			✓		
Method detection limit (MDL) studies					
Was a MDL study performed for each reported analyte?	✓				
Is the MDL either adjusted or supported by the analysis of DCSs?	✓				
Proficiency test reports:					
Was the laboratory's performance acceptable on the applicable proficiency tests or evaluation studies?	✓				

Description	Yes	No	NA(1)	NR(2)	ER(3)
Standards documentation	00047302				
Are all standards used in the analyses NIST-traceable or obtained from other appropriate sources?	✓				
Compound/analyte identification procedures					
Are the procedures for compound/analyte identification documented?	✓				
Demonstration of analyst competency (DOC)					
Was DOC conducted consistent with NELAC Chapter 5C or ISO/IEC 4?	✓				
Is documentation of the analyst's competency up-to-date and on file?	✓				
Verification/validation documentation for methods (NELAC Chap 5 or ISO/IEC 17025 Section 5)					
Are all the methods used to generate the data documented, verified, and validated, where applicable?	✓				
Laboratory standard operating procedures (SOPs):					
Are laboratory SOPs current and on file for each method performed?	✓				

EXCEPTIONS REPORT
ER# - Description
#1: Methyl tert-butyl exceeded the upper advisory limit.

Footnotes:
(1) NA = Not applicable to method or project
(2) NR = Not reviewed
(3) ER# = Exception report number

LABORATORY REPORT

L0612458 00047303

01/02/07 09:11

Submitted By

KEMRON Environmental Services
156 Starlite Drive
Marietta , OH 45750
(740) 373 - 4071

For

Account Name: Shaw E & I, Inc.
ABB Lummus Biulding
3010 Briarpark
Houston, TX 77042
Attention: Diane Mever

Account Number: 2773
Work ID: LHAAP

P.O. Number: 200328

Sample Summary

Client ID	Lab ID	Date Collected	Date Received
35BWW01	L0612458-01	17-DEC-06	19-DEC-06
35BWW04	L0612458-02	16-DEC-06	19-DEC-06
LH5MW58	L0612458-03	16-DEC-06	19-DEC-06

Sample Number: L0612458-01
Client ID: 35BWW01
Matrix: Water
Workgroup Number: WG229899
Collect Date: 12/17/2006 08:15
Sample Tag: 01

PrePrep Method: NONE
Prep Method: 5021
Analytical Method: RSK175
Analyst: JLS
Dilution: 1
Units: ug/L

Instrument: HP16
Prep Date: 12/19/2006 19:09
Cal Date: 09/27/2006 15:29
Run Date: 12/19/2006 19:09
File ID: 16G5653

Analyte	CAS. Number	Result	Qual	PQL	SQL
methane	74-82-8	0.459	J	0.500	0.250
ethene	74-85-1		U	0.500	0.250
ethane	74-84-0		U	0.500	0.250

U Not detected at or above adjusted sample detection limit
J The analyte was positively identified, but the quantitation was below the RL

Sample Number: L0612458-01
Client ID: 35BWW01
Matrix: Water
Workgroup Number: WG230037
Collect Date: 12/17/2006 08:15
Sample Tag: 01

PrePrep Method: NONE
Prep Method: 300.0
Analytical Method: 300.0
Analyst: JWR
Dilution: 50
Units: mg/L

Instrument: IC2
Prep Date: 12/19/2006 16:42
Cal Date: 12/08/2006 18:15
Run Date: 12/19/2006 16:42
File ID: I2121906.32

Analyte	CAS. Number	Result	Qual	PQL	SQL
Chloride	16887-00-6	7.25	J	10.0	5.00
Nitrate	14797-55-8		U	30.0	5.00
Nitrite	14797-65-0		U	20.0	5.00
Sulfate	14808-79-8		U	50.0	25.0

J The analyte was positively identified, but the quantitation was below the RL
U Not detected at or above adjusted sample detection limit

Sample Number: L0612458-01
Client ID: 35BWW01
Matrix: Water
Workgroup Number: WG230223
Collect Date: 12/17/2006 08:15
Sample Tag: 01

PrePrep Method: NONE
Prep Method: 5030B
Analytical Method: 8260B
Analyst: CMS
Dilution: 1
Units: ug/L

Instrument: HPMS8
Prep Date: 12/26/2006 19:20
Cal Date: 12/14/2006 12:53
Run Date: 12/26/2006 19:20
File ID: 8M333033

Analyte	CAS. Number	Result	Qual	PQL	SQL
1,1,1-Trichloroethane	71-55-6		U	5.00	0.250
1,1,2,2-Tetrachloroethane	79-34-5		U	5.00	0.125
1,1,2-Trichloro-1,2,2-Trifluoroethane	76-13-1		U	10.0	0.250
1,1,2-Trichloroethane	79-00-5		U	5.00	0.250
1,1-Dichloroethane	75-34-3		U	5.00	0.125
1,1-Dichloroethene	75-35-4		U	5.00	0.500
1,2,4-Trichlorobenzene	120-82-1		U	5.00	0.200
1,2-Dibromo-3-chloropropane	96-12-8		U	5.00	1.00
1,2-Dibromoethane	106-93-4		U	5.00	0.250
1,2-Dichlorobenzene	95-50-1		U	5.00	0.125
1,2-Dichloroethane	107-06-2		U	5.00	0.250
cis-1,2-Dichloroethene	156-59-2		U	10.0	0.250
trans-1,2-Dichloroethene	156-60-5		U	5.00	0.250
1,2-Dichloropropane	78-87-5		U	5.00	0.200
1,3-Dichlorobenzene	541-73-1		U	5.00	0.250
1,4-Dichlorobenzene	106-46-7		U	5.00	0.125
2-Butanone	78-93-3		U	10.0	2.50
2-Hexanone	591-78-6		U	10.0	2.50
4-Methyl-2-pentanone	108-10-1		U	10.0	2.50

Report Number: **L0612458**
Report Date : **January 2, 2007**

00047305

Sample Number: **L0612458-01**
Client ID: **35BWW01**
Matrix: **Water**
Workgroup Number: **WG230223**
Collect Date: **12/17/2006 08:15**
Sample Tag: **01**

PrePrep Method: **NONE**
Prep Method: **5030B**
Analytical Method: **8260B**
Analyst: **CMS**
Dilution: **1**
Units: **ug/L**

Instrument: **HPMS8**
Prep Date: **12/26/2006 19:20**
Cal Date: **12/14/2006 12:53**
Run Date: **12/26/2006 19:20**
File ID: **8M333033**

Analyte	CAS. Number	Result	Qual	PQL	SQL
Acetone	67-64-1		U	10.0	2.50
Benzene	71-43-2		U	5.00	0.125
Bromodichloromethane	75-27-4		U	5.00	0.250
Bromoform	75-25-2		U	5.00	0.500
Bromomethane	74-83-9		U	10.0	0.500
Carbon disulfide	75-15-0		U	5.00	0.500
Carbon tetrachloride	56-23-5		U	5.00	0.250
Chlorobenzene	108-90-7		U	5.00	0.125
Chloroethane	75-00-3		U	10.0	0.500
Chloroform	67-66-3		U	5.00	0.125
Chloromethane	74-87-3		U	10.0	0.250
cis-1,3-Dichloropropene	10061-01-5		U	5.00	0.250
Cyclohexane	110-82-7		U	10.0	0.250
Dibromochloromethane	124-48-1		U	5.00	0.250
Dichlorodifluoromethane	75-71-8		U	10.0	0.250
Ethyl benzene	100-41-4		U	5.00	0.250
Isopropylbenzene	98-82-8		U	5.00	0.250
Methyl acetate	79-20-9		U	10.0	0.250
Methyl tert-butyl ether	1634-04-4		U	5.00	0.500
Methylcyclohexane	108-87-2		U	10.0	0.250
Methylene chloride	75-09-2		U	5.00	0.250
Styrene	100-42-5		U	5.00	0.125
Tetrachloroethene	127-18-4		U	5.00	0.250
Toluene	108-88-3		U	5.00	0.250
trans-1,3-Dichloropropene	10061-02-6		U	5.00	0.500
Trichloroethene	79-01-6		U	5.00	0.250
Trichlorofluoromethane	75-69-4		U	10.0	0.250
Vinyl chloride	75-01-4		U	10.0	0.250
Xylenes, Total	1330-20-7		U	5.00	0.500

Surrogate	% Recovery	Lower	Upper	Qual
1,2-Dichloroethane-d4	103	80	120	
Dibromofluoromethane	98.5	86	118	
p-Bromofluorobenzene	108	86	115	
Toluene-d8	98.5	88	110	

U Not detected at or above adjusted sample detection limit

Sample Number: L0612458-01
Client ID: 35BWW01
Matrix: Water
Workgroup Number: WG230052
Collect Date: 12/17/2006 08:15
Sample Tag: DL01

PrePrep Method: NONE
Prep Method: 415.1
Analytical Method: 415.1
Analyst: DIH
Dilution: 5
Units: mg/L

Instrument: TOC-VWP
Prep Date: 12/21/2006 22:59
Cal Date: 01/12/2006 10:36
Run Date: 12/21/2006 22:59
File ID: TC12-21-2006.44

Analyte	CAS. Number	Result	Qual	PQL	SQL
Total Inorganic Carbon			U	5.00	2.50

U Not detected at or above adjusted sample detection limit

Sample Number: L0612458-01
Client ID: 35BWW01
Matrix: Water
Workgroup Number: WG230052
Collect Date: 12/17/2006 08:15
Sample Tag: DL01

PrePrep Method: NONE
Prep Method: 415.1
Analytical Method: 415.1
Analyst: DIH
Dilution: 5
Units: mg/L

Instrument: TOC-VWP
Prep Date: 12/21/2006 22:59
Cal Date: 01/12/2006 10:36
Run Date: 12/21/2006 22:59
File ID: TC12-21-2006.44

Analyte	CAS. Number	Result	Qual	PQL	SQL
Total Organic Carbon		7.12		5.00	2.50

Sample Number: L0612458-02
Client ID: 35BWW04
Matrix: Water
Workgroup Number: WG230037
Collect Date: 12/16/2006 15:15
Sample Tag: 01

PrePrep Method: NONE
Prep Method: 300.0
Analytical Method: 300.0
Analyst: JWR
Dilution: 1
Units: mg/L

Instrument: IC2
Prep Date: 12/19/2006 16:07
Cal Date: 12/08/2006 18:15
Run Date: 12/19/2006 16:07
File ID: I2121906.30

Analyte	CAS. Number	Result	Qual	PQL	SQL
Chloride	16887-00-6	12.0	I	0.200	0.100
Nitrate	14797-55-8		U	0.600	0.100
Nitrite	14797-65-0		U	0.400	0.100
Sulfate	14808-79-8	41.7		1.00	0.500

U Not detected at or above adjusted sample detection limit
I Semiquantitative result (out of instrument calibration range)

Sample Number: L0612458-02
Client ID: 35BWW04
Matrix: Water
Workgroup Number: WG230037
Collect Date: 12/16/2006 15:15
Sample Tag: DL01

PrePrep Method: NONE
Prep Method: 300.0
Analytical Method: 300.0
Analyst: JWR
Dilution: 2
Units: mg/L

Instrument: IC2
Prep Date: 12/19/2006 16:25
Cal Date: 12/08/2006 18:15
Run Date: 12/19/2006 16:25
File ID: I2121906.31

Analyte	CAS. Number	Result	Qual	PQL	SQL
Chloride	16887-00-6	11.8		0.400	0.200
Nitrate	14797-55-8		U	1.20	0.200
Nitrite	14797-65-0		U	0.800	0.200
Sulfate	14808-79-8	41.9		2.00	1.00

U Not detected at or above adjusted sample detection limit

Sample Number: L0612458-02
Client ID: 35BWW04
Matrix: Water
Workgroup Number: WG230052
Collect Date: 12/16/2006 15:15
Sample Tag: 01

PrePrep Method: NONE
Prep Method: 415.1
Analytical Method: 415.1
Analyst: DIH
Dilution: 1
Units: mg/L

Instrument: TOC-VWP
Prep Date: 12/21/2006 23:13
Cal Date: 01/12/2006 10:36
Run Date: 12/21/2006 23:13
File ID: TC12-21-2006.45

Analyte	CAS. Number	Result	Qual	PQL	SQL
Total Inorganic Carbon		8.24		1.00	0.500

Sample Number: L0612458-02
Client ID: 35BWW04
Matrix: Water
Workgroup Number: WG230052
Collect Date: 12/16/2006 15:15
Sample Tag: 01

PrePrep Method: NONE
Prep Method: 415.1
Analytical Method: 415.1
Analyst: DIH
Dilution: 1
Units: mg/L

Instrument: TOC-VWP
Prep Date: 12/21/2006 23:13
Cal Date: 01/12/2006 10:36
Run Date: 12/21/2006 23:13
File ID: TC12-21-2006.45

Analyte	CAS. Number	Result	Qual	PQL	SQL
Total Organic Carbon		2.28		1.00	0.500

Sample Number: L0612458-02
Client ID: 35BWW04
Matrix: Water
Workgroup Number: WG229899
Collect Date: 12/16/2006 15:15
Sample Tag: 01

PrePrep Method: NONE
Prep Method: 5021
Analytical Method: RSK175
Analyst: JLS
Dilution: 1
Units: ug/L

Instrument: HP16
Prep Date: 12/19/2006 19:23
Cal Date: 09/27/2006 15:29
Run Date: 12/19/2006 19:23
File ID: 16G5654

Analyte	CAS. Number	Result	Qual	PQL	SQL
methane	74-82-8	4.15	B	0.500	0.250
ethene	74-85-1	0.571		0.500	0.250
ethane	74-84-0	0.486	J	0.500	0.250

J The analyte was positively identified, but the quantitation was below the RL
B Analyte present in method blank

Sample Number: L0612458-02
Client ID: 35BWW04
Matrix: Water
Workgroup Number: WG230223
Collect Date: 12/16/2006 15:15
Sample Tag: 01

PrePrep Method: NONE
Prep Method: 5030B
Analytical Method: 8260B
Analyst: CMS
Dilution: 1
Units: ug/L

Instrument: HPMS8
Prep Date: 12/26/2006 18:50
Cal Date: 12/14/2006 12:53
Run Date: 12/26/2006 18:50
File ID: 8M333032

Analyte	CAS. Number	Result	Qual	PQL	SQL
1,1,1-Trichloroethane	71-55-6		U	5.00	0.250
1,1,2,2-Tetrachloroethane	79-34-5		U	5.00	0.125
1,1,2-Trichloro-1,2,2-Trifluoroethane	76-13-1	24.7		10.0	0.250
1,1,2-Trichloroethane	79-00-5		U	5.00	0.250
1,1-Dichloroethane	75-34-3	0.677	J	5.00	0.125
1,1-Dichloroethene	75-35-4	3.34	J	5.00	0.500
1,2,4-Trichlorobenzene	120-82-1		U	5.00	0.200

Report Number: **L0612458**
Report Date : **January 2, 2007**

00047308

Sample Number: **L0612458-02**
Client ID: **35BWW04**
Matrix: **Water**
Workgroup Number: **WG230223**
Collect Date: **12/16/2006 15:15**
Sample Tag: **01**

PrePrep Method: **NONE**
Prep Method: **5030B**
Analytical Method: **8260B**
Analyst: **CMS**
Dilution: **1**
Units: **ug/L**

Instrument: **HPMS8**
Prep Date: **12/26/2006 18:50**
Cal Date: **12/14/2006 12:53**
Run Date: **12/26/2006 18:50**
File ID: **8M333032**

Analyte	CAS. Number	Result	Qual	PQL	SQL
1,2-Dibromo-3-chloropropane	96-12-8		U	5.00	1.00
1,2-Dibromoethane	106-93-4		U	5.00	0.250
1,2-Dichlorobenzene	95-50-1		U	5.00	0.125
1,2-Dichloroethane	107-06-2	0.294	J	5.00	0.250
cis-1,2-Dichloroethene	156-59-2	0.846	J	10.0	0.250
trans-1,2-Dichloroethene	156-60-5		U	5.00	0.250
1,2-Dichloropropane	78-87-5		U	5.00	0.200
1,3-Dichlorobenzene	541-73-1		U	5.00	0.250
1,4-Dichlorobenzene	106-46-7		U	5.00	0.125
2-Butanone	78-93-3		U	10.0	2.50
2-Hexanone	591-78-6		U	10.0	2.50
4-Methyl-2-pentanone	108-10-1		U	10.0	2.50
Acetone	67-64-1		U	10.0	2.50
Benzene	71-43-2		U	5.00	0.125
Bromodichloromethane	75-27-4		U	5.00	0.250
Bromoform	75-25-2		U	5.00	0.500
Bromomethane	74-83-9		U	10.0	0.500
Carbon disulfide	75-15-0		U	5.00	0.500
Carbon tetrachloride	56-23-5		U	5.00	0.250
Chlorobenzene	108-90-7	0.152	J	5.00	0.125
Chloroethane	75-00-3		U	10.0	0.500
Chloroform	67-66-3	0.356	J	5.00	0.125
Chloromethane	74-87-3		U	10.0	0.250
cis-1,3-Dichloropropene	10061-01-5		U	5.00	0.250
Cyclohexane	110-82-7		U	10.0	0.250
Dibromochloromethane	124-48-1		U	5.00	0.250
Dichlorodifluoromethane	75-71-8		U	10.0	0.250
Ethyl benzene	100-41-4		U	5.00	0.250
Isopropylbenzene	98-82-8		U	5.00	0.250
Methyl acetate	79-20-9		U	10.0	0.250
Methyl tert-butyl ether	1634-04-4		U	5.00	0.500
Methylcyclohexane	108-87-2		U	10.0	0.250
Methylene chloride	75-09-2		U	5.00	0.250
Styrene	100-42-5		U	5.00	0.125
Tetrachloroethene	127-18-4	30.1		5.00	0.250
Toluene	108-88-3		U	5.00	0.250
trans-1,3-Dichloropropene	10061-02-6		U	5.00	0.500
Trichloroethene	79-01-6	10.8		5.00	0.250
Trichlorofluoromethane	75-69-4		U	10.0	0.250
Vinyl chloride	75-01-4		U	10.0	0.250
Xylenes, Total	1330-20-7		U	5.00	0.500

Surrogate	% Recovery	Lower	Upper	Qual
1,2-Dichloroethane-d4	103	80	120	
Dibromofluoromethane	98.1	86	118	
p-Bromofluorobenzene	107	86	115	
Toluene-d8	98.4	88	110	

U Not detected at or above adjusted sample detection limit
J The analyte was positively identified, but the quantitation was below the RL

Sample Number: L0612458-03
Client ID: LH5MW58
Matrix: Water
Workgroup Number: WG230223
Collect Date: 12/16/2006 13:35
Sample Tag: 01

PrePrep Method: NONE
Prep Method: 5030B
Analytical Method: 8260B
Analyst: CMS
Dilution: 1
Units: ug/L

Instrument: HPMS8
Prep Date: 12/26/2006 18:20
Cal Date: 12/14/2006 12:53
Run Date: 12/26/2006 18:20
File ID: 8M333031

Analyte	CAS. Number	Result	Qual	PQL	SQL
1,1,1-Trichloroethane	71-55-6		U	5.00	0.250
1,1,2,2-Tetrachloroethane	79-34-5		U	5.00	0.125
1,1,2-Trichloro-1,2,2-Trifluoroethane	76-13-1	27.6		10.0	0.250
1,1,2-Trichloroethane	79-00-5		U	5.00	0.250
1,1-Dichloroethane	75-34-3	0.460	J	5.00	0.125
1,1-Dichloroethene	75-35-4	3.17	J	5.00	0.500
1,2,4-Trichlorobenzene	120-82-1		U	5.00	0.200
1,2-Dibromo-3-chloropropane	96-12-8		U	5.00	1.00
1,2-Dibromoethane	106-93-4		U	5.00	0.250
1,2-Dichlorobenzene	95-50-1		U	5.00	0.125
1,2-Dichloroethane	107-06-2		U	5.00	0.250
cis-1,2-Dichloroethene	156-59-2	0.629	J	10.0	0.250
trans-1,2-Dichloroethene	156-60-5		U	5.00	0.250
1,2-Dichloropropane	78-87-5		U	5.00	0.200
1,3-Dichlorobenzene	541-73-1		U	5.00	0.250
1,4-Dichlorobenzene	106-46-7		U	5.00	0.125
2-Butanone	78-93-3		U	10.0	2.50
2-Hexanone	591-78-6		U	10.0	2.50
4-Methyl-2-pentanone	108-10-1		U	10.0	2.50
Acetone	67-64-1		U	10.0	2.50
Benzene	71-43-2		U	5.00	0.125
Bromodichloromethane	75-27-4		U	5.00	0.250
Bromoform	75-25-2		U	5.00	0.500
Bromomethane	74-83-9		U	10.0	0.500
Carbon disulfide	75-15-0		U	5.00	0.500
Carbon tetrachloride	56-23-5		U	5.00	0.250
Chlorobenzene	108-90-7	1.59	J	5.00	0.125
Chloroethane	75-00-3		U	10.0	0.500
Chloroform	67-66-3		U	5.00	0.125
Chloromethane	74-87-3		U	10.0	0.250
cis-1,3-Dichloropropene	10061-01-5		U	5.00	0.250
Cyclohexane	110-82-7		U	10.0	0.250
Dibromochloromethane	124-48-1		U	5.00	0.250
Dichlorodifluoromethane	75-71-8		U	10.0	0.250
Ethyl benzene	100-41-4		U	5.00	0.250
Isopropylbenzene	98-82-8		U	5.00	0.250
Methyl acetate	79-20-9		U	10.0	0.250
Methyl tert-butyl ether	1634-04-4		U	5.00	0.500
Methylcyclohexane	108-87-2		U	10.0	0.250
Methylene chloride	75-09-2		U	5.00	0.250
Styrene	100-42-5		U	5.00	0.125
Tetrachloroethene	127-18-4	9.01		5.00	0.250
Toluene	108-88-3		U	5.00	0.250
trans-1,3-Dichloropropene	10061-02-6		U	5.00	0.500
Trichloroethene	79-01-6	13.7		5.00	0.250
Trichlorofluoromethane	75-69-4		U	10.0	0.250
Vinyl chloride	75-01-4		U	10.0	0.250
Xylenes, Total	1330-20-7		U	5.00	0.500

Sample Number: L0612458-03
Client ID: LH5MW58
Matrix: Water
Workgroup Number: WG230223
Collect Date: 12/16/2006 13:35
Sample Tag: 01

PrePrep Method: NONE
Prep Method: 5030B
Analytical Method: 8260B
Analyst: CMS
Dilution: 1
Units: ug/L

Instrument: HPMS8
Prep Date: 12/26/2006 18:20
Cal Date: 12/14/2006 12:53
Run Date: 12/26/2006 18:20
File ID: 8M333031

Surrogate	% Recovery	Lower	Upper	Qual
1,2-Dichloroethane-d4	102	80	120	
Dibromofluoromethane	99.0	86	118	
p-Bromofluorobenzene	106	86	115	
Toluene-d8	97.0	88	110	

U Not detected at or above adjusted sample detection limit
J The analyte was positively identified, but the quantitation was below the RL

Sample Number: L0612458-03
Client ID: LH5MW58
Matrix: Water
Workgroup Number: WG230037
Collect Date: 12/16/2006 13:35
Sample Tag: 01

PrePrep Method: NONE
Prep Method: 300.0
Analytical Method: 300.0
Analyst: JWR
Dilution: 1
Units: mg/L

Instrument: IC2
Prep Date: 12/19/2006 13:48
Cal Date: 12/08/2006 18:15
Run Date: 12/19/2006 13:48
File ID: I2121906.22

Analyte	CAS. Number	Result	Qual	PQL	SQL
Chloride	16887-00-6	9.82		0.200	0.100
Nitrate	14797-55-8		U	0.600	0.100
Nitrite	14797-65-0		U	0.400	0.100
Sulfate	14808-79-8	48.6		1.00	0.500

U Not detected at or above adjusted sample detection limit

Sample Number: L0612458-03
Client ID: LH5MW58
Matrix: Water
Workgroup Number: WG230052
Collect Date: 12/16/2006 13:35
Sample Tag: 01

PrePrep Method: NONE
Prep Method: 415.1
Analytical Method: 415.1
Analyst: DIH
Dilution: 1
Units: mg/L

Instrument: TOC-VWP
Prep Date: 12/21/2006 23:28
Cal Date: 01/12/2006 10:36
Run Date: 12/21/2006 23:28
File ID: TC12-21-2006.46

Analyte	CAS. Number	Result	Qual	PQL	SQL
Total Organic Carbon		3.95		1.00	0.500

Sample Number: L0612458-03
Client ID: LH5MW58
Matrix: Water
Workgroup Number: WG230052
Collect Date: 12/16/2006 13:35
Sample Tag: 01

PrePrep Method: NONE
Prep Method: 415.1
Analytical Method: 415.1
Analyst: DIH
Dilution: 1
Units: mg/L

Instrument: TOC-VWP
Prep Date: 12/21/2006 23:28
Cal Date: 01/12/2006 10:36
Run Date: 12/21/2006 23:28
File ID: TC12-21-2006.46

Analyte	CAS. Number	Result	Qual	PQL	SQL
Total Inorganic Carbon		12.8		1.00	0.500

Report Number: **L0612458**
Report Date : **January 2, 2007**

00047311

Sample Number: **L0612458-03**
Client ID: **LH5MW58**
Matrix: **Water**
Workgroup Number: **WG229899**
Collect Date: **12/16/2006 13:35**
Sample Tag: **01**

PrePrep Method: **NONE**
Prep Method: **5021**
Analytical Method: **RSK175**
Analyst: **JLS**
Dilution: **1**
Units: **ug/L**

Instrument: **HP16**
Prep Date: **12/19/2006 19:37**
Cal Date: **09/27/2006 15:29**
Run Date: **12/19/2006 19:37**
File ID: **16G5655**

Analyte	CAS. Number	Result	Qual	PQL	SQL
methane	74-82-8	2.97	B	0.500	0.250
ethene	74-85-1		U	0.500	0.250
ethane	74-84-0	0.976		0.500	0.250

U Not detected at or above adjusted sample detection limit
B Analyte present in method blank

WORKGROUP SUMMARY BY METHOD

WORKGROUP SUMMARY BY METHOD

00047313

Analysis: Dissolved Gases
Analytical Method: RSK175
Workgroup: WG229899

Lab ID	Client ID	Tclp Date	Prep Date	Analysis Date	Tag	Inst Id	Analyst
L0612458-01	35BWW01			12/19/06 19:09	01	HP16	JLS
L0612458-02	35BWW04			12/19/06 19:23	01	HP16	JLS
L0612458-03	LH5MW58			12/19/06 19:37	01	HP16	JLS

Analysis: Dissolved Gases
Extraction Method: 5021
Workgroup: WG229899

Lab ID	Client ID	Tclp Date	Prep Date	Analysis Date	Tag	Inst Id	Analyst
L0612458-01	35BWW01				229899	HP16	JLS
L0612458-02	35BWW04				229899	HP16	JLS
L0612458-03	LH5MW58				229899	HP16	JLS

Analysis: Common Anions
Analytical Method: 300.0
Workgroup: WG230037

Lab ID	Client ID	Tclp Date	Prep Date	Analysis Date	Tag	Inst Id	Analyst
L0612458-01	35BWW01			12/19/06 16:42	01	IC2	JWR
L0612458-02	35BWW04			12/19/06 16:07	01	IC2	JWR
L0612458-02	35BWW04			12/19/06 16:25	DL01	IC2	JWR
L0612458-03	LH5MW58			12/19/06 13:48	01	IC2	JWR

Analysis: Common Anions
Extraction Method: 300.0
Workgroup: WG230037

Lab ID	Client ID	Tclp Date	Prep Date	Analysis Date	Tag	Inst Id	Analyst
L0612458-01	35BWW01		12/19/06 09:34			FILTER	JWR
L0612458-02	35BWW04		12/19/06 09:34			FILTER	JWR
L0612458-03	LH5MW58		12/19/06 09:34			FILTER	JWR

WORKGROUP SUMMARY BY METHOD

Analysis: Total Organic Carbon
Analytical Method: 415.1
Workgroup: WG230052

Lab ID	Client ID	Tclp Date	Prep Date	Analysis Date	Tag	Inst Id	Analyst
L0612458-01	35BWW01			12/21/06 22:59	DL01	TOC-VWP	DIH
L0612458-01	35BWW01			12/21/06 22:59	DL01	TOC-VWP	DIH
L0612458-02	35BWW04			12/21/06 23:13	01	TOC-VWP	DIH
L0612458-02	35BWW04			12/21/06 23:13	01	TOC-VWP	DIH
L0612458-03	LH5MW58			12/21/06 23:28	01	TOC-VWP	DIH
L0612458-03	LH5MW58			12/21/06 23:28	01	TOC-VWP	DIH

Analysis: Total Organic Carbon
Extraction Method: METHOD
Workgroup: WG230052

Lab ID	Client ID	Tclp Date	Prep Date	Analysis Date	Tag	Inst Id	Analyst
L0612458-01	35BWW01			12/21/06 22:59	DL01	TOC-VWP	DIH
L0612458-02	35BWW04			12/21/06 23:13	01	TOC-VWP	DIH
L0612458-03	LH5MW58			12/21/06 23:28	01	TOC-VWP	DIH

Analysis: Special List - 8260
Analytical Method: 8260B
Workgroup: WG230223

Lab ID	Client ID	Tclp Date	Prep Date	Analysis Date	Tag	Inst Id	Analyst
L0612458-01	35BWW01			12/26/06 19:20	01	HPMS8	CMS
L0612458-02	35BWW04			12/26/06 18:50	01	HPMS8	CMS
L0612458-03	LH5MW58			12/26/06 18:20	01	HPMS8	CMS

Analysis: Special List - 8260
Extraction Method: 5030B
Workgroup: WG230223

Lab ID	Client ID	Tclp Date	Prep Date	Analysis Date	Tag	Inst Id	Analyst
L0612458-01	35BWW01				230223	HPMS8	CMS
L0612458-02	35BWW04				230223	HPMS8	CMS
L0612458-03	LH5MW58				230223	HPMS8	CMS

Kemron Environmental Services
Analyst Listing
January 2, 2007

AJF - AMANDA J. FICKIESEN
ALB - ANNIE L. BOCK
ALT - ANN L. THAYER
ARA - ADRIAN R. ACHTERMANN
ASP - AARON S. PETRIE
BRG - BRENDA R. GREGORY
CAA - CASSIE A. AUGENSTEIN
CAF - CHERYL A. FLOWERS
CAK - CHERYL A. KOELSCH
CEB - CHAD E. BARNES
CFB - CHAD F. BOOK
CLC - CHRYS L. CRAWFORD
CLS - CARA L. STRICKLER
CLW - CHARISSA L. WINTERS
CM - CHARLIE MARTIN
CMS - CRYSTAL M. STEPHENS
CPD - CHAD P. DAVIS
CSA - LUCINDA S. ARNOLD
CSH - CHRIS S. HILL
DAS - DALLAS A. SULLIVAN
DD - DIANE M. DENNIS
DDE - DEBRA D. ELLIOTT
DEL - DON E. LIGHTFRITZ
DEV - DAVID E. VANDENBERG
DGB - DOUGLAS G. BUTCHER
DIH - DEANNA I. HESSON
DLB - DAVID L. BUMGARNER
DLP - DOROTHY L. PAYNE
DLR - DIANNA L. RAUCH
DR - DEANNA ROBERTS
DRP - DAVE R. PITZER
DSF - DEBRA S. FREDERICK
DSM - DAVID S. MOSSOR
DST - DENNIS S. TEPE
ECL - ERIC C. LAWSON
ED - EMILY E. DECKER
FJB - FRANCES J. BOLDEN
HAV - HEMA VILASAGAR
JAL - JOHN A. LENT
JKT - JANE K. THOMPSON
JLS - JANICE L. SCHIMMEL
JNB - JOSHUA N. BOOTH
JS - JENNIFER L. SOUTHALL
JWR - JOHN W. RICHARDS
JWS - JACK W. SHEAVES
JYH - JI Y. HU
KCZ - KEVIN C. ZUMBRO
KEB - KATHRYN E. BARNES
KHR - KIM H. RHODES
KRA - KATHY R. ALBERTSON
LKN - LINDA K. NEDEFF
LSB - LESLIE S. BUCINA
MDA - MIKE D. ALBERTSON
MDC - MICHAEL D. COCHRAN
MES - MARY E. SCHILLING
MKZ - MARILYN K. ZUMBRO
MLR - MARY L. ROCHOTTE
MLS - MICHAEL L. SCHIMMEL
MMB - MAREN M. BEERY
MSW - MATT S. WILSON
NJB - NATALIE J. BOOTH
PAS - PATRICK A. STREET
PJM - PAUL J. MILLER
RB - ROBERT BUCHANAN
REK - ROBERT E. KYER
RNP - RICK N. PETTY
RWC - RODNEY W. CAMPBELL
SLM - STEPHANIE L. MOSSBURG
SLP - SHERI L. PFALZGRAF
SMH - SHAUNA M. HYDE
TMB - TIFFANY M. BAILEY
TMM - TAMMY M. MORRIS
VC - VICKI COLLIER
WFM - WALTER F. MARTIN

KEMRON Environmental Services

List of Valid Qualifiers

January 02, 2007

00047316

Qualkey: STD

Qualifier	Description
*	Surrogate or spike compound out of range
+	Correlation coefficient for the MSA is less than 0.995
<	Result is less than the associated numerical value.
>	Result is greater than the associated numerical value.
A	See the report narrative
B	Analyte present in method blank
C	Confirmed by GC/MS
CG	Confluent growth
DL	Surrogate or spike compound was diluted out
E	Estimated concentration due to sample matrix interference
EDL	Elevated sample reporting limits, presence of non-target analytes
EMPC	Estimated Maximum Possible Concentration
FL	Free Liquid
I	Semiquantitative result (out of instrument calibration range)
J	The analyte was positively identified, but the quantitation was below the RL
J,B	Analyte detected in both the method blank and sample above the MDL.
J,P	ESTIMATE & COLUMNS DON'T AGREE TO WITHIN 40%
L	Sample reporting limits elevated due to matrix interference
M	Matrix effect; the concentration is an estimate due to matrix effect.
N	Tentatively identified compound(TIC)
NA	Not applicable
ND	Not detected at or above the reporting limit
NF	Not found by library search
NFL	No free liquid
NI	Non-ignitable
NR	Analyte is not required to be analyzed
NS	Not spiked
P	Concentrations >40% difference between the two GC columns
Q	One or more quality control criteria fail. See narrative.
QNS	Quantity of sample not sufficient to perform analysis
RA	Reanalysis confirms reported results
RE	Reanalysis confirms sample matrix interference
S	Analyzed by method of standard addition
SMI	Sample matrix interference on surrogate
SP	Reported results are for spike compounds only
TIC	Library Search Compound
TNTC	Too numerous to count
U	Undetected; the concentration is below the reported MDL.
UJ	Undetected; the MDL and RL are estimated due to quality control discrepancies.
W	Post-digestion spike for furnace AA out of control limits
X	Exceeds regulatory limit
Z	Cannot be resolved from isomer - see below

*****Special Notes for Organic Analytes**

1. Acrolein and acrylonitrile by method 624 are semi-quantitative screens only.
2. 1,2-Diphenylhydrazine is unstable and is reported as azobenzene.
3. N-nitrosodiphenylamine cannot be separated from diphenylamine.
4. 3-Methylphenol and 4-Methylphenol are unresolvable compounds.
5. m-Xylene and p-Xylene are unresolvable compounds.
6. The reporting limits for Appendix II/IX compounds by method 8270 are based on EPA estimated PQLs referenced in 40 CFR Part 264, Appendix IX. They are not always achievable for every compound an are matrix dependent.

Organic QA/QC

KEMRON Environmental Services
Data Checklist

00047318

Date: 14-DEC-2006
Analyst: CMS
Analyst: NA
Method: 8260B/624
Instrument: HPMS8
Curve Workgroup: NA
Runlog ID: 13772
Analytical Workgroups: WG229453;WG229530

System Performance Check	X
BFB	X
Initial Calibration	X
Average RF	X
Linear Reg or Higher Order Curve	X
Second Source standard % Difference	X
Continuing Calibration /Check Standards	X
Project/Client Specific Requirements	X
Special Standards	NA
Blanks	X
TCL's	X
Surrogates	X
LCS (Laboratory Control Sample)	X
Recoveries	X
Surrogates	X
MS/MSD/Duplicates	X
Samples	X
TCL Hits	X
Spectra of TCL Hits	X
Surrogates	X
Internal Standards Criteria	X
Library Searches	NA
Calculations & Correct Factors	X
Dilutions Run	NA
Reruns	X
Manual Integrations	X
Case Narrative	X
Results Reporting/Data Qualifiers	X
KOBRA Workgroup Data	X
Check for Completeness	X
Primary Reviewer	CMS
Secondary Reviewer	MDA
Check for compliance with method and project specific requirements	X
Check the completeness of reported information	X
Check the information for the report narrative	X
Check the reasonableness of the results	X

Primary Reviewer:
15-DEC-2006

Secondary Reviewer:
15-DEC-2006

Generated: DEC-15-2006 13:00:27

KEMRON Environmental Services
Data Checklist

00047319

Date: 26-DEC-2006
Analyst: CMS
Analyst: NA
Method: 8260B
Instrument: HPMS8
Curve Workgroup: NA
Runlog ID: 13940
Analytical Workgroups: WG230223

System Performance Check	X
BFB	X
Initial Calibration	X
Average RF	X
Linear Reg or Higher Order Curve	X
Second Source standard % Difference	X
Continuing Calibration /Check Standards	X
Project/Client Specific Requirements	X
Special Standards	NA
Blanks	X
TCL's	X
Surrogates	X
LCS (Laboratory Control Sample)	X
Recoveries	X
Surrogates	X
MS/MSD/Duplicates	X
Samples	X
TCL Hits	X
Spectra of TCL Hits	X
Surrogates	X
Internal Standards Criteria	X
Library Searches	NA
Calculations & Correct Factors	X
Dilutions Run	X
Reruns	X
Manual Integrations	X
Case Narrative	X
Results Reporting/Data Qualifiers	X
KOBRA Workgroup Data	X
Check for Completeness	X
Primary Reviewer	CMS
Secondary Reviewer	MDA
Check for compliance with method and project specific requirements	X
Check the completeness of reported information	X
Check the information for the report narrative	X
Check the reasonableness of the results	X

Primary Reviewer:
27-DEC-2006

Secondary Reviewer:
29-DEC-2006

Generated: DEC-29-2006 11:04:57

KEMRON Environmental Services

Instrument Run Log

00047320

Instrument: HPMS8 Dataset: 121406
Analyst1: CMS Analyst2: NA
Method: 8260B SOP: MSV01 Rev: 10
Method: 624 SOP: MSV10 Rev: 9
Method: 5030B SOP: PAT01 Rev: 10
Maintenance Log ID: 17063

Internal Standard: STD16671 Surrogate Standard: STD16672
CCV: STD16803 LCS: STD16781 MS/MSD: STD16781

Column 1 ID: RTX502.2 Column 2 ID: NA
Workgroups: WG229453;WG229530

Comments:

Seq.	File ID	Sample Information	pH	Mat	Dil	Reference	Date/Time
1	8M332690	SYSTEM BLANK	NA	1	1		12/14/06 07:40
2	8M332691	WG229453-01 BFB 50ng STD 8260	NA	1	1	STD16662	12/14/06 08:16
3	8M332692	WG229453-02 0.30ug/L STD 8260	NA	1	1	STD16805	12/14/06 08:48
4	8M332693	WG229453-03 0.40ug/L STD 8260	NA	1	1	STD16803	12/14/06 09:18
5	8M332694	WG229453-04 1ug/L STD 8260	NA	1	1	STD16803	12/14/06 09:49
6	8M332695	WG229453-05 2ug/L STD 8260	NA	1	1	STD16803	12/14/06 10:21
7	8M332696	WG229453-06 5ug/L STD 8260	NA	1	1	STD16803	12/14/06 10:51
8	8M332697	WG229453-07 20ug/L STD 8260	NA	1	1	STD16803	12/14/06 11:21
9	8M332698	WG229453-08 50ug/L STD 8260	NA	1	1	STD16803	12/14/06 11:52
10	8M332699	WG229453-09 100ug/L STD 8260	NA	1	1	STD16803	12/14/06 12:22
11	8M332700	WG229453-10 200ug/L STD 8260	NA	1	1	STD16803	12/14/06 12:53
12	8M332701	SYSTEM BLANK	NA	1	1		12/14/06 13:23
13	8M332702	SYSTEM BLANK	NA	1	1		12/14/06 13:54
14	8M332703	WG229453-11 20ug/L ALT SOURCE STD 8	NA	1	1	STD16781	12/14/06 14:25
15	8M332704	WG229529-01 BFB 50ng STD 8260	NA	1	1	STD16662	12/14/06 14:56
16	8M332705	WG229529-02 50ug/L STD 8260	NA	1	1	STD16803	12/14/06 15:25
17	8M332706	WG229530-01 VBLK1214 BLANK 8260	NA	1	1		12/14/06 15:56
18	8M332707	WG229530-01 VBLK1214 BLANK 8260	NA	1	1		12/14/06 16:27
19	8M332708	WG229530-02 20ug/L LCS STD 8260	NA	1	1	STD16781	12/14/06 16:58
20	8M332709	WG229530-06 FBLK1205 FLUID BLK	NA	17	1		12/14/06 17:29
21	8M332710	L0612203-07 A 826-SPE	<2	1	1		12/14/06 17:59
22	8M332711	L0612201-02 A 826-SPE	<2	1	1		12/14/06 18:29
23	8M332712	L0612201-03 MS A 826-SPE	<2	1	1	STD16781	12/14/06 18:59
24	8M332713	L0612201-04 MSD A 826-SPE	<2	1	1	STD16781	12/14/06 19:30
25	8M332714	L0612187-09 A 826-SPE1	<2	1	1		12/14/06 20:00
26	8M332715	L0612201-01 A 826-SPE	=4	1	1		12/14/06 20:30
27	8M332716	L0612201-05 A 826-SPE	<2	1	1		12/14/06 21:01
28	8M332717	L0612202-01 A 826-SPE	=7	1	1		12/14/06 21:32
29	8M332718	L0612202-02 A 826-SPE	<2	1	1		12/14/06 22:02
30	8M332719	L0612202-03 A 826-SPE	<2	1	1		12/14/06 22:33
31	8M332720	L0612202-04 A 826-SPE	<2	1	1		12/14/06 23:04
32	8M332721	L0612203-01 A 826-SPE	=7	1	1		12/14/06 23:34

Approved: December 15, 2006

KEMRON Environmental Services

Instrument Run Log

00047321

Instrument: HPMS8 Dataset: 121406
Analyst1: CMS Analyst2: NA
Method: 8260B SOP: MSV01 Rev: 10
Method: 624 SOP: MSV10 Rev: 9
Method: 5030B SOP: PAT01 Rev: 10
Maintenance Log ID: 17063

Internal Standard: STD16671 Surrogate Standard: STD16672
CCV: STD16803 LCS: STD16781 MS/MSD: STD16781

Column 1 ID: RTX502.2 Column 2 ID: NA
Workgroups: WG229453;WG229530

Seq.	File ID	Sample Information	pH	Mat	Dil	Reference	Date/Time
33	8M332722	L0612203-02 A 826-SPE	=7	1	1		12/15/06 00:05
34	8M332723	L0612203-03 A 826-SPE	=7	1	1		12/15/06 00:36
35	8M332724	L0612203-04 A 826-SPE	=7	1	1		12/15/06 01:06
36	8M332725	L0612203-05 A 826-SPE	=7	1	1		12/15/06 01:37
37	8M332726	L0612203-06 A 826-SPE	=7	1	1		12/15/06 02:07
38	8M332727	L0612187-01 A 826-SPE1	<2	1	1		12/15/06 02:38
39	8M332728	WG229530-07 624 BLANK	NA	2	1		12/15/06 03:09
40	8M332729	L0612337-01 A 624-SPE	=7	2	1		12/15/06 03:39
41	8M332730	L0612337-02 A 624-SPE	=7	2	1		12/15/06 04:10

Comments

Seq.	Rerun	Dil.	Reason	Analytes
17	X		Carry-over contamination	
File ID: 8M332706				
	DNR			
22	X	5	Over Calibration Range	PCE
File ID: 8M332711				
25	X		Carry-over contamination	
File ID: 8M332714				
	DNR			
26	X	5	Over Calibration Range	PCE
File ID: 8M332715				
28	X	50	Over Calibration Range	Acetone, 2-Butanone, cis-1,2-DCE
File ID: 8M332717				
29	X		Carry-over contamination	
File ID: 8M332718				
	DNR			
33	X	5	Over Calibration Range	TCE
File ID: 8M332722				
36	X	5	Over Calibration Range	PCE

Approved: December 15, 2006

KEMRON Environmental Services

Instrument Run Log

00047322

Instrument: HPMS8 Dataset: 121406

Analyst1: CMS Analyst2: NA

Method: 8260B SOP: MSV01 Rev: 10

Method: 624 SOP: MSV10 Rev: 9

Method: 5030B SOP: PAT01 Rev: 10

Maintenance Log ID: 17063

Internal Standard: STD16671 Surrogate Standard: STD16672

CCV: STD16803 LCS: STD16781 MS/MSD: STD16781

Column 1 ID: RTX502.2 Column 2 ID: NA

Workgroups: WG229453;WG229530

Comments

Seq.	Rerun	Dil.	Reason	Analytes
File ID: 8M332725				
37	X	5	Over Calibration Range	PCE
File ID: 8M332726				
38	X		Carry-over contamination	
File ID: 8M332727				
	DNR			

Approved: December 15, 2006

KEMRON Environmental Services

Instrument Run Log

00047323

Instrument: HPMS8 Dataset: 122606

Analyst1: CMS Analyst2: NA

Method: 8260B SOP: MSV01 Rev: 10

Method: 5030B SOP: PAT01 Rev: 10

Maintenance Log ID: 17200

Internal Standard: STD16883 Surrogate Standard: STD16884

CCV: STD16922 LCS: STD16781 MS/MSD: STD16929

Column 1 ID: RTX502.2 Column 2 ID: NA

Workgroups: WG230223

Comments:

Seq.	File ID	Sample Information	pH	Mat	Dil	Reference	Date/Time
1	8M333009	WG230222-01 BFB 50ng STD 8260	NA	1	1	STD16662	12/26/06 07:17
2	8M333010	WG230222-01 BFB 50ng STD 8260	NA	1	1	STD16662	12/26/06 07:35
3	8M333011	WG230222-01 BFB 50ng STD 8260	NA	1	1	STD16662	12/26/06 08:03
4	8M333012	WG230222-02 50ug/L STD 8260	NA	1	1	STD16907	12/26/06 08:34
5	8M333013	WG230222-02 50ug/L STD 8260	NA	1	1	STD16922	12/26/06 09:14
6	8M333014	WG230223-01 VBLK1226 BLANK 8260	NA	1	1		12/26/06 09:44
7	8M333015	WG230223-01 VBLK1226 BLANK 8260	NA	1	1		12/26/06 10:14
8	8M333016	WG230223-02 20ug/L LCS STD 8260	NA	1	1	STD16781	12/26/06 10:44
9	8M333017	L0612339-06 C 5000X 826-SPE D2	=2.5	1	5000		12/26/06 11:15
10	8M333018	L0612533-02 A 826-SPE	<2	1	1		12/26/06 11:46
11	8M333019	L0612396-06 B 826-SPE	<2	1	1		12/26/06 12:16
12	8M333020	L0612396-07 A 826-SPE	<2	1	1		12/26/06 12:46
13	8M333021	L0612396-08 A 826-SPE	<2	1	1		12/26/06 13:16
14	8M333022	L0612396-12 A 826-SPE	<2	1	1		12/26/06 13:47
15	8M333023	L0612396-13 A 826-SPE	<2	1	1		12/26/06 14:17
16	8M333024	L0612533-06 A 826-SPE	<2	1	1		12/26/06 14:48
17	8M333025	L0612533-08 A 826-SPE	<2	1	1		12/26/06 15:18
18	8M333026	WG230223-03 L0612533-09 A 826-SPE	<2	1	1		12/26/06 15:49
19	8M333027	WG230223-04 L0612533-10 MS A 826-SP	<2	1	1	STD16929	12/26/06 16:19
20	8M333028	WG230223-05 L0612533-11 MSD A 826-S	<2	1	1	STD16929	12/26/06 16:49
21	8M333029	L0612533-12 A 826-SPE	<2	1	1		12/26/06 17:19
22	8M333030	L0612459-01 A 826-SPE	<2	1	1		12/26/06 17:49
23	8M333031	L0612458-03 A 826-SPE	<2	1	1		12/26/06 18:20
24	8M333032	L0612458-02 A 826-SPE	<2	1	1		12/26/06 18:50
25	8M333033	L0612458-01 A,B 826-SPE	<2	1	1		12/26/06 19:20
26	8M333034	SYSTEM BLANK	NA	1	1		12/26/06 19:51

Comments

Seq.	Rerun	Dil.	Reason	Analytes
1	X			

File ID: 8M333009

Approved: December 29, 2006

KEMRON Environmental Services

Instrument Run Log

00047324

Instrument: HPMS8 Dataset: 122606

Analyst1: CMS Analyst2: NA

Method: 8260B SOP: MSV01 Rev: 10

Method: 5030B SOP: PAT01 Rev: 10

Maintenance Log ID: 17200

Internal Standard: STD16883 Surrogate Standard: STD16884

CCV: STD16922 LCS: STD16781 MS/MSD: STD16929

Column 1 ID: RTX502.2 Column 2 ID: NA

Workgroups: WG230223

Comments

Seq.	Rerun	Dil.	Reason	Analytes
	Tune failed/DNR			
2	X			
File ID: 8M333010				
	Tune failed/DNR-Replaced septa after injection			
4	X		Check Standard Failure	
File ID: 8M333012				
	DNR			
6	X		Carry-over contamination	
File ID: 8M333014				
	DNR			
16	X	10	Over Calibration Range	Benzene
File ID: 8M333024				
17	X	20	Over Calibration Range	MTBE
File ID: 8M333025				
18	X	5	Over Calibration Range	MTBE
File ID: 8M333026				

Approved: December 29, 2006

KEMRON Environmental Services
HOLDING TIMES
EQUIVALENT TO AFCEE FORM 9

00047325

Analytical Method: 8260B

AAB#: WG230223

Login Number: L0612458

Client ID	Date Collected	Date Received	Date Extracted	Max Hold Time Ext.	Time Held Ext.	Date Analyzed	Max Hold Time Anal	Time Held Anal.	Q
35BWW04	12/16/06	12/19/06	12/26/06	14	10.1	12/26/06	14	10.1	
35BWW01	12/17/06	12/19/06	12/26/06	14	9.46	12/26/06	14	9.46	
LH5MW58	12/16/06	12/19/06	12/26/06	14	10.2	12/26/06	14	10.2	

* EXT = SEE PROJECT QAPP REQUIREMENTS
*ANAL = SEE PROJECT QAPP REQUIREMENTS

KEMRON FORMS - Modified 11/20/2006
Version 1.5 PDF File ID: 661253
Report generated 12/29/2006 14:13

KEMRON Environmental Services

SURROGATE STANDARDS

00047326

Login Number: L0612458
Instrument Id: HPMS8
Workgroup (AAB#): WG230223

Method: 8260
CAL ID: HPMS8-14-DEC-06
Matrix: Water

Sample Number	Dilution	Tag	1	2	3	4
L0612458-01	1.00	01	103	98.5	108	98.5
L0612458-02	1.00	01	103	98.1	107	98.4
L0612458-03	1.00	01	102	99.0	106	97.0
WG230223-01	1.00	01	92.1	92.3	104	95.3
WG230223-02	1.00	01	92.6	94.3	103	94.6

Surrogates	Surrogate Limits		
1 - 1,2-Dichloroethane-d4	80	-	120
2 - Dibromofluoromethane	86	-	118
3 - p-Bromofluorobenzene	86	-	115
4 - Toluene-d8	88	-	110

Underline = Result out of surrogate limits

DL = surrogate diluted out
ND = surrogate not detected

KEMRON FORMS - Modified 09/27/2006
Version 1.5 PDF File ID: 661262
Report generated 12/29/2006 14:14

KEMRON Environmental Services

METHOD BLANK SUMMARY 00047327

Login Number: L0612458
Blank File ID: 8M333015
Prep Date: 12/26/06 10:14
Analyzed Date: 12/26/06 10:14
Analyst: CMS

Work Group: WG230223
Blank Sample ID: WG230223-01
Instrument ID: HPMS8
Method: 8260B

This Method Blank Applies To The Following Samples:

Client ID	Lab Sample ID	Lab File ID	Time Analyzed	TAG
LCS	WG230223-02	8M333016	12/26/06 10:44	01
LH5MW58	L0612458-03	8M333031	12/26/06 18:20	01
35BWW04	L0612458-02	8M333032	12/26/06 18:50	01
35BWW01	L0612458-01	8M333033	12/26/06 19:20	01

KEMRON FORMS - Modified 12/07/2006
Version 1.5 PDF File ID: 661254
Report generated 12/29/2006 14:13

KEMRON Environmental Services

METHOD BLANK REPORT

00047328

Login Number: L0612458 Prep Date: 12/26/06 10:14 Sample ID: WG230223-01
Instrument ID: HPMS8 Run Date: 12/26/06 10:14 Prep Method: 5030B
File ID: 8M333015 Analyst: CMS Method: 8260B
Workgroup (AAB#): WG230223 Matrix: Water Units: ug/L
Contract #: DACA56-94-D-0020 Cal ID: HPMS8-14-DEC-06

Analytes	SQL	PQL	Concentration	Dilution	Qualifier
1,1,1-Trichloroethane	0.250	5.00	0.250	1	U
1,1,2,2-Tetrachloroethane	0.125	5.00	0.125	1	U
1,1,2-Trichloro-1,2,2-Trifluoroethane	0.250	10.0	0.250	1	U
1,1,2-Trichloroethane	0.250	5.00	0.250	1	U
1,1-Dichloroethane	0.125	5.00	0.125	1	U
1,1-Dichloroethene	0.500	5.00	0.500	1	U
1,2,4-Trichlorobenzene	0.200	5.00	0.200	1	U
1,2-Dibromo-3-chloropropane	1.00	5.00	1.00	1	U
1,2-Dibromoethane	0.250	5.00	0.250	1	U
1,2-Dichlorobenzene	0.125	5.00	0.125	1	U
1,2-Dichloroethane	0.250	5.00	0.250	1	U
cis-1,2-Dichloroethene	0.250	10.0	0.250	1	U
trans-1,2-Dichloroethene	0.250	5.00	0.250	1	U
1,2-Dichloropropane	0.200	5.00	0.200	1	U
1,3-Dichlorobenzene	0.250	5.00	0.250	1	U
1,4-Dichlorobenzene	0.125	5.00	0.125	1	U
2-Butanone	2.50	10.0	2.50	1	U
2-Hexanone	2.50	10.0	2.50	1	U
4-Methyl-2-pentanone	2.50	10.0	2.50	1	U
Acetone	2.50	10.0	2.50	1	U
Benzene	0.125	5.00	0.125	1	U
Bromodichloromethane	0.250	5.00	0.250	1	U
Bromoform	0.500	5.00	0.500	1	U
Bromomethane	0.500	10.0	0.500	1	U
Carbon disulfide	0.500	5.00	0.500	1	U
Carbon tetrachloride	0.250	5.00	0.250	1	U
Chlorobenzene	0.125	5.00	0.125	1	U
Chloroethane	0.500	10.0	0.500	1	U
Chloroform	0.125	5.00	0.125	1	U
Chloromethane	0.250	10.0	0.250	1	U
cis-1,3-Dichloropropene	0.250	5.00	0.250	1	U
Cyclohexane	0.250	10.0	0.250	1	U
Dibromochloromethane	0.250	5.00	0.250	1	U
Dichlorodifluoromethane	0.250	10.0	0.250	1	U
Ethyl benzene	0.250	5.00	0.250	1	U
Isopropylbenzene	0.250	5.00	0.250	1	U
Methyl acetate	0.250	10.0	0.250	1	U
Methyl tert-butyl ether	0.500	5.00	0.500	1	U
Methylcyclohexane	0.250	10.0	0.250	1	U
Methylene chloride	0.250	5.00	0.250	1	U
Styrene	0.125	5.00	0.125	1	U
Tetrachloroethene	0.250	5.00	0.250	1	U

KEMRON FORMS - Modified 12/07/2006
Version 1.5 PDF File ID: 661255
Report generated 12/29/2006 14:13

KEMRON Environmental Services

METHOD BLANK REPORT

00047329

Login Number: L0612458 Prep Date: 12/26/06 10:14 Sample ID: WG230223-01
Instrument ID: HPMS8 Run Date: 12/26/06 10:14 Prep Method: 5030B
File ID: 8M333015 Analyst: CMS Method: 8260B
Workgroup (AAB#): WG230223 Matrix: Water Units: ug/L
Contract #: DACA56-94-D-0020 Cal ID: HPMS8-14-DEC-06

Analytes	SQL	PQL	Concentration	Dilution	Qualifier
Toluene	0.250	5.00	0.250	1	U
trans-1,3-Dichloropropene	0.500	5.00	0.500	1	U
Trichloroethene	0.250	5.00	0.250	1	U
Trichlorofluoromethane	0.250	10.0	0.250	1	U
Vinyl chloride	0.250	10.0	0.250	1	U
Xylenes, Total	0.500	5.00	0.500	1	U

Surrogates	% Recovery	Surrogate Limits	Qualifier
1,2-Dichloroethane-d4	92.1	80 - 120	PASS
Dibromofluoromethane	92.3	86 - 118	PASS
p-Bromofluorobenzene	104	86 - 115	PASS
Toluene-d8	95.3	88 - 110	PASS

MDL Method Detection Limit
RL Reporting/quantitation Limit

* Analyte concentration > RL

KEMRON FORMS - Modified 12/07/2006
Version 1.5 PDF File ID: 661255
Report generated 12/29/2006 14:13

KEMRON Environmental Services

LABORATORY CONTROL SAMPLE (LCS)

00047330

Login Number: L0612458 Run Date: 12/26/2006 Sample ID: WG230223-02
Instrument ID: HPMS8 Run Time: 10:44 Prep Method: 5030B
File ID: 8M333016 Analyst: CMS Method: 8260B
Workgroup (AAB#): WG230223 Matrix: Water Units: ug/L
Contract #: DACA56-94-D-0020 Cal ID: HPMS8-14-DEC-06

Analytes	Expected	Found	% Rec	LCS Limits	Q
1,1,1-Trichloroethane	20.0	21.5	108	80 - 134	
1,1,2,2-Tetrachloroethane	20.0	20.6	103	79 - 125	
1,1,2-Trichloro-1,2,2-Trifluoroethane	20.0	20.9	104	80 - 130	
1,1,2-Trichloroethane	20.0	20.3	102	80 - 125	
1,1-Dichloroethane	20.0	20.4	102	80 - 125	
1,1-Dichloroethene	20.0	23.7	118	80 - 132	
1,2,4-Trichlorobenzene	20.0	22.4	112	65 - 135	
1,2-Dibromo-3-chloropropane	20.0	21.5	108	50 - 130	
1,2-Dibromoethane	20.0	21.8	109	80 - 125	
1,2-Dichlorobenzene	20.0	19.9	99.6	80 - 125	
1,2-Dichloroethane	20.0	20.6	103	80 - 129	
cis-1,2-Dichloroethene	20.0	23.1	115	70 - 125	
trans-1,2-Dichloroethene	20.0	21.5	107	80 - 127	
1,2-Dichloropropane	20.0	21.7	108	80 - 120	
1,3-Dichlorobenzene	20.0	20.3	101	80 - 120	
1,4-Dichlorobenzene	20.0	18.3	91.5	80 - 120	
2-Butanone	20.0	25.1	126	30 - 150	
2-Hexanone	20.0	21.6	108	55 - 130	
4-Methyl-2-pentanone	20.0	22.6	113	64 - 140	
Acetone	20.0	26.2	131	40 - 142	
Benzene	20.0	21.5	108	80 - 121	
Bromodichloromethane	20.0	21.5	107	80 - 131	
Bromoform	20.0	19.0	95.2	70 - 130	
Bromomethane	20.0	19.2	96.0	30 - 145	
Carbon disulfide	20.0	20.8	104	58 - 138	
Carbon tetrachloride	20.0	21.5	108	65 - 140	
Chlorobenzene	20.0	19.4	97.1	80 - 120	
Chloroethane	20.0	18.5	92.5	60 - 135	
Chloroform	20.0	19.5	97.4	80 - 125	
Chloromethane	20.0	20.6	103	40 - 125	
cis-1,3-Dichloropropene	20.0	20.4	102	70 - 130	
Cyclohexane	20.0	20.1	100	80 - 130	
Dibromochloromethane	20.0	21.5	107	60 - 135	
Dichlorodifluoromethane	20.0	19.0	94.9	50 - 133	
Ethyl benzene	20.0	21.4	107	80 - 122	
Isopropylbenzene	20.0	17.7	88.6	80 - 122	
Methyl acetate	20.0	22.0	110	80 - 130	
Methyl tert-butyl ether	20.0	25.5	127	65 - 125	*
Methylcyclohexane	20.0	20.7	103	80 - 130	
Methylene chloride	20.0	19.2	96.1	80 - 123	
Styrene	20.0	21.6	108	80 - 123	

KEMRON FORMS - Modified 12/15/2006
Version 1.5 PDF File ID: 657976
Report generated 12/29/2006 14:13

KEMRON Environmental Services

LABORATORY CONTROL SAMPLE (LCS)

00047331

Login Number: L0612458 Run Date: 12/26/2006 Sample ID: WG230223-02
Instrument ID: HPMS8 Run Time: 10:44 Prep Method: 5030B
File ID: 8M333016 Analyst: CMS Method: 8260B
Workgroup (AAB#): WG230223 Matrix: Water Units: ug/L
Contract #: DACA56-94-D-0020 Cal ID: HPMS8-14-DEC-06

Analytes	Expected	Found	% Rec	LCS Limits	Q
Tetrachloroethene	20.0	21.2	106	80 - 124	
Toluene	20.0	22.0	110	80 - 124	
trans-1,3-Dichloropropene	20.0	20.0	100	80 - 130	
Trichloroethene	20.0	21.9	110	80 - 122	
Trichlorofluoromethane	20.0	17.8	88.8	62 - 151	
Vinyl chloride	20.0	19.3	96.6	65 - 140	
Xylenes, Total	60.0	61.6	103	80 - 121	

Surrogates	% Recovery	Surrogate Limits	Qualifier
1,2-Dichloroethane-d4	92.6	80 - 120	PASS
Dibromofluoromethane	94.3	86 - 118	PASS
p-Bromofluorobenzene	103	86 - 115	PASS
Toluene-d8	94.6	88 - 110	PASS

* FAILS %REC LIMIT

KEMRON FORMS - Modified 12/15/2006
Version 1.5 PDF File ID: 657976
Report generated 12/29/2006 14:13

KEMRON ENVIRONMENTAL SERVICES
ORGANIC INSTRUMENT CHECK

00047332

BFB

Login Number: L0612458
Instrument: HPMS8
Analyst: CMS
Workgroup: WG229453

Tune ID: WG229453-01
Run Date: 12/14/2006
Run Time: 08:16
File ID: 8M332691
Cal ID: HPMS8-14-DEC-06

Target	Rel. to	Lower	Upper	Rel.	Raw	Result
50.0	95.0	15.0	40.0	23.6	11401	PASS
75.0	95.0	30.0	60.0	58.0	27962	PASS
95.0	95.0	100	100	100	48226	PASS
96.0	95.0	5.00	9.00	7.03	3391	PASS
173	174	0	2.00	0.282	107	PASS
174	95.0	50.0	100	78.8	37992	PASS
175	174	5.00	9.00	7.17	2724	PASS
176	174	95.0	101	100	38085	PASS
177	176	5.00	9.00	5.58	2127	PASS

This check relates to the following samples, MS, MSD:

Lab ID	Client ID	Tag	Date Analyzed	Q
WG229453-02	STD	01	12/14/2006 08:48	
WG229453-03	STD	01	12/14/2006 09:18	
WG229453-04	STD	01	12/14/2006 09:49	
WG229453-05	STD	01	12/14/2006 10:21	
WG229453-06	STD	01	12/14/2006 10:51	
WG229453-07	STD	01	12/14/2006 11:21	
WG229453-08	STD-CCV	01	12/14/2006 11:52	
WG229453-09	STD	01	12/14/2006 12:22	
WG229453-10	STD	01	12/14/2006 12:53	
WG229453-11	SSCV	01	12/14/2006 14:25	

* Sample past 12 hour tune limit

KEMRON FORMS - Modified 12/28/2006
Version 1.3 PDF File ID: 661258
Report generated 12/29/2006 14:14

KEMRON ENVIRONMENTAL SERVICES
ORGANIC INSTRUMENT CHECK

00047333

BFB

Login Number: L0612458
Instrument: HPMS8
Analyst: CMS
Workgroup: WG230222

Tune ID: WG230222-01
Run Date: 12/26/2006
Run Time: 08:03
File ID: 8M333011
Cal ID: HPMS8 -14-DEC-06

Target	Rel. to	Lower	Upper	Rel.	Raw	Result
50.0	95.0	15.0	40.0	22.4	21589	PASS
75.0	95.0	30.0	60.0	57.9	55818	PASS
95.0	95.0	100	100	100	96392	PASS
96.0	95.0	5.00	9.00	6.59	6353	PASS
173	174	0	2.00	0.215	151	PASS
174	95.0	50.0	100	72.7	70125	PASS
175	174	5.00	9.00	7.75	5434	PASS
176	174	95.0	101	96.2	67477	PASS
177	176	5.00	9.00	5.92	3994	PASS

This check relates to the following CCV:

Lab ID	Client ID	Date Analyzed	
WG230222-02	CCV	12/26/2006 09:14	

This check relates to the following samples & batch QC:

Lab ID	Client ID	Tag	Date Analyzed	Q
WG230223-01	BLANK	01	12/26/2006 10:14	
WG230223-02	LCS	01	12/26/2006 10:44	
L0612458-03	LH5MW58	01	12/26/2006 18:20	
L0612458-02	35BWW04	01	12/26/2006 18:50	
L0612458-01	35BWW01	01	12/26/2006 19:20	

* Sample past 12 hour tune limit

KEMRON FORMS - Modified 12/07/2006
Version 1.3 PDF File ID: 661259
Report generated 12/29/2006 14:14

KEMRON Environmental Services

INITIAL CALIBRATION SUMMARY

00047334

Login Number: L0612458
Analytical Method: 8260B
ICAL Workgroup: WG229453

Instrument ID: HPMS8
Initial Calibration Date: 14-DEC-06 12:53
Column ID: F

Analyte		AVG RF	% RSD	LINEAR (R)	QUAD(R^2)
1,1-Dichloroethene	CCC	0.5210	14.6		
1,2-Dichloropropane	CCC	0.2578	10.2		
Chloroform	CCC	0.7732	11.3		
Ethylbenzene	CCC	0.6185	7.34		
Toluene	CCC	1.573	9.00		
Vinyl Chloride	CCC	0.4609	25.8		1.00
1,1,2,2-Tetrachloroethane	SPCC	0.4923	12.4		
1,1-Dichloroethane	SPCC	0.6206	5.02		
Bromoform	SPCC	0.2686	7.08		
Chlorobenzene	SPCC	1.222	11.3		
Chloromethane	SPCC	0.5027	19.9		1.00
1,1,1-Trichloroethane		0.7339	8.13		
1,1,2-Trichloro-1,2,2-Trifluoroethane		0.3317	4.95		
1,1,2-Trichloroethane		0.2799	4.33		
1,2,4-Trichlorobenzene		0.9567	10.4		
1,2-Dibromo-3-Chloropropane		0.1123	9.63		
1,2-Dibromoethane		0.2732	7.54		
1,2-Dichlorobenzene		1.539	10.9		
1,2-Dichloroethane		0.5790	10.7		
1,3-Dichlorobenzene		1.677	7.66		
1,4-Dichlorobenzene		1.860	15.0		
2-Butanone		0.06018	14.2		
2-Hexanone		0.1343	17.2	1.00	
4-Methyl-2-Pentanone		0.05286	18.8	1.00	
Acetone		0.05666	5.94		
Benzene		1.114	6.20		
Bromodichloromethane		0.5337	7.09		
Bromomethane		0.2203	10.8		
Carbon Disulfide		0.8619	4.13		
Carbon Tetrachloride		0.6436	10.8		
Chloroethane		0.2109	4.46		
Cyclohexane		0.4105	23.6	1.00	
Dibromochloromethane		0.4123	5.71		
Dichlorodifluoromethane		0.5526	12.9		
Isopropylbenzene		1.839	16.9		1.00
Methyl Tert Butyl Ether		0.6355	14.8		
Methyl acetate		0.1181	11.7		
Methylcyclohexane		0.4230	10.1		
Methylene Chloride		0.3067	6.75		
Styrene		1.221	14.1		
Tetrachloroethene		0.3685	11.7		
Trichloroethene		0.3070	9.19		
Trichlorofluoromethane		0.8834	12.1		
cis-1,2-Dichloroethene		0.4775	9.77		
cis-1,3-Dichloropropene		0.4523	16.9	1.00	

KEMRON FORMS - Modified 12/13/2006
Version 1.5 PDF File ID: 661256
Report generated 12/29/2006 14:13

KEMRON Environmental Services

INITIAL CALIBRATION SUMMARY

00047335

Login Number: L0612458
Analytical Method: 8260B
ICAL Workgroup: WG229453

Instrument ID: HPMS8
Initial Calibration Date: 14-DEC-06 12:53
Column ID: F

Analyte		AVG RF	% RSD	LINEAR (R)	QUAD(R^2)
m-,p-Xylene		0.7603	8.80		
o-Xylene		0.6904	17.4		1.00
trans-1,2-Dichloroethene		0.4890	6.84		
trans-1,3-Dichloropropene		0.6096	9.55		

R = Correlation coefficient; 0.995 minimum
R^2 = Coefficient of determination; 0.99 minimum

KEMRON FORMS - Modified 12/13/2006
Version 1.5 PDF File ID: 661256
Report generated 12/29/2006 14:13

KEMRON Environmental Services

INITIAL CALIBRATION DATA

00047336

Login Number: L0612458

Analytical Method: 8260B

Instrument ID: HPMS8

Initial Calibration Date: 14-DEC-06 12:53

Column ID: F

Analyte	WG229453-02			WG229453-03			WG229453-04		
	CONC	RESP	RF	CONC	RESP	RF	CONC	RESP	RF
1,1-Dichloroethene	NA	NA	NA	0.400	2211.00000	0.3654	1.00	8611.00000	0.5505
1,2-Dichloropropane	NA	NA	NA	0.400	1288.00000	0.2129	1.00	4077.00000	0.2607
Chloroform	0.300	4404.00000	0.9418	0.400	5078.00000	0.8392	1.00	13170.0000	0.8420
Ethylbenzene	NA	NA	NA	0.400	2542.00000	0.5719	1.00	7106.00000	0.6074
Toluene	NA	NA	NA	0.400	5951.00000	1.339	1.00	17482.0000	1.494
Vinyl Chloride	NA	NA	NA	0.400	3932.00000	0.6498	1.00	9377.00000	0.5995
1,1,2,2-Tetrachloroethane	NA	NA	NA	0.400	1477.00000	0.5302	1.00	4477.00000	0.6038
1,1-Dichloroethane	NA	NA	NA	0.400	4018.00000	0.6640	1.00	10213.0000	0.6530
Bromoform	NA	NA	NA	NA	NA	NA	1.00	3040.00000	0.2598
Chlorobenzene	NA	NA	NA	0.400	6654.00000	1.497	1.00	14997.0000	1.282
Chloromethane	NA	NA	NA	0.400	3653.00000	0.6037	1.00	10011.0000	0.6401
1,1,1-Trichloroethane	NA	NA	NA	0.400	4258.00000	0.7037	1.00	12893.0000	0.8243
1,1,2-Trichloro-1,2,2-Trifluoroethane	NA	NA	NA	NA	NA	NA	1.00	5463.00000	0.3493
1,1,2-Trichloroethane	NA	NA	NA	0.400	1237.00000	0.2783	1.00	3098.00000	0.2648
1,2,4-Trichlorobenzene	NA	NA	NA	0.400	2570.00000	0.9226	1.00	6716.00000	0.9057
1,2-Dibromo-3-Chloropropane	NA	NA	NA	NA	NA	NA	NA	NA	NA
1,2-Dibromoethane	NA	NA	NA	0.400	1083.00000	0.2437	1.00	3150.00000	0.2692
1,2-Dichlorobenzene	0.300	3313.00000	1.526	0.400	5379.00000	1.931	1.00	11955.0000	1.612
1,2-Dichloroethane	NA	NA	NA	0.400	3692.00000	0.6102	1.00	10702.0000	0.6842
1,3-Dichlorobenzene	NA	NA	NA	0.400	5194.00000	1.865	1.00	13279.0000	1.791
1,4-Dichlorobenzene	0.300	4655.00000	2.144	0.400	6639.00000	2.383	1.00	15259.0000	2.058
2-Butanone	NA	NA	NA	NA	NA	NA	NA	NA	NA
2-Hexanone	NA	NA	NA	NA	NA	NA	NA	NA	NA
4-Methyl-2-Pentanone	NA	NA	NA	NA	NA	NA	NA	NA	NA
Acetone	NA	NA	NA	NA	NA	NA	NA	NA	NA
Benzene	NA	NA	NA	0.400	6484.00000	1.072	1.00	17676.0000	1.130
Bromodichloromethane	NA	NA	NA	0.400	3585.00000	0.5925	1.00	8965.00000	0.5732
Bromomethane	NA	NA	NA	NA	NA	NA	1.00	3231.00000	0.2066
Carbon Disulfide	NA	NA	NA	0.400	4829.00000	0.7981	1.00	13193.0000	0.8435
Carbon Tetrachloride	NA	NA	NA	0.400	3530.00000	0.5834	1.00	12021.0000	0.7686
Chloroethane	NA	NA	NA	NA	NA	NA	1.00	3504.00000	0.2240
Cyclohexane	NA	NA	NA	NA	NA	NA	1.00	4048.00000	0.2588
Dibromochloromethane	NA	NA	NA	0.400	1999.00000	0.4498	1.00	4885.00000	0.4175
Dichlorodifluoromethane	NA	NA	NA	NA	NA	NA	1.00	10531.0000	0.6733
Isopropylbenzene	NA	NA	NA	NA	NA	NA	1.00	17295.0000	1.478
Methyl Tert Butyl Ether	NA	NA	NA	NA	NA	NA	1.00	7591.00000	0.4853
Methyl acetate	NA	NA	NA	NA	NA	NA	1.00	1428.00000	0.09130
Methylcyclohexane	NA	NA	NA	NA	NA	NA	NA	NA	NA
Methylene Chloride	NA	NA	NA	0.400	2078.00000	0.3434	1.00	5086.00000	0.3252
Styrene	NA	NA	NA	NA	NA	NA	1.00	11543.0000	0.9866
Tetrachloroethene	NA	NA	NA	0.400	1251.00000	0.2815	1.00	4772.00000	0.4079
Trichloroethene	NA	NA	NA	0.400	1626.00000	0.2687	1.00	4848.00000	0.3100

KEMRON FORMS - Modified 10/13/2006
Version 1.6 PDF File ID: 661256
Report generated 12/29/2006 14:13

KEMRON Environmental Services

INITIAL CALIBRATION DATA

00047337

Login Number: L0612458

Analytical Method: 8260B

Instrument ID: HPMS8

Initial Calibration Date: 14-DEC-06 12:53

Column ID: F

Analyte	WG229453-05			WG229453-06			WG229453-07		
	CONC	RESP	RF	CONC	RESP	RF	CONC	RESP	RF
1,1-Dichloroethene	2.00	16090.0000	0.5049	5.00	39020.0000	0.4612	20.0	208295.000	0.5632
1,2-Dichloropropane	2.00	7575.00000	0.2377	5.00	20073.0000	0.2373	20.0	98660.0000	0.2668
Chloroform	2.00	24811.0000	0.7786	5.00	58016.0000	0.6858	20.0	275186.000	0.7441
Ethylbenzene	2.00	14550.0000	0.6037	5.00	35487.0000	0.5507	20.0	186454.000	0.6540
Toluene	2.00	37123.0000	1.540	5.00	96622.0000	1.499	20.0	494550.000	1.735
Vinyl Chloride	2.00	15640.0000	0.4908	5.00	40181.0000	0.4749	20.0	155926.000	0.4216
1,1,2,2-Tetrachloroethane	2.00	7786.00000	0.4726	5.00	16859.0000	0.3875	20.0	95301.0000	0.4995
1,1-Dichloroethane	2.00	19485.0000	0.6115	5.00	47681.0000	0.5636	20.0	227605.000	0.6155
Bromoform	2.00	6363.00000	0.2640	5.00	15342.0000	0.2381	20.0	83814.0000	0.2940
Chlorobenzene	2.00	30032.0000	1.246	5.00	71236.0000	1.106	20.0	346675.000	1.216
Chloromethane	2.00	18789.0000	0.5896	5.00	43952.0000	0.5195	20.0	169987.000	0.4597
1,1,1-Trichloroethane	2.00	24758.0000	0.7770	5.00	57902.0000	0.6844	20.0	282320.000	0.7634
1,1,2-Trichloro-1,2,2-Trifluoroethane	2.00	10294.0000	0.3231	5.00	29181.0000	0.3449	20.0	125833.000	0.3403
1,1,2-Trichloroethane	2.00	7188.00000	0.2983	5.00	16962.0000	0.2632	20.0	82774.0000	0.2903
1,2,4-Trichlorobenzene	2.00	14367.0000	0.8721	5.00	34907.0000	0.8024	20.0	191252.000	1.002
1,2-Dibromo-3-Chloropropane	2.00	1782.00000	0.1082	5.00	4089.00000	0.09400	20.0	23002.0000	0.1205
1,2-Dibromoethane	2.00	6315.00000	0.2620	5.00	16091.0000	0.2497	20.0	82603.0000	0.2897
1,2-Dichlorobenzene	2.00	24096.0000	1.463	5.00	60601.0000	1.393	20.0	293204.000	1.537
1,2-Dichloroethane	2.00	19276.0000	0.6049	5.00	47081.0000	0.5565	20.0	221841.000	0.5999
1,3-Dichlorobenzene	2.00	25334.0000	1.538	5.00	67825.0000	1.559	20.0	328747.000	1.723
1,4-Dichlorobenzene	2.00	29294.0000	1.778	5.00	71286.0000	1.639	20.0	338143.000	1.772
2-Butanone	NA	NA	NA	5.00	3863.00000	0.04570	20.0	21974.0000	0.05940
2-Hexanone	NA	NA	NA	5.00	6071.00000	0.09420	20.0	38489.0000	0.1350
4-Methyl-2-Pentanone	NA	NA	NA	5.00	3035.00000	0.03590	20.0	19467.0000	0.05260
Acetone	NA	NA	NA	5.00	4558.00000	0.05390	20.0	22422.0000	0.06060
Benzene	2.00	34174.0000	1.073	5.00	84279.0000	0.9962	20.0	426555.000	1.153
Bromodichloromethane	2.00	17214.0000	0.5402	5.00	40702.0000	0.4811	20.0	199761.000	0.5402
Bromomethane	2.00	6308.00000	0.1980	5.00	16834.0000	0.1990	20.0	77151.0000	0.2086
Carbon Disulfide	2.00	27062.0000	0.8493	5.00	74049.0000	0.8753	20.0	321384.000	0.8690
Carbon Tetrachloride	2.00	21945.0000	0.6887	5.00	51243.0000	0.6057	20.0	247343.000	0.6688
Chloroethane	2.00	6193.00000	0.1944	5.00	17750.0000	0.2098	20.0	76678.0000	0.2073
Cyclohexane	2.00	9958.00000	0.3125	5.00	31631.0000	0.3739	20.0	166017.000	0.4489
Dibromochloromethane	2.00	9486.00000	0.3936	5.00	24636.0000	0.3823	20.0	122681.000	0.4303
Dichlorodifluoromethane	2.00	18683.0000	0.5863	5.00	48882.0000	0.5778	20.0	202092.000	0.5465
Isopropylbenzene	2.00	37728.0000	1.566	5.00	103724.000	1.610	20.0	614692.000	2.156
Methyl Tert Butyl Ether	2.00	17493.0000	0.5490	5.00	50128.0000	0.5925	20.0	260455.000	0.7043
Methyl acetate	2.00	3610.00000	0.1133	5.00	9518.00000	0.1125	20.0	45896.0000	0.1241
Methylcyclohexane	NA	NA	NA	5.00	29803.0000	0.3523	20.0	153053.000	0.4139
Methylene Chloride	2.00	10025.0000	0.3146	5.00	23391.0000	0.2765	20.0	108991.000	0.2947
Styrene	2.00	25357.0000	1.052	5.00	72315.0000	1.122	20.0	390395.000	1.369
Tetrachloroethene	2.00	8451.00000	0.3507	5.00	21865.0000	0.3393	20.0	111956.000	0.3927
Trichloroethene	2.00	9376.00000	0.2942	5.00	22490.0000	0.2658	20.0	117684.000	0.3182

KEMRON FORMS - Modified 10/13/2006
Version 1.6 PDF File ID: 661256
Report generated 12/29/2006 14:13

KEMRON Environmental Services

INITIAL CALIBRATION DATA

00047338

Login Number: L0612458

Analytical Method: 8260B

Instrument ID: HPMS8

Initial Calibration Date: 14-DEC-06 12:53

Column ID: F

Analyte	WG229453-08			WG229453-09			WG229453-10		
	CONC	RESP	RF	CONC	RESP	RF	CONC	RESP	RF
1,1-Dichloroethene	50.0	591855.000	0.5922	100	1218463.00	0.5868	200	2433608.00	0.5439
1,2-Dichloropropane	50.0	276975.000	0.2772	100	585997.000	0.2822	200	1287317.00	0.2877
Chloroform	50.0	738567.000	0.7390	100	1490214.00	0.7176	200	3000198.00	0.6706
Ethylbenzene	50.0	525523.000	0.6822	100	1127942.00	0.6632	200	2157626.00	0.6149
Toluene	50.0	1356727.00	1.761	100	2849037.00	1.675	200	5412860.00	1.543
Vinyl Chloride	50.0	389472.000	0.3897	100	757107.000	0.3646	200	1323909.00	0.2959
1,1,2,2-Tetrachloroethane	50.0	254699.000	0.4971	100	519334.000	0.4807	200	1110175.00	0.4667
1,1-Dichloroethane	50.0	629801.000	0.6302	100	1300024.00	0.6260	200	2688271.00	0.6009
Bromoform	50.0	223965.000	0.2908	100	453853.000	0.2668	200	935365.000	0.2666
Chlorobenzene	50.0	942296.000	1.223	100	1991609.00	1.171	200	3620560.00	1.032
Chloromethane	50.0	430028.000	0.4303	100	833046.000	0.4012	200	1687501.00	0.3772
1,1,1-Trichloroethane	50.0	761004.000	0.7615	100	1499051.00	0.7219	200	2841431.00	0.6351
1,1,2-Trichloro-1,2,2-Trifluoroethane	50.0	334951.000	0.3352	100	682131.000	0.3285	200	1345083.00	0.3006
1,1,2-Trichloroethane	50.0	221885.000	0.2881	100	473744.000	0.2785	200	972994.000	0.2773
1,2,4-Trichlorobenzene	50.0	560633.000	1.094	100	1152374.00	1.067	200	2348406.00	0.9873
1,2-Dibromo-3-Chloropropane	50.0	64054.0000	0.1250	100	122984.000	0.1138	200	267456.000	0.1124
1,2-Dibromoethane	50.0	232449.000	0.3018	100	492905.000	0.2898	200	982174.000	0.2799
1,2-Dichlorobenzene	50.0	794478.000	1.551	100	1608588.00	1.489	200	3205897.00	1.348
1,2-Dichloroethane	50.0	568965.000	0.5693	100	1103221.00	0.5313	200	2129892.00	0.4760
1,3-Dichlorobenzene	50.0	896798.000	1.751	100	1814471.00	1.679	200	3599947.00	1.514
1,4-Dichlorobenzene	50.0	911889.000	1.780	100	1820416.00	1.685	200	3576836.00	1.504
2-Butanone	50.0	64096.0000	0.06410	100	135387.000	0.06520	200	297743.000	0.06650
2-Hexanone	50.0	114492.000	0.1486	100	244080.000	0.1435	200	526283.000	0.1500
4-Methyl-2-Pentanone	50.0	57819.0000	0.05790	100	118845.000	0.05720	200	271734.000	0.06070
Acetone	50.0	58744.0000	0.05880	100	119174.000	0.05740	200	235219.000	0.05260
Benzene	50.0	1203310.00	1.204	100	2471138.00	1.190	200	4905206.00	1.096
Bromodichloromethane	50.0	535487.000	0.5358	100	1071514.00	0.5160	200	2196440.00	0.4909
Bromomethane	50.0	229050.000	0.2292	100	542441.000	0.2612	200	1072156.00	0.2396
Carbon Disulfide	50.0	903211.000	0.9038	100	1885702.00	0.9081	200	3795374.00	0.8483
Carbon Tetrachloride	50.0	663029.000	0.6635	100	1300075.00	0.6261	200	2433139.00	0.5438
Chloroethane	50.0	213658.000	0.2138	100	453546.000	0.2184	200	931905.000	0.2083
Cyclohexane	50.0	495044.000	0.4954	100	1050832.00	0.5060	200	2140116.00	0.4783
Dibromochloromethane	50.0	329400.000	0.4276	100	697585.000	0.4101	200	1357966.00	0.3870
Dichlorodifluoromethane	50.0	529954.000	0.5303	100	1060602.00	0.5107	200	1983672.00	0.4434
Isopropylbenzene	50.0	1738244.00	2.257	100	3462894.00	2.036	200	6208815.00	1.770
Methyl Tert Butyl Ether	50.0	731217.000	0.7317	100	1485038.00	0.7151	200	2999656.00	0.6704
Methyl acetate	50.0	127678.000	0.1278	100	271297.000	0.1306	200	569053.000	0.1272
Methylcyclohexane	50.0	447427.000	0.4477	100	943273.000	0.4542	200	1999092.00	0.4468
Methylene Chloride	50.0	301882.000	0.3021	100	629326.000	0.3031	200	1316203.00	0.2942
Styrene	50.0	1110665.00	1.442	100	2279634.00	1.340	200	4336999.00	1.236
Tetrachloroethene	50.0	315228.000	0.4092	100	663857.000	0.3903	200	1319785.00	0.3761
Trichloroethene	50.0	338755.000	0.3390	100	692208.000	0.3333	200	1462434.00	0.3269

KEMRON FORMS - Modified 10/13/2006
Version 1.6 PDF File ID: 661256
Report generated 12/29/2006 14:13

KEMRON Environmental Services

INITIAL CALIBRATION DATA

00047339

Login Number:L0612458

Analytical Method:8260B

Instrument ID:HPMS8

Initial Calibration Date:14-DEC-06 12:53

Column ID:F

Analyte	WG229453-02			WG229453-03			WG229453-04		
	CONC	RESP	RF	CONC	RESP	RF	CONC	RESP	RF
Trichlorofluoromethane	NA	NA	NA	0.400	6025.00000	0.9957	1.00	16539.0000	1.057
cis-1,2-Dichloroethene	NA	NA	NA	0.400	2553.00000	0.4219	1.00	7241.00000	0.4630
cis-1,3-Dichloropropene	NA	NA	NA	0.400	2060.00000	0.3404	1.00	6149.00000	0.3931
m-,p-Xylene	NA	NA	NA	0.800	5943.00000	0.6686	2.00	17702.0000	0.7565
o-Xylene	NA	NA	NA	0.400	2910.00000	0.6547	1.00	6528.00000	0.5580
trans-1,2-Dichloroethene	NA	NA	NA	0.400	2726.00000	0.4505	1.00	8026.00000	0.5131
trans-1,3-Dichloropropene	NA	NA	NA	0.400	2330.00000	0.5242	1.00	6761.00000	0.5779

KEMRON FORMS - Modified 10/13/2006
Version 1.6 PDF File ID: 661256
Report generated 12/29/2006 14:13

KEMRON Environmental Services

INITIAL CALIBRATION DATA

00047340

Login Number:L0612458

Analytical Method:8260B

Instrument ID:HPMS8

Initial Calibration Date:14-DEC-06 12:53

Column ID:F

Analyte	WG229453-05			WG229453-06			WG229453-07		
	CONC	RESP	RF	CONC	RESP	RF	CONC	RESP	RF
Trichlorofluoromethane	2.00	28370.0000	0.8903	5.00	76536.0000	0.9047	20.0	319792.000	0.8647
cis-1,2-Dichloroethene	2.00	13902.0000	0.4363	5.00	36149.0000	0.4273	20.0	192730.000	0.5211
cis-1,3-Dichloropropene	2.00	12793.0000	0.4015	5.00	33819.0000	0.3997	20.0	186704.000	0.5049
m-,p-Xylene	4.00	36721.0000	0.7618	10.0	91814.0000	0.7124	40.0	472934.000	0.8294
o-Xylene	2.00	12664.0000	0.5255	5.00	38808.0000	0.6022	20.0	223207.000	0.7829
trans-1,2-Dichloroethene	2.00	15266.0000	0.4791	5.00	36543.0000	0.4319	20.0	184696.000	0.4994
trans-1,3-Dichloropropene	2.00	14090.0000	0.5846	5.00	36185.0000	0.5615	20.0	195151.000	0.6845

KEMRON FORMS - Modified 10/13/2006
Version 1.6 PDF File ID: 661256
Report generated 12/29/2006 14:13

KEMRON Environmental Services

INITIAL CALIBRATION DATA

00047341

Login Number: L0612458

Analytical Method: 8260B

Instrument ID: HPMS8

Initial Calibration Date: 14-DEC-06 12:53

Column ID: F

Analyte	WG229453-08			WG229453-09			WG229453-10		
	CONC	RESP	RF	CONC	RESP	RF	CONC	RESP	RF
Trichlorofluoromethane	50.0	834162.000	0.8347	100	1666442.00	0.8025	200	3208002.00	0.7170
cis-1,2-Dichloroethene	50.0	532370.000	0.5327	100	1098200.00	0.5288	200	2188473.00	0.4891
cis-1,3-Dichloropropene	50.0	532829.000	0.5332	100	1096116.00	0.5278	200	2317124.00	0.5179
m-,p-Xylene	100	1325746.00	0.8606	200	2716477.00	0.7986	400	4873371.00	0.6945
o-Xylene	50.0	646377.000	0.8391	100	1361927.00	0.8007	200	2666960.00	0.7601
trans-1,2-Dichloroethene	50.0	522990.000	0.5233	100	1085176.00	0.5226	200	2199879.00	0.4917
trans-1,3-Dichloropropene	50.0	526807.000	0.6839	100	1098754.00	0.6460	200	2154356.00	0.6140

KEMRON FORMS - Modified 10/13/2006
Version 1.6 PDF File ID: 661256
Report generated 12/29/2006 14:13

KEMRON Environmental Services

ALTERNATE SOURCE CALIBRATION REPORT

00047342

Login Number: L0612458 Run Date: 12/14/2006 Sample ID: WG229453-11
Instrument ID: HPMS8 Run Time: 14:25 Method: 8260B
File ID: 8M332703 Analyst: CMS
ICal Workgroup: WG229453 Cal ID: HPMS8 - 14-DEC-06

Analyte		Expected	Found	Units	RF	%D	UCL	Q
1,1-Dichloroethene	CCC	20.0	21.5	ug/L	0.560	7.40	30	
1,2-Dichloropropane	CCC	20.0	21.8	ug/L	0.281	9.10	30	
Chloroform	CCC	20.0	18.6	ug/L	0.720	6.90	30	
Ethylbenzene	CCC	20.0	21.6	ug/L	0.667	7.80	30	
Toluene	CCC	20.0	22.7	ug/L	1.79	13.5	30	
Vinyl Chloride	CCC	20.0	17.9	ug/L	0.378	10.5	30	
1,1,2,2-Tetrachloroethane	SPCC	20.0	20.2	ug/L	0.498	1.10	30	
1,1-Dichloroethane	SPCC	20.0	19.8	ug/L	0.614	1.00	30	
Bromoform	SPCC	20.0	19.2	ug/L	0.258	4.00	30	
Chlorobenzene	SPCC	20.0	19.9	ug/L	1.22	0.500	30	
Chloromethane	SPCC	20.0	20.0	ug/L	0.442	0.100	30	
1,1,1-Trichloroethane		20.0	19.7	ug/L	0.724	1.30	30	
1,1,2-Trichloro-1,2,2-Trifluoroethane		20.0	18.7	ug/L	0.311	6.30	30	
1,1,2-Trichloroethane		20.0	21.1	ug/L	0.296	5.70	30	
1,2,4-Trichlorobenzene		20.0	22.3	ug/L	1.07	11.5	30	
1,2-Dibromo-3-Chloropropane		20.0	19.7	ug/L	0.111	1.70	30	
1,2-Dibromoethane		20.0	21.7	ug/L	0.296	8.30	30	
1,2-Dichlorobenzene		20.0	20.8	ug/L	1.60	4.00	30	
1,2-Dichloroethane		20.0	18.8	ug/L	0.545	5.90	30	
cis-1,2-Dichloroethene		20.0	21.9	ug/L	0.522	9.40	30	
trans-1,2-Dichloroethene		20.0	20.5	ug/L	0.502	2.60	30	
1,3-Dichlorobenzene		20.0	20.9	ug/L	1.76	4.70	30	
1,4-Dichlorobenzene		20.0	19.4	ug/L	1.81	3.00	30	
2-Butanone		20.0	22.1	ug/L	0.0664	10.3	30	
2-Hexanone		20.0	20.1	ug/L	0.135	0.500	30	
4-Methyl-2-Pentanone		20.0	21.9	ug/L	0.0572	9.30	30	
Acetone		20.0	21.7	ug/L	0.0616	8.70	30	
Benzene		20.0	22.0	ug/L	1.23	10.0	30	
Bromodichloromethane		20.0	20.3	ug/L	0.543	1.60	30	
Bromomethane		20.0	23.3	ug/L	0.257	16.6	30	
Carbon Disulfide		20.0	19.6	ug/L	0.845	2.00	30	
Carbon Tetrachloride		20.0	19.0	ug/L	0.610	5.20	30	
Chloroethane		20.0	22.3	ug/L	0.235	11.5	30	
cis-1,3-Dichloropropene		20.0	19.9	ug/L	0.513	0.700	30	
Cyclohexane		20.0	18.8	ug/L	0.452	6.20	30	
Dibromochloromethane		20.0	20.6	ug/L	0.424	2.80	30	
Dichlorodifluoromethane		20.0	17.2	ug/L	0.475	14.1	30	
Isopropylbenzene		20.0	17.5	ug/L	1.94	12.4	30	
Methyl acetate		20.0	21.0	ug/L	0.124	5.20	30	
Methyl Tert Butyl Ether		20.0	23.3	ug/L	0.741	16.6	30	
Methylcyclohexane		20.0	19.4	ug/L	0.411	2.90	30	
Methylene Chloride		20.0	19.9	ug/L	0.305	0.500	30	

KEMRON FORMS - Modified 11/21/2006
Version 1.5 PDF File ID: 661257
Report generated 12/29/2006 14:14

KEMRON Environmental Services

ALTERNATE SOURCE CALIBRATION REPORT

00047343

Login Number: L0612458 Run Date: 12/14/2006 Sample ID: WG229453-11

Instrument ID: HPMS8 Run Time: 14:25 Method: 8260B

File ID: 8M332703 Analyst: CMS

ICal Workgroup: WG229453 Cal ID: HPMS8 - 14-DEC-06

Analyte		Expected	Found	Units	RF	%D	UCL	Q
Styrene		20.0	22.4	ug/L	1.37	11.8	30	
Tetrachloroethene		20.0	21.9	ug/L	0.403	9.40	30	
trans-1,3-Dichloropropene		20.0	20.0	ug/L	0.609	0.200	30	
Trichloroethene		20.0	21.6	ug/L	0.332	8.20	30	
Trichlorofluoromethane		20.0	17.3	ug/L	0.763	13.6	30	
Xylenes		60.0	63.6	ug/L	0.818	6.10	30	
o-Xylene		20.0	19.6	ug/L	0.799	2.20	30	
1,2-Dichloroethene		40.0	42.4	ug/L	0.512	6.00	30	
m-,p-Xylene		40.0	44.1	ug/L	0.838	10.2	30	

* Exceeds %D Limit

CCC Calibration Check Compounds
SPCC System Performance Check Compounds

KEMRON FORMS - Modified 11/21/2006
Version 1.5 PDF File ID: 661257
Report generated 12/29/2006 14:14

KEMRON Environmental Services

CONTINUING CALIBRATION VERIFICATION (CCV)

00047344

Login Number: L0612458 Run Date: 12/26/2006 Sample ID: WG230222-02
Instrument ID: HPMS8 Run Time: 09:14 Method: 8260B
File ID: 8M333013 Analyst: CMS
Workgroup (AAB#): WG230223 Cal ID: HPMS8 - 14-DEC-06

Analyte		Expected	Found	UNITS	RF	%D	UCL	Q
1,1-Dichloroethene	CCC	50.0	59.0	ug/L	0.615	18.0	20	
1,2-Dichloropropane	CCC	50.0	55.0	ug/L	0.284	10.0	20	
Chloroform	CCC	50.0	49.1	ug/L	0.760	1.70	20	
Ethylbenzene	CCC	50.0	52.9	ug/L	0.654	5.80	20	
Toluene	CCC	50.0	54.1	ug/L	1.70	8.20	20	
Vinyl Chloride	CCC	50.0	51.4	ug/L	0.406	2.80	20	
1,1,2,2-Tetrachloroethane	SPCC	50.0	50.8	ug/L	0.500	1.60	40	
1,1-Dichloroethane	SPCC	50.0	52.4	ug/L	0.650	4.80	40	
Bromoform	SPCC	50.0	51.2	ug/L	0.275	2.50	40	
Chlorobenzene	SPCC	50.0	48.8	ug/L	1.19	2.40	40	
Chloromethane	SPCC	50.0	52.9	ug/L	0.446	5.70	40	
1,1,1-Trichloroethane		50.0	53.0	ug/L	0.778	6.00	40	
1,1,2-Trichloro-1,2,2-Trifluoroethane		50.0	49.9	ug/L	0.331	0.100	40	
1,1,2-Trichloroethane		50.0	49.1	ug/L	0.275	1.80	40	
1,2,4-Trichlorobenzene		50.0	57.0	ug/L	1.09	14.1	40	
1,2-Dibromo-3-Chloropropane		50.0	56.0	ug/L	0.126	12.1	40	
1,2-Dibromoethane		50.0	54.0	ug/L	0.295	8.00	40	
1,2-Dichlorobenzene		50.0	49.2	ug/L	1.52	1.50	40	
1,2-Dichloroethane		50.0	51.1	ug/L	0.592	2.20	40	
cis-1,2-Dichloroethene		50.0	57.2	ug/L	0.546	14.4	40	
trans-1,2-Dichloroethene		50.0	55.0	ug/L	0.537	9.90	40	
1,3-Dichlorobenzene		50.0	51.3	ug/L	1.72	2.60	40	
1,4-Dichlorobenzene		50.0	46.6	ug/L	1.73	6.80	40	
2-Butanone		50.0	58.4	ug/L	0.0703	16.7	40	
2-Hexanone		50.0	52.7	ug/L	0.153	5.50	40	
4-Methyl-2-Pentanone		50.0	51.7	ug/L	0.0594	3.40	40	
Acetone		50.0	53.0	ug/L	0.0600	5.90	40	
Benzene		50.0	53.6	ug/L	1.20	7.20	40	
Bromodichloromethane		50.0	51.1	ug/L	0.546	2.20	40	
Bromomethane		50.0	50.8	ug/L	0.224	1.60	40	
Carbon Disulfide		50.0	49.9	ug/L	0.860	0.200	40	
Carbon Tetrachloride		50.0	52.8	ug/L	0.680	5.70	40	
Chloroethane		50.0	51.6	ug/L	0.218	3.20	40	
cis-1,3-Dichloropropene		50.0	52.1	ug/L	0.541	4.20	40	
Cyclohexane		50.0	50.3	ug/L	0.486	0.600	40	
Dibromochloromethane		50.0	51.2	ug/L	0.423	2.50	40	
Dichlorodifluoromethane		50.0	53.1	ug/L	0.587	6.20	40	
Isopropylbenzene		50.0	48.8	ug/L	2.13	2.50	40	
Methyl acetate		50.0	67.4	ug/L	0.159	34.8	40	
Methyl Tert Butyl Ether		50.0	57.4	ug/L	0.730	14.8	40	
Methylcyclohexane		50.0	50.8	ug/L	0.430	1.70	40	
Methylene Chloride		50.0	49.2	ug/L	0.302	1.60	40	

KEMRON FORMS - Modified 12/11/2006
Version 1.3 PDF File ID: 661260
Report generated 12/29/2006 14:14

KEMRON Environmental Services

CONTINUING CALIBRATION VERIFICATION (CCV)

00047345

Login Number: L0612458 Run Date: 12/26/2006 Sample ID: WG230222-02
Instrument ID: HPMS8 Run Time: 09:14 Method: 8260B
File ID: 8M333013 Analyst: CMS
Workgroup (AAB#): WG230223 Cal ID: HPMS8 - 14-DEC-06

Analyte		Expected	Found	UNITS	RF	%D	UCL	Q
Styrene		50.0	55.0	ug/L	1.34	10.0	40	
Tetrachloroethene		50.0	52.7	ug/L	0.388	5.40	40	
trans-1,3-Dichloropropene		50.0	55.1	ug/L	0.672	10.2	40	
Trichloroethene		50.0	55.9	ug/L	0.343	11.8	40	
Trichlorofluoromethane		50.0	48.9	ug/L	0.863	2.30	40	
Xylenes		150	156	ug/L	0.806	3.70	40	
o-Xylene		50.0	48.5	ug/L	0.797	3.10	40	
1,2-Dichloroethene		100	112	ug/L	0.542	12.2	40	
m-,p-Xylene		100	107	ug/L	0.814	7.10	40	

* Exceeds %D Criteria

CCC Calibration Check Compounds
SPCC System Performance Check Compounds

KEMRON FORMS - Modified 12/11/2006
Version 1.3 PDF File ID: 661260
Report generated 12/29/2006 14:14

KEMRON ENVIRONMENTAL SERVICES
INTERNAL STANDARD AREA SUMMARY
(COMPARED TO CCV)

00047346

Login Number: L0612458
Instrument ID: HPMS8
Workgroup (AAB#): WG230223

CCV Number: WG230222-02
CAL ID: HPMS8-14-DEC-06
Matrix: WATER

Sample Number	Dilution	Tag	IS-1	IS-2	IS-3
WG230222-02	NA	NA	213171	351501	445646
Upper Limit	NA	NA	426342	703002	891292
Lower Limit	NA	NA	106586	175751	222823
L0612458-01	1.00	01	153417	259776	351059
L0612458-02	1.00	01	156503	263757	353093
L0612458-03	1.00	01	160551	271968	359722
WG230223-01	1.00	01	191428	325506	429599
WG230223-02	1.00	01	201236	331131	429032

IS-1 - 1,4-Dichlorobenzene-d4
IS-2 - Chlorobenzene-d5
IS-3 - Fluorobenzene

Underline = Response outside limits

KEMRON FORMS - Modified 04/18/2006
Version 1.3 PDF File ID: 661261
Report generated 12/29/2006 14:14

KEMRON ENVIRONMENTAL SERVICES
INTERNAL STANDARD RETENTION TIME SUMMARY
(COMPARED TO CCV)

00047347

Login Number: L0612458
Instrument ID: HPMS8
Workgroup (AAB#): WG230223

CCV Number: WG230222-02
CAL ID: HPMS8-14-DEC-06
Matrix: WATER

Sample Number	Dilution	Tag	IS-1	IS-2	IS-3
WG230222-02	NA	NA	17.99	14.97	11.1
Upper Limit	NA	NA	18.49	15.47	11.6
Lower Limit	NA	NA	17.49	14.47	10.6
L0612458-01	1.00	01	17.99	14.97	11.09
L0612458-02	1.00	01	18	14.97	11.1
L0612458-03	1.00	01	17.99	14.97	11.09
WG230223-01	1.00	01	17.99	14.97	11.1
WG230223-02	1.00	01	17.99	14.97	11.09

IS-1 - 1,4-Dichlorobenzene-d4
IS-2 - Chlorobenzene-d5
IS-3 - Fluorobenzene

Underline = Response outside limits

KEMRON FORMS - Modified 04/18/2006
Version 1.3 PDF File ID: 661263
Report generated 12/29/2006 14:14

KEMRON Environmental Services
Data Checklist

00047348

Date: 27-SEP-2006
Analyst: JLS
Analyst: NA
Method: RSK175
Instrument: HP16
Curve Workgroup: NA
Runlog ID: 12513
Analytical Workgroups: WG223500, WG223502

System Performance Check	NA
BFB	NA
Initial Calibration	X
Average RF	X
Linear Reg or Higher Order Curve	X
Second Source standard % Difference	X
Continuing Calibration /Check Standards	X
Project/Client Specific Requirements	X
Special Standards	NA
Blanks	X
TCL's	X
Surrogates	NA
LCS (Laboratory Control Sample)	X
Recoveries	X
Surrogates	NA
MS/MSD/Duplicates	X
Samples	X
TCL Hits	X
Spectra of TCL Hits	NA
Surrogates	NA
Internal Standards Criteria	NA
Calculations & Correct Factors	X
Dilutions Run	X
Reruns	X
Manual Integrations	NA
Excel Spreadsheets	X
Case Narrative	X
Narrative Summary	NA
Results Reporting/Data Qualifiers	X
Client Data Package Assembly	X
Check for Completeness	X
Primary Reviewer	JLS
Secondary Reviewer	MDA
Check for compliance with method and project specific requirements	X
Check the completeness of reported information	X
Check the information for the report narrative	X
Check the reasonableness of the results	X

Primary Reviewer:
28-SEP-2006

Secondary Reviewer:
28-SEP-2006

Generated: SEP-29-2006 13:00:04

KEMRON Environmental Services
Data Checklist

00047349

Date: 19-DEC-2006
Analyst: JLS
Analyst: NA
Method: RSK175
Instrument: HP16
Curve Workgroup: NA
Runlog ID: 13854
Analytical Workgroups: WG229898, WG229899

System Performance Check	NA
BFB	NA
Initial Calibration	X
Average RF	X
Linear Reg or Higher Order Curve	X
Second Source standard % Difference	X
Continuing Calibration /Check Standards	X
Project/Client Specific Requirements	X
Special Standards	NA
Blanks	X
TCL's	X
Surrogates	NA
LCS (Laboratory Control Sample)	X
Recoveries	X
Surrogates	NA
MS/MSD/Duplicates	X
Samples	X
TCL Hits	X
Spectra of TCL Hits	NA
Surrogates	NA
Internal Standards Criteria	NA
Calculations & Correct Factors	X
Dilutions Run	X
Reruns	X
Manual Integrations	NA
Excel Spreadsheets	X
Case Narrative	X
Narrative Summary	NA
Results Reporting/Data Qualifiers	X
Client Data Package Assembly	X
Check for Completeness	X
Primary Reviewer	JLS
Secondary Reviewer	MDA
Check for compliance with method and project specific requirements	X
Check the completeness of reported information	X
Check the information for the report narrative	X
Check the reasonableness of the results	X

Primary Reviewer:
20-DEC-2006

Secondary Reviewer:
21-DEC-2006

Generated: DEC-21-2006 13:42:44

KEMRON Environmental Services

Instrument Run Log

00047350

Instrument: HP16 Dataset: 092706

Analyst1: JLS Analyst2: NA

Method: RSK175 SOP: RSK01 Rev: 7

Method: 5021 SOP: RSK01 Rev: 7

Maintenance Log ID: 15882

Internal Standard: NA Surrogate Standard: NA

CCV: STD15381 LCS: STD15381 MS/MSD: STD15381

Column 1 ID: RTQPLOT Column 2 ID: RTQPLOT

Workgroups: WG223500, WG223502

Comments:

Seq.	File ID	Sample Information	pH	Mat	Dil	Reference	Date/Time
1	16G4196	WG223500-01 .1ug/ml STD	NA	1	1	STD15381	09/27/06 13:50
2	16G4197	WG223500-02 1ug/ml STD	NA	1	1	STD15381	09/27/06 14:04
3	16G4198	WG223500-03 10ug/ml STD	NA	1	1	STD15381	09/27/06 14:18
4	16G4199	WG223500-04 20ug/ml STD	NA	1	1	STD15381	09/27/06 14:32
5	16G4200	WG223500-05 50ug/ml STD	NA	1	1	STD15381	09/27/06 14:46
6	16G4201	WG223500-06 100ug/ml STD	NA	1	1	STD15381	09/27/06 15:01
7	16G4202	WG223500-07 200ug/ml STD	NA	1	1	STD15381	09/27/06 15:15
8	16G4203	WG223500-08 300ug/ml STD	NA	1	1	STD15381	09/27/06 15:29
9	16G4204	WG223500-09 50ug/ml STD	NA	1	1	STD15381	09/27/06 15:43
10	16G4205	WG223502-01 BLANK	NA	1	1		09/27/06 16:14
11	16G4206	WG223502-02 20ug/ml LCS	NA	1	1	STD15381	09/27/06 16:28
12	16G4207	WG223502-03 20ug/ml LCS DUP	NA	1	1	STD15381	09/27/06 16:42
13	16G4208	L0609385-08 B 10X	7	1	10		09/27/06 16:56
14	16G4209	L0609387-07 A	7	1	1		09/27/06 17:10
15	16G4210	L0609505-02 A	7	1	1		09/27/06 17:24
16	16G4211	L0609417-01 A	7	1	1		09/27/06 17:38
17	16G4212	L0609417-02 A	7	1	1		09/27/06 17:52
18	16G4213	L0609417-03 A	7	1	1		09/27/06 18:06
19	16G4214	L0609417-04 A MS	7	1	1	STD15381	09/27/06 18:20
20	16G4215	RINSE	NA	1	1		09/27/06 18:34
21	16G4216	RINSE	NA	1	1		09/27/06 18:48
22	16G4217	WG223501-02 50ug/ml STD	NA	1	1	STD15381	09/27/06 19:02
23	16G4218	L0609417-05 A MSD	7	1	1	STD15381	09/27/06 19:16
24	16G4219	L0609417-06 A	7	1	1		09/27/06 19:30
25	16G4220	L0609417-07 A	7	1	1		09/27/06 19:44
26	16G4221	L0609417-08 A	7	1	1		09/27/06 19:58
27	16G4222	L0609417-09 A	7	1	1		09/27/06 20:12
28	16G4223	L0609439-01 A	<2	1	1		09/27/06 20:26
29	16G4224	L0609439-02 A MS	<2	1	1	STD15381	09/27/06 20:40
30	16G4225	L0609439-03 A MSD	<2	1	1	STD15381	09/27/06 20:54
31	16G4226	L0609439-04 A	<2	1	1		09/27/06 21:08
32	16G4227	L0609439-05 A	<2	1	1		09/27/06 21:22

Approved: September 28, 2006

KEMRON Environmental Services

Instrument Run Log

00047351

Instrument: HP16 Dataset: 092706

Analyst1: JLS Analyst2: NA

Method: RSK175 SOP: RSK01 Rev: 7

Method: 5021 SOP: RSK01 Rev: 7

Maintenance Log ID: 15882

Internal Standard: NA Surrogate Standard: NA

CCV: STD15381 LCS: STD15381 MS/MSD: STD15381

Column 1 ID: RTQPLOT Column 2 ID: RTQPLOT

Workgroups: WG223500, WG223502

Seq.	File ID	Sample Information	pH	Mat	Dil	Reference	Date/Time
33	16G4228	RINSE	NA	1	1		09/27/06 21:36
34	16G4229	RINSE	NA	1	1		09/27/06 21:50
35	16G4230	WG223501-03 50ug/ml STD	NA	1	1	STD15381	09/27/06 22:04
36	16G4231	L0609439-06 A	<2	1	1		09/27/06 22:18
37	16G4232	L0609439-07 A	<2	1	1		09/27/06 22:32
38	16G4233	L0609509-09 A	7	1	1		09/27/06 22:46
39	16G4234	RINSE	NA	1	1		09/27/06 23:00
40	16G4235	RINSE	NA	1	1		09/27/06 23:14
41	16G4236	WG223501-04 50ug/ml STD	NA	1	1	STD15381	09/27/06 23:29

Comments

Seq.	Rerun	Dil.	Reason	Analytes
16	X	100	Over Calibration Range	Methane
File ID: 16G4211				
17	X	100	Over Calibration Range	Methane
File ID: 16G4212				
32	X	10	Over Calibration Range	Methane
File ID: 16G4227				
36	X	100	Over Calibration Range	Methane
File ID: 16G4231				
37	X	100	Over Calibration Range	Methane
File ID: 16G4232				
38	X	100	Over Calibration Range	Methane
File ID: 16G4233				

Approved: September 28, 2006

KEMRON Environmental Services

Instrument Run Log

00047352

Instrument: HP16 Dataset: 121906

Analyst1: JLS Analyst2: NA

Method: RSK175 SOP: RSK01 Rev: 7

Method: 5021 SOP: RSK01 Rev: 7

Maintenance Log ID: 17129

Internal Standard: NA Surrogate Standard: NA

CCV: STD15381 LCS: STD15381 MS/MSD: STD15381

Column 1 ID: RTQPLOT Column 2 ID: RTQPLOT

Workgroups: WG229898, WG229899

Comments:

Seq.	File ID	Sample Information	pH	Mat	Dil	Reference	Date/Time
1	16G5619	WG229897-01 50umol/mol STD	NA	1	1	STD15381	12/19/06 10:37
2	16G5620	WG229898-01 BLANK	NA	1	1		12/19/06 10:53
3	16G5621	WG229898-02 20umol/mol LCS	NA	1	1	STD15381	12/19/06 11:07
4	16G5622	WG229898-03 20umol/mol LCS DUP	NA	1	1	STD15381	12/19/06 11:21
5	16G5623	L0612229-06 B	7	1	1		12/19/06 11:35
6	16G5624	L0612230-01 B 50X	7	1	50		12/19/06 11:49
7	16G5625	L0612230-04 B 50X	7	1	50		12/19/06 12:03
8	16G5626	L0612274-01 B 50X	7	1	50		12/19/06 12:17
9	16G5627	WG229897-02 50umol/mol	NA	1	1	STD15381	12/19/06 13:03
10	16G5628	L0612274-02 A 10X	7	1	10		12/19/06 13:17
11	16G5629	L0612274-03 A MS 10X	7	1	10	STD15381	12/19/06 13:32
12	16G5630	L0612274-04 A MSD 10X	7	1	10	STD15381	12/19/06 13:46
13	16G5631	L0612274-05 A 10X	7	1	10		12/19/06 14:00
14	16G5632	L0612274-06 A 10X	7	1	10		12/19/06 14:14
15	16G5633	L0612274-07 A 10X	7	1	10		12/19/06 14:28
16	16G5634	L0612275-01 A 10X	7	1	10		12/19/06 14:42
17	16G5635	L0612275-02 A 10X	7	1	10		12/19/06 14:56
18	16G5636	L0612275-03 A 10X	7	1	10		12/19/06 15:10
19	16G5637	L0612275-04 A 10X	7	1	10		12/19/06 15:24
20	16G5638	WG229897-03 50umol/mol STD	NA	1	1	STD15381	12/19/06 15:38
21	16G5639	L0612295-01 A 10X	7	1	10		12/19/06 15:52
22	16G5640	L0612295-02 A 10X	7	1	10		12/19/06 16:06
23	16G5641	L0612295-03 A 10X	7	1	10		12/19/06 16:21
24	16G5642	L0612295-04 A 10X	7	1	10		12/19/06 16:35
25	16G5643	L0612296-01 A 10X	7	1	10		12/19/06 16:49
26	16G5644	L0612296-02 A 10X	7	1	10		12/19/06 17:03
27	16G5645	WG229897-04 50umol/mol STD	NA	1	1	STD15381	12/19/06 17:17
28	16G5646	WG229899-01 BLANK	NA	1	1		12/19/06 17:31
29	16G5647	WG229899-02 20umol/mol LCS	NA	1	1	STD15381	12/19/06 17:45
30	16G5648	WG229899-03 20umol/mol LCS DUP	NA	1	1	STD15381	12/19/06 17:59
31	16G5649	L0612432-01 A	7	1	1		12/19/06 18:13
32	16G5650	L0612432-02 A	10	1	1		12/19/06 18:27

Approved: December 21, 2006

KEMRON Environmental Services

Instrument Run Log

00047353

Instrument: HP16 Dataset: 121906
Analyst1: JLS Analyst2: NA
Method: RSK175 SOP: RSK01 Rev: 7
Method: 5021 SOP: RSK01 Rev: 7

Maintenance Log ID: 17129

Internal Standard: NA Surrogate Standard: NA
CCV: STD15381 LCS: STD15381 MS/MSD: STD15381

Column 1 ID: RTQPLOT Column 2 ID: RTQPLOT
Workgroups: WG229898, WG229899

Seq.	File ID	Sample Information	pH	Mat	Dil	Reference	Date/Time
33	16G5651	L0612432-03 A	7	1	1		12/19/06 18:41
34	16G5652	L0612432-04 A	7	1	1		12/19/06 18:55
35	16G5653	L0612458-01 A	7	1	1		12/19/06 19:09
36	16G5654	L0612458-02 A	7	1	1		12/19/06 19:23
37	16G5655	L0612458-03 A	7	1	1		12/19/06 19:37
38	16G5656	WG229897-05 50umol/mol STD	NA	1	1	STD15381	12/19/06 19:51
39	16G5657	L0612459-01 A	7	1	1		12/19/06 20:05
40	16G5658	L0612460-01 A	7	1	1		12/19/06 20:19
41	16G5659	L0612460-02 A	7	1	1		12/19/06 20:33
42	16G5660	L0612460-03 A	7	1	1		12/19/06 20:47
43	16G5661	L0612460-04 A	7	1	1		12/19/06 21:01
44	16G5662	L0612460-05 A	7	1	1		12/19/06 21:15
45	16G5663	L0612460-06 A	7	1	1		12/19/06 21:29
46	16G5664	L0612465-02 A	7	1	1		12/19/06 21:43
47	16G5665	L0612465-03 A	7	1	1		12/19/06 21:57
48	16G5666	L0612465-04 A	7	1	1		12/19/06 22:11
49	16G5667	WG229897-06 50umol/mol STD	NA	1	1	STD15381	12/19/06 22:25
50	16G5668	L0612465-05 A	7	1	1		12/19/06 22:39
51	16G5669	WG229897-07 50umol/mol STD	NA	1	1	STD15381	12/19/06 22:53

Comments

Seq.	Rerun	Dil.	Reason	Analytes
10	X	50	Over Calibration Range	Carbon dioxide
File ID: 16G5628				
13	X	50	Over Calibration Range	Carbon dioxide
File ID: 16G5631				
14	X	50	Over Calibration Range	Carbon dioxide
File ID: 16G5632				
15	X	50	Over Calibration Range	Carbon dioxide

Approved: December 21, 2006

KEMRON Environmental Services

Instrument Run Log

00047354

Instrument: HP16 Dataset: 121906
Analyst1: JLS Analyst2: NA
Method: RSK175 SOP: RSK01 Rev: 7
Method: 5021 SOP: RSK01 Rev: 7

Maintenance Log ID: 17129

Internal Standard: NA Surrogate Standard: NA
CCV: STD15381 LCS: STD15381 MS/MSD: STD15381

Column 1 ID: RTQPLOT Column 2 ID: RTQPLOT
Workgroups: WG229898, WG229899

Comments

Seq.	Rerun	Dil.	Reason	Analytes
File ID: 16G5633				
16	X	50	Over Calibration Range	Carbon dioxide
File ID: 16G5634				
17	X	50	Over Calibration Range	Carbon dioxide
File ID: 16G5635				
19	X	50	Over Calibration Range	Carbon dioxide
File ID: 16G5637				
21	X	50	Over Calibration Range	Carbon dioxide
File ID: 16G5639				
23	X	50	Over Calibration Range	Carbon dioxide
File ID: 16G5641				
25	X	50	Over Calibration Range	Carbon dioxide
File ID: 16G5643				
26	X	50	Over Calibration Range	Carbon dioxide
File ID: 16G5644				
45	X	10	Over Calibration Range	Methane
File ID: 16G5663				
46	X	50	Over Calibration Range	Methane
File ID: 16G5664				
47	X	100	Over Calibration Range	Methane, ethene
File ID: 16G5665				
48	X	10	Over Calibration Range	Methane

Approved: December 21, 2006

KEMRON Environmental Services

Instrument Run Log

00047355

Instrument: HP16 Dataset: 121906

Analyst1: JLS Analyst2: NA

Method: RSK175 SOP: RSK01 Rev: 7

Method: 5021 SOP: RSK01 Rev: 7

Maintenance Log ID: 17129

Internal Standard: NA Surrogate Standard: NA

CCV: STD15381 LCS: STD15381 MS/MSD: STD15381

Column 1 ID: RTQPLOT Column 2 ID: RTQPLOT

Workgroups: WG229898, WG229899

Comments

Seq.	Rerun	Dil.	Reason	Analytes
File ID: 16G5666				
50	X	50	Over Calibration Range	Methane
File ID: 16G5668				

Approved: December 21, 2006

KEMRON Environmental Services
HOLDING TIMES
EQUIVALENT TO AFCEE FORM 9

00047356

Analytical Method: RSK175 AAB#: WG229899
Login Number: L0612458

Client ID	Date Collected	Date Received	Date Extracted	Max Hold Time Ext.	Time Held Ext.	Date Analyzed	Max Hold Time Anal	Time Held Anal.	Q
LH5MW58	12/16/06	12/19/06	12/19/06	14	3.25	12/19/06	14	3.25	
35BWW01	12/17/06	12/19/06	12/19/06	14	2.45	12/19/06	14	2.45	
35BWW04	12/16/06	12/19/06	12/19/06	14	3.17	12/19/06	14	3.17	

* EXT = SEE PROJECT QAPP REQUIREMENTS
*ANAL = SEE PROJECT QAPP REQUIREMENTS

KEMRON FORMS - Modified 11/20/2006
Version 1.5 PDF File ID: 660220
Report generated 12/29/2006 08:16

KEMRON Environmental Services

METHOD BLANK SUMMARY 00047357

Login Number: L0612458
Blank File ID: 16G5646
Prep Date: 12/19/06 17:31
Analyzed Date: 12/19/06 17:31
Analyst: JLS

Work Group: WG229899
Blank Sample ID: WG229899-01
Instrument ID: HP16
Method: RSK175

This Method Blank Applies To The Following Samples:

Client ID	Lab Sample ID	Lab File ID	Time Analyzed	TAG
LCS	WG229899-02	16G5647	12/19/06 17:45	01
LCS2	WG229899-03	16G5648	12/19/06 17:59	01
35BWW01	L0612458-01	16G5653	12/19/06 19:09	01
35BWW04	L0612458-02	16G5654	12/19/06 19:23	01
LH5MW58	L0612458-03	16G5655	12/19/06 19:37	01

KEMRON FORMS - Modified 12/07/2006
Version 1.5 PDF File ID: 652923
Report generated 12/29/2006 08:16

KEMRON Environmental Services

METHOD BLANK REPORT

00047358

Login Number: L0612458 Prep Date: 12/19/06 17:31 Sample ID: WG229899-01
Instrument ID: HP16 Run Date: 12/19/06 17:31 Prep Method: 5021
File ID: 16G5646 Analyst: JLS Method: RSK175
Workgroup (AAB#): WG229899 Matrix: Water Units: ug/L
Contract #: DACA56-94-D-0020 Cal ID: HP16-27-SEP-06

Analytes	SQL	PQL	Concentration	Dilution	Qualifier
methane	0.250	0.500	0.577	1	*
ethene	0.250	0.500	0.250	1	U
ethane	0.250	0.500	0.250	1	U

MDL Method Detection Limit
RL Reporting/quantitation Limit

* Analyte concentration > RL

KEMRON FORMS - Modified 12/07/2006
Version 1.5 PDF File ID: 652924
Report generated 12/29/2006 08:16

KEMRON Environmental Services

LABORATORY CONTROL SAMPLE (LCS)

00047359

Login Number: L0612458 Analyst: JLS Prep Method: 5021
Instrument ID: HP16 Matrix: Water Method: RSK175
Workgroup (AAB#): WG229899 Units: ug/L
Sample ID: WG229899-02 LCS File ID: 16G5647 Run Date: 12/19/2006 17:45
Sample ID: WG229899-03 LCS2 File ID: 16G5648 Run Date: 12/19/2006 17:59

Analytes	LCS			LCS2			%RPD	%Rec Limits	RPD Lmt	Q
	Known	Found	% REC	Known	Found	% REC				
methane	34.3	31.1	90.8	34.3	31.5	92.1	1.40	56 - 140	40	
ethene	59.9	53.6	89.6	59.9	52.9	88.4	1.35	56 - 140	40	
ethane	64.2	58.8	91.6	64.2	57.6	89.7	2.06	56 - 137	40	

KEMRON FORMS - Modified 07/13/2006
Version 1.5 PDF File ID: 652925
Report generated 12/29/2006 08:16

KEMRON Environmental Services

INITIAL CALIBRATION SUMMARY

00047360

Login Number: L0612458
Analytical Method: RSK175
ICAL Workgroup: WG223500

Instrument ID: HP16
Initial Calibration Date: 27-SEP-06 15:29
Column ID: F

Analyte		AVG RF	% RSD	LINEAR (R)	QUAD(R^2)
ethane		144300	24.0	1.00	
ethene		145800	30.8	1.00	
methane		88920	57.6	1.00	

R = Correlation coefficient; 0.995 minimum
R^2 = Coefficient of determination; 0.99 minimum

KEMRON FORMS - Modified 12/13/2006
Version 1.5 PDF File ID: 660221
Report generated 12/29/2006 08:16

KEMRON Environmental Services

INITIAL CALIBRATION DATA

00047361

Login Number: L0612458

Analytical Method: RSK175

Instrument ID: HP16

Initial Calibration Date: 27-SEP-06 15:29

Column ID: F

Analyte	WG223500-01			WG223500-02			WG223500-03		
	CONC	RESP	RF	CONC	RESP	RF	CONC	RESP	RF
ethane	0.100	22904.0000	229000	1.00	136942.000	136900	10.0	1240863.00	124100
ethene	0.100	25615.0000	256100	1.00	134565.000	134600	10.0	1208632.00	120900
methane	0.100	21538.0000	215400	1.00	77578.0000	77580	10.0	665937.000	66590

KEMRON FORMS - Modified 10/13/2006
Version 1.6 PDF File ID: 660221
Report generated 12/29/2006 08:16

KEMRON Environmental Services

INITIAL CALIBRATION DATA

00047362

Login Number: L0612458

Analytical Method: RSK175

Instrument ID: HP16

Initial Calibration Date: 27-SEP-06 15:29

Column ID: F

Analyte	WG223500-04			WG223500-05			WG223500-06		
	CONC	RESP	RF	CONC	RESP	RF	CONC	RESP	RF
ethane	20.0	2581706.00	129100	50.0	6486536.00	129700	100	13114659.0	131100
ethene	20.0	2544143.00	127200	50.0	6441905.00	128800	100	12874408.0	128700
methane	20.0	1376031.00	68800	50.0	3424931.00	68500	100	6927945.00	69280

KEMRON FORMS - Modified 10/13/2006
Version 1.6 PDF File ID: 660221
Report generated 12/29/2006 08:16

KEMRON Environmental Services

INITIAL CALIBRATION DATA

00047363

Login Number: L0612458

Analytical Method: RSK175

Instrument ID: HP16

Initial Calibration Date: 27-SEP-06 15:29

Column ID: F

Analyte	WG223500-07			WG223500-08		
	CONC	RESP	RF	CONC	RESP	RF
ethane	200	27423411.0	137100	300	41100017.0	137000
ethene	200	27055714.0	135300	300	40485879.0	135000
methane	200	14533928.0	72670	300	21776507.0	72590

KEMRON FORMS - Modified 10/13/2006
Version 1.6 PDF File ID: 660221
Report generated 12/29/2006 08:16

KEMRON Environmental Services

ALTERNATE SOURCE CALIBRATION REPORT

00047364

Login Number: L0612458 Run Date: 09/27/2006 Sample ID: WG223500-09

Instrument ID: HP16 Run Time: 15:43 Method: RSK175

File ID: 16G4204 Analyst: JLS

ICal Workgroup: WG223500 Cal ID: HP16 - 27-SEP-06

Analyte		Expected	Found	Units	RF	%D	UCL	Q
methane		85.6	77.3	ug/L	65300	9.70	30	
ethene		150	135	ug/L	122000	9.60	30	
ethane		160	145	ug/L	123000	9.70	30	

* Exceeds %D Limit

KEMRON FORMS - Modified 11/21/2006
Version 1.5 PDF File ID: 660272
Report generated 12/29/2006 08:31

KEMRON Environmental Services

CONTINUING CALIBRATION VERIFICATION (CCV)

00047365

Login Number: L0612458 Run Date: 12/19/2006 Sample ID: WG229897-04
Instrument ID: HP16 Run Time: 17:17 Method: RSK175
File ID: 16G5645 Analyst: JLS
Workgroup (AAB#): WG229899 Cal ID: HP16 - 27-SEP-06

Analyte		Expected	Found	UNITS	RF	%D	UCL	Q
methane		85.6	78.4	ug/L	66200	8.40	25	
ethene		150	135	ug/L	122000	9.60	25	
ethane		160	146	ug/L	124000	9.10	25	

* Exceeds %D Criteria

KEMRON FORMS - Modified 12/11/2006
Version 1.3 PDF File ID: 660222
Report generated 12/29/2006 08:16

KEMRON Environmental Services

CONTINUING CALIBRATION VERIFICATION (CCV)

00047366

Login Number: L0612458 Run Date: 12/19/2006 Sample ID: WG229897-05

Instrument ID: HP16 Run Time: 19:51 Method: RSK175

File ID: 16G5656 Analyst: JLS

Workgroup (AAB#): WG229899 Cal ID: HP16 - 27-SEP-06

Analyte		Expected	Found	UNITS	RF	%D	UCL	Q
methane		85.6	76.5	ug/L	64600	10.7	25	
ethene		150	131	ug/L	118000	12.5	25	
ethane		160	141	ug/L	120000	11.8	25	

* Exceeds %D Criteria

KEMRON FORMS - Modified 12/11/2006
Version 1.3 PDF File ID: 660222
Report generated 12/29/2006 08:16

Inorganic QA/QC

KEMRON Environmental Services
Data Checklist

00047368

Date: 08-DEC-2006
Analyst: JWR
Analyst: NA
Method: 300/9056
Instrument: IC2
Curve Workgroup: WG229106
Runlog ID: 13746
Analytical Workgroups:

System Performance Check	
Eluent check	
Initial Calibration	X
Average RF	
Linear Reg or Higher Order Curve	12/08/06
Alt Source Check	12/08/06
Continuing Calibration	
Continuing Calibration	
Client Specific Requirements	
Blanks	
Quant Report / Chromatogram	
Spike Compounds	
MS/MSD	
Excel Spreadsheet	
Samples	
TCL Hits	
Manual Integrations	X
Data Package	
Level 2	
Level 3	
Level 4	
Primary Reviewer	JWR
Secondary Reviewer	MDC
Check for compliance with method and project specific requirements	X
Check the completeness of reported information	X
Check the information for the report narrative	X
Check the resonableness of the results	X

Comments:

Ran Curve and Alternate Source only for DX-320.

Primary Reviewer:
13-DEC-2006
John Richards

Secondary Reviewer:
14-DEC-2006
Michael Cochran

Generated: DEC-14-2006 20:13:47

KEMRON Environmental Services
Data Checklist

00047369

Date: 19-DEC-2006
Analyst: JWR
Analyst: NA
Method: 300
Instrument: IC2
Curve Workgroup: WG229106
Runlog ID: 13945
Analytical Workgroups: WG230037

System Performance Check	
Eluent check	X
Initial Calibration	
Average RF	
Linear Reg or Higher Order Curve	12/08/06
Alt Source Check	12/08/06
Continuing Calibration	
Continuing Calibration	X
Client Specific Requirements	X
Blanks	
Quant Report / Chromatogram	X
Spike Compounds	X
MS/MSD	X
Excel Spreadsheet	X
Samples	
TCL Hits	X
Manual Integrations	X
Data Package	
Level 2	
Level 3	L0612458, 459, 460
Level 4	L0612471
Primary Reviewer	JWR
Secondary Reviewer	MDC
Check for compliance with method and project specific requirements	X
Check the completeness of reported information	X
Check the information for the report narrative	X
Check the resonableness of the results	X
Comments: L0612458, 459, 460	LAB DUE 12/29/06
L0612471	LAB DUE 01/02/07
Samples L0612458 (1-3) and L0612460-04 were analyzed outside of their 48 hour	
analytical hold time for NO2 and NO3. These samples were received on the second	
and third days after collection.	
All samples from workorders L0612459 & 460 were analyzed for NO2 at a dilution	
due to the level of Cl in the samples when analyzed neat. The Cl levels in these	
samples created peaks of a magnitude in size that "covered up" any NO2 peak near	
its RL. Dilutions were performed on these samples in order to reduce their Cl peak	
interference near the NO2 retention time window.	
Sample L0612458-01 had an extremely muddy matrix. This sample was centrifuged,	
filtered through 0.45 um syringe filters, and diluted after filtration in order to	
reduce its matrix turbidity to an acceptable level for injection into the IC.	
Samples L0612471-02, 04 were only analyzed at dilutions due to the extremely	
high levels of SO4 indicated by their pre-run screen results.	
The MS/MSD associated with this analytical batch had % Rec's for Cl and SO4	
below the advisory limit. The parent sample chosen for the MS/MSD had Cl and SO4	
results greater than their respective calibration ranges.	

Primary Reviewer:
27-DEC-2006

John Richards

Secondary Reviewer:
29-DEC-2006

Michael Cadwell

Generated: DEC-29-2006 11:45:27

KEMRON Environmental Services
HOLDING TIMES
EQUIVALENT TO AFCEE FORM 9

00047370

Analytical Method: 300.0 AAB#: WG230037
Login Number: L0612458

Client ID	Date Collected	Date Received	Date Extracted	Max Hold Time Ext.	Time Held Ext.	Date Analyzed	Max Hold Time Anal	Time Held Anal.	Q
35BWW04	12/16/06	12/19/06	12/19/06	2	3.05	12/19/06	2	3.05	*ANAL
35BWW01	12/17/06	12/19/06	12/19/06	2	2.35	12/19/06	2	2.35	*ANAL
LH5MW58	12/16/06	12/19/06	12/19/06	2	3.01	12/19/06	2	3.01	*ANAL
35BWW04	12/16/06	12/19/06	12/19/06	2	3.04	12/19/06	2	3.04	*ANAL

* EXT = SEE PROJECT QAPP REQUIREMENTS
*ANAL = SEE PROJECT QAPP REQUIREMENTS

KEMRON FORMS - Modified 11/20/2006
Version 1.5 PDF File ID: 658618
Report generated 12/27/2006 18:51

KEMRON Environmental Services

METHOD BLANK SUMMARY 00047371

Login Number: L0612458
Blank File ID: I2121906.13
Prep Date: 12/19/06 10:09
Analyzed Date: 12/19/06 10:09
Analyst: JWR

Work Group: WG230037
Blank Sample ID: WG230037-01
Instrument ID: IC2
Method: 300.0

This Method Blank Applies To The Following Samples:

Client ID	Lab Sample ID	Lab File ID	Time Analyzed	TAG
LCS	WG230037-02	I2121906.14	12/19/06 10:26	01
LH5MW58	L0612458-03	I2121906.22	12/19/06 13:48	01
DUP	WG230037-04	I2121906.26	12/19/06 14:58	01
35BWW04	L0612458-02	I2121906.30	12/19/06 16:07	01
35BWW04	L0612458-02	I2121906.31	12/19/06 16:25	DL01
35BWW01	L0612458-01	I2121906.32	12/19/06 16:42	01
DUP	WG230037-08	I2121906.52	12/19/06 22:30	DL01

KEMRON Environmental Services

METHOD BLANK REPORT

00047372

Login Number: L0612458 Prep Date: 12/19/06 10:09 Sample ID: WG230037-01
Instrument ID: IC2 Run Date: 12/19/06 10:09 Prep Method: 300.0
File ID: I2121906.13 Analyst: JWR Method: 300.0
Workgroup (AAB#): WG230037 Matrix: Water Units: mg/L
Contract #: DACA56-94-D-0020 Cal ID: IC2-08-DEC-06

Analytes	SQL	PQL	Concentration	Dilution	Qualifier
Chloride	0.100	0.200	0.100	1	U
Nitrate	0.100	0.600	0.100	1	U
Nitrite	0.100	0.400	0.100	1	U
Sulfate	0.500	1.00	0.500	1	U

MDL Method Detection Limit
RL Reporting/quantitation Limit

* Analyte concentration > RL

KEMRON FORMS - Modified 12/07/2006
Version 1.5 PDF File ID: 658620
Report generated 12/27/2006 18:51

KEMRON Environmental Services

LABORATORY CONTROL SAMPLE (LCS)

00047373

Login Number: L0612458 Run Date: 12/19/2006 Sample ID: WG230037-02
Instrument ID: IC2 Run Time: 10:26 Prep Method: 300.0
File ID: I2121906.14 Analyst: JWR Method: 300.0
Workgroup (AAB#): WG230037 Matrix: Water Units: mg/L
Contract #: DACA56-94-D-0020 Cal ID: IC2-08-DEC-06

Analytes	Expected	Found	% Rec	LCS Limits	Q
Chloride	6.00	5.96	99.4	90 - 110	
Nitrate	4.07	4.04	99.4	90 - 110	
Nitrite	3.65	3.74	102	90 - 110	
Sulfate	30.0	30.5	102	90 - 110	

KEMRON FORMS - Modified 12/15/2006
Version 1.5 PDF File ID: 658621
Report generated 12/27/2006 18:51

KEMRON Environmental Services

CONTINUING CALIBRATION BLANK (CCB)

00047374

Login Number: L0612458 Run Date: 12/19/2006 Sample ID: WG230040-02
Instrument ID: IC2 Run Time: 09:52 Method: 300.0
File ID: I2121906.12 Analyst: JWR Units: mg/L
Workgroup (AAB#): WG230037 Cal ID: IC2 - 08-DEC-06

Analytes	MDL	RDL	Concentration	Dilution	Qualifier
Cl	0.100	0.200	0		U
NO3-N	0.100	0.600	0		U
NO2-N	0.100	0.400	0		U
SO4	0.500	1.00	0.338	1	U

U = Result is less than MDL
F = Result is between MDL and RL
* = Result is above RL

KEMRON FORMS - Modified 09/27/2006
Version 2.0 PDF File ID: 658623
Report generated 12/27/2006 18:51

KEMRON Environmental Services

CONTINUING CALIBRATION BLANK (CCB)

00047375

Login Number: L0612458 Run Date: 12/19/2006 Sample ID: WG230040-04
Instrument ID: IC2 Run Time: 14:23 Method: 300.0
File ID: I2121906.24 Analyst: JWR Units: mg/L
Workgroup (AAB#): WG230037 Cal ID: IC2 - 08-DEC-06

Analytes	MDL	RDL	Concentration	Dilution	Qualifier
Cl	0.100	0.200	0		U
NO3-N	0.100	0.600	0		U
NO2-N	0.100	0.400	0		U
SO4	0.500	1.00	0		U

U = Result is less than MDL
F = Result is between MDL and RL
* = Result is above RL

KEMRON FORMS - Modified 09/27/2006
Version 2.0 PDF File ID: 658623
Report generated 12/27/2006 18:51

KEMRON Environmental Services

CONTINUING CALIBRATION BLANK (CCB)

00047376

Login Number: L0612458 Run Date: 12/19/2006 Sample ID: WG230040-06
Instrument ID: IC2 Run Time: 17:52 Method: 300.0
File ID: I2121906.36 Analyst: JWR Units: mg/L
Workgroup (AAB#): WG230037 Cal ID: IC2 - 08-DEC-06

Analytes	MDL	RDL	Concentration	Dilution	Qualifier
Cl	0.100	0.200	0		U
NO3-N	0.100	0.600	0		U
NO2-N	0.100	0.400	0		U
SO4	0.500	1.00	0		U

U = Result is less than MDL
F = Result is between MDL and RL
* = Result is above RL

KEMRON FORMS - Modified 09/27/2006
Version 2.0 PDF File ID: 658623
Report generated 12/27/2006 18:51

KEMRON Environmental Services

CONTINUING CALIBRATION BLANK (CCB)

00047377

Login Number: L0612458 Run Date: 12/19/2006 Sample ID: WG230040-08
Instrument ID: IC2 Run Time: 21:21 Method: 300.0
File ID: I2121906.48 Analyst: JWR Units: mg/L
Workgroup (AAB#): WG230037 Cal ID: IC2 - 08-DEC-06

Analytes	MDL	RDL	Concentration	Dilution	Qualifier
Cl	0.100	0.200	0		U
NO3-N	0.100	0.600	0		U
NO2-N	0.100	0.400	0		U
SO4	0.500	1.00	0		U

U = Result is less than MDL
F = Result is between MDL and RL
* = Result is above RL

KEMRON FORMS - Modified 09/27/2006
Version 2.0 PDF File ID: 658623
Report generated 12/27/2006 18:51

KEMRON Environmental Services

CONTINUING CALIBRATION BLANK (CCB)

00047378

Login Number: L0612458 Run Date: 12/20/2006 Sample ID: WG230040-10
Instrument ID: IC2 Run Time: 00:32 Method: 300.0
File ID: I2121906.59 Analyst: JWR Units: mg/L
Workgroup (AAB#): WG230037 Cal ID: IC2 - 08-DEC-06

Analytes	MDL	RDL	Concentration	Dilution	Qualifier
Cl	0.100	0.200	0		U
NO3-N	0.100	0.600	0		U
NO2-N	0.100	0.400	0		U
SO4	0.500	1.00	0		U

U = Result is less than MDL
F = Result is between MDL and RL
* = Result is above RL

KEMRON FORMS - Modified 09/27/2006
Version 2.0 PDF File ID: 658623
Report generated 12/27/2006 18:51

KEMRON Environmental Services

CONTINUING CALIBRATION VERIFICATION (CCV)

00047379

Login Number: L0612458 Run Date: 12/19/2006 Sample ID: WG230040-01

Instrument ID: IC2 Run Time: 09:34 Method: 300.0

File ID: I2121906.11 Analyst: JWR

Workgroup (AAB#): WG230037 Cal ID: IC2 - 08-DEC-06

Analyte		Expected	Found	UNITS	RF	%D	UCL	Q
Chloride		6.00	5.94	mg/L	8.12	1.10	15	
Nitrate		4.07	4.02	mg/L	3.38	1.10	15	
Nitrite		3.65	3.72	mg/L	3.74	1.90	15	
Sulfate		30.0	30.2	mg/L	10.5	0.800	15	

* Exceeds %D Criteria

KEMRON FORMS - Modified 12/11/2006
Version 1.3 PDF File ID: 658622
Report generated 12/27/2006 18:51

KEMRON Environmental Services

CONTINUING CALIBRATION VERIFICATION (CCV)

00047380

Login Number: L0612458 Run Date: 12/19/2006 Sample ID: WG230040-03

Instrument ID: IC2 Run Time: 14:06 Method: 300.0

File ID: I2121906.23 Analyst: JWR

Workgroup (AAB#): WG230037 Cal ID: IC2 - 08-DEC-06

Analyte		Expected	Found	UNITS	RF	%D	UCL	Q
Chloride		6.00	5.99	mg/L	8.04	0.200	15	
Nitrate		4.07	4.08	mg/L	3.33	0.400	15	
Nitrite		3.65	3.72	mg/L	3.74	1.80	15	
Sulfate		30.0	30.3	mg/L	10.4	0.900	15	

* Exceeds %D Criteria

KEMRON FORMS - Modified 12/11/2006
Version 1.3 PDF File ID: 658622
Report generated 12/27/2006 18:51

KEMRON Environmental Services

CONTINUING CALIBRATION VERIFICATION (CCV)

00047381

Login Number: L0612458 Run Date: 12/19/2006 Sample ID: WG230040-05

Instrument ID: IC2 Run Time: 17:34 Method: 300.0

File ID: I2121906.35 Analyst: JWR

Workgroup (AAB#): WG230037 Cal ID: IC2 - 08-DEC-06

Analyte		Expected	Found	UNITS	RF	%D	UCL	Q
Chloride		6.00	6.17	mg/L	7.80	2.80	15	
Nitrate		4.07	4.02	mg/L	3.39	1.30	15	
Nitrite		3.65	3.75	mg/L	3.71	2.70	15	
Sulfate		30.0	30.8	mg/L	10.3	2.70	15	

* Exceeds %D Criteria

KEMRON FORMS - Modified 12/11/2006
Version 1.3 PDF File ID: 658622
Report generated 12/27/2006 18:51

KEMRON Environmental Services

CONTINUING CALIBRATION VERIFICATION (CCV)

00047382

Login Number: L0612458 Run Date: 12/19/2006 Sample ID: WG230040-07

Instrument ID: IC2 Run Time: 21:03 Method: 300.0

File ID: I2121906.47 Analyst: JWR

Workgroup (AAB#): WG230037 Cal ID: IC2 - 08-DEC-06

Analyte		Expected	Found	UNITS	RF	%D	UCL	Q
Chloride		6.00	6.07	mg/L	7.93	1.20	15	
Nitrate		4.07	4.07	mg/L	3.34	0.100	15	
Nitrite		3.65	3.81	mg/L	3.65	4.20	15	
Sulfate		30.0	30.6	mg/L	10.3	2.10	15	

* Exceeds %D Criteria

KEMRON FORMS - Modified 12/11/2006
Version 1.3 PDF File ID: 658622
Report generated 12/27/2006 18:51

KEMRON Environmental Services

CONTINUING CALIBRATION VERIFICATION (CCV)

00047383

Login Number: L0612458 Run Date: 12/20/2006 Sample ID: WG230040-09
Instrument ID: IC2 Run Time: 00:15 Method: 300.0
File ID: I2121906.58 Analyst: JWR
Workgroup (AAB#): WG230037 Cal ID: IC2 - 08-DEC-06

Analyte		Expected	Found	UNITS	RF	%D	UCL	Q
Chloride		6.00	6.07	mg/L	7.94	1.20	15	
Nitrate		4.07	4.00	mg/L	3.40	1.60	15	
Nitrite		3.65	3.76	mg/L	3.70	2.90	15	
Sulfate		30.0	30.9	mg/L	10.2	2.90	15	

* Exceeds %D Criteria

KEMRON FORMS - Modified 12/11/2006
Version 1.3 PDF File ID: 658622
Report generated 12/27/2006 18:51

KEMRON Environmental Services
Data Checklist

00047384

Date: 21-DEC-2006
Analyst: DIH
Analyst: NA
Method: TOC
Instrument: TOC
Curve Workgroup: NA
Runlog ID:
Analytical Workgroups: WG230051 WG230052

Calibration/Linearity	1/12/06
Second Source Check	X
ICV/CCV (std)	X
ICB/CCB	X
Blank	X
LCS/LCS Dup	X
MS/MSD	X
Duplicate	X
Upload Results	X
Client Forms	X
QC Violation Sheet	X
Case Narratives	X
Signed Raw Data	X
STD/LCS on benchsheet	X
Check for compliance with method and project specific requirements	X
Check the completeness of reported information	X
Check the information for the report narrative	X
Primary Reviewer	DIH
Secondary Reviewer	
Comments	

Primary Reviewer:
26-DEC-2006

Secondary Reviewer:

Generated: DEC-26-2006 16:42:26

KEMRON Environmental Services
HOLDING TIMES
EQUIVALENT TO AFCEE FORM 9

00047385

Analytical Method: 415.1 AAB#: WG230052
Login Number: L0612458

Client ID	Date Collected	Date Received	Date Extracted	Max Hold Time Ext.	Time Held Ext.	Date Analyzed	Max Hold Time Anal	Time Held Anal.	Q
35BWW01	12/17/06	12/19/06	12/21/06	28	4.61	12/21/06	28	4.61	
35BWW04	12/16/06	12/19/06	12/21/06	28	5.33	12/21/06	28	5.33	
LH5MW58	12/16/06	12/19/06	12/21/06	28	5.41	12/21/06	28	5.41	

* EXT = SEE PROJECT QAPP REQUIREMENTS
*ANAL = SEE PROJECT QAPP REQUIREMENTS

KEMRON FORMS - Modified 11/20/2006
Version 1.5 PDF File ID: 657011
Report generated 12/26/2006 16:48

KEMRON Environmental Services

METHOD BLANK SUMMARY 00047386

Login Number: L0612458
Blank File ID: TC12-21-2006.31
Prep Date: 12/21/06 19:47
Analyzed Date: 12/21/06 19:47
Analyst: DIH

Work Group: WG230052
Blank Sample ID: WG230052-01
Instrument ID: TOC-VWP
Method: 415.1

This Method Blank Applies To The Following Samples:

Client ID	Lab Sample ID	Lab File ID	Time Analyzed	TAG
LCS	WG230052-02	TC12-21-2006.32	12/21/06 20:01	01
LCS2	WG230052-03	TC12-21-2006.33	12/21/06 20:14	01
35BWW01	L0612458-01	TC12-21-2006.44	12/21/06 22:59	DL01
35BWW01	L0612458-01	TC12-21-2006.44	12/21/06 22:59	DL01
35BWW04	L0612458-02	TC12-21-2006.45	12/21/06 23:13	01
35BWW04	L0612458-02	TC12-21-2006.45	12/21/06 23:13	01
LH5MW58	L0612458-03	TC12-21-2006.46	12/21/06 23:28	01
LH5MW58	L0612458-03	TC12-21-2006.46	12/21/06 23:28	01

KEMRON Environmental Services

METHOD BLANK REPORT

00047387

Login Number: L0612458 Prep Date: 12/21/06 19:47 Sample ID: WG230052-01
Instrument ID: TOC-VWP Run Date: 12/21/06 19:47 Prep Method: 415.1
File ID: TC12-21-2006.31 Analyst: DIH Method: 415.1
Workgroup (AAB#): WG230052 Matrix: Water Units: mg/L
Contract #: DACA56-94-D-0020 Cal ID: TOC-VW-12-JAN-06

Analytes	SQL	PQL	Concentration	Dilution	Qualifier
Total Organic Carbon	0.500	1.00	0.500	1	U

MDL Method Detection Limit
RL Reporting/quantitation Limit

* Analyte concentration > RL

KEMRON FORMS - Modified 12/07/2006
Version 1.5 PDF File ID: 657013
Report generated 12/26/2006 16:48

KEMRON Environmental Services

LABORATORY CONTROL SAMPLE (LCS)

00047388

Login Number: L0612458 Analyst: DIH Prep Method: 415.1
Instrument ID: TOC-VWP Matrix: Water Method: 415.1
Workgroup (AAB#): WG230052 Units: mg/L
Sample ID: WG230052-02 LCS File ID: TC12-21-2006.32 Run Date: 12/21/2006 20:01
Sample ID: WG230052-03 LCS2 File ID: TC12-21-2006.33 Run Date: 12/21/2006 20:14

Analytes	LCS			LCS2			%RPD	%Rec Limits	RPD Lmt	Q
	Known	Found	% REC	Known	Found	% REC				
Total Organic Carbon	25.0	25.3	101	25.0	25.2	101	0.356	85 - 115	15	

KEMRON FORMS - Modified 07/13/2006
Version 1.5 PDF File ID: 657014
Report generated 12/26/2006 16:48

00047389

2 Coolers

Shaw® Shaw Environmental, Inc.

3010 Briarpark Drive, Suite 4N
Houston, TX 77042 (713) 996-4400

CHAIN-OF-CUSTODY

No. 10489

Laboratory Name: Kemron
Address: 156 Starlite, Marietta, OH 45750
Contact: Stephanie Mossburg, 740-373-4071

Project Name: LHAAP
Project Location: Karnack, TX
Project No.: 845714-0483901
Project Contact: Allen Willemore
Project Telephone No.: 713-247-9292
Point of contact: Diane Meyer
Telephone No.: 713-996-4408
Project Manager/Supervisor: Praveen Srivastay

Analysis and Method Desired (Indicate separate containers)

Item No.	Sample Number	Date	Time	Comp	Grab	Matrix	Sample Description, Location	Number of Containers	VOC 8260	D-Gases	TOC	Anions				Remarks
1	35B WW01	12/17	0815		✓	W		8	✓	✓	✓	✓				
2	35B WW04	12/16	1515		✓	W		8	✓	✓	✓	✓				
3	LHS MW58	12/16	1335		✓	W		8	✓	✓	✓	✓				
4																
5																
6																
7																
8																
9																
10																

Transfers Relinquished By (Signature)	Date/Time	Transfers Accepted By (Signature)	Date/Time
[signature]	12-18-06 1615	UPS	12-18-06 1615
		Laboratory [signature]	12-19-06 0945

Special Instructions: UPS
Clc Dated Spin Tact Cooler Temps 3/3 619
FedEx Airbill No.: 12 491 663 22 1005 7114
Sampler's Signature: [signature]

TAT: ____ Standard ____ Rush Due: ___ Seals Intact? ____ Y ____ N Received Good Condition ____ Y ____ N ____ Cold

White - Lab Copy Canary - Field Copy Pink - File Copy

B2705
00047390

SAMPLE RECEIPT FORM

156 STARLITE DRIVE
MARIETTA, OH
45750
(740) 373-4071

Date: 12-19-06 Client: Shaw E&I

Shipped By: ( ) Fed-Ex (✓) UPS ( ) DHL ( ) KEMRON ( ) Client ( ) Other 0945

Opened By: JLD

Logged By: BLG Login # L06 12458

IR Temp Gun: ( ) D (✓) G

COOLER INFORMATION

Number	Cooler ID	Temp °C	Airbill#	COC#	Other
1	467	3	1Z 401 663 22 1005 7123		EXPORT
2	654	3	1Z 401 663 22 1005 7114		EXPORT MW03, MW07, MW02, MW04, MW58
3					
4					
5					
6					

8524

Were all coolers sealed?	(Y)	N	N/A
Were custody seals used on all coolers?	(Y)	N	N/A
Were custody seals intact?	(Y)	N	N/A
Was visible ice present?	(Y)	N	N/A
Were all coolers in the temperature range of 2-6C? (>6C*)	(Y)	N	N/A
Were the samples frozen?*	Y	(N)	N/A
Were COC papers provided?	(Y)	N	N/A
Were all sample containers intact?*	(Y)	N	N/A
Were all sample labels intact?	(Y)	N	N/A
Were all sample labels legible?*	(Y)	N	N/A
Did all sample labels match the COC?*	(Y)	N	N/A
Was the label information complete?*	(Y)	N	N/A
Were the correct containers used?*	(Y)	N	N/A
Were the correct preservatives added to water samples?*	(Y)	N	N/A
Was the pH tested on preserved water samples?	(Y)	N	N/A
Were pH ranges acceptable?*	(Y)	N	N/A
Was sufficient amount of sample provided?*	(Y)	N	N/A
Were bubbles present in VOA samples?*	Y	(N)	N/A
Were COC's signed and dated?	(Y)	N	N/A
Did samples arrive before hold time expired?*	Y	(N)	N/A
Are discrepancy forms attached?	(Y)	N	N/A

**Requires a discrepancy form*

Comments:

CRF #1
Revised 8/22/03

Kemron ENVIRONMENTAL SERVICES

CRF#4

Sample Discrepancy Form

Client: Shaw Project: LHAAP

Date Received: 12-19-06

_____ Cooler temperature > than 6 degrees Celsius

Reason _____

_____ Samples received not on chain of custody

_____ Samples on chain of custody not received

_____ Information on sample containers different from chain of custody

_____ Sample containers received broken, leaking or not sealed (List sample ID)

_____ pH out (List sample ID, which container, pH prior to adjusting, amount of acid, preservative)

_____ Insufficient sample volume

_____ Air bubbles present in VOA vials (List sample ID)

✓ Hold time expired (List sample ID)

300's

Service Representative:

Was client notified regarding information: **YES** **NO**

Name of Person contacted: _____ Company: _____

Service Representative: _____ Date: _____

Last Revised 08/22/03

KEMRON Environmental Services
Internal Chain of Custody Report

00047392

Login: L0612458
Account: 2773
Project: 2773.025
Samples: 3
Due Date: 29-DEC-2006

Samplenum	Container ID	Products
L0612458-01	307257	826-SPE

Bottle: 1

Seq.	Purpose	From	To	Date/Time	Accept	Relinquish
1	LOGIN			19-DEC-2006 10:45	BRG	
2	ANALYZ	V1	ORG4	20-DEC-2006 10:48	FJB	JS

Bottle: 2

Seq.	Purpose	From	To	Date/Time	Accept	Relinquish
1	LOGIN			19-DEC-2006 10:45	BRG	
2	ANALYZ	V1	ORG4	20-DEC-2006 10:48	FJB	JS

Bottle: 3

Seq.	Purpose	From	To	Date/Time	Accept	Relinquish
1	LOGIN			19-DEC-2006 10:45	BRG	
2	ANALYZ	V1	ORG4	20-DEC-2006 10:48	FJB	JS

Samplenum	Container ID	Products
L0612458-03	307266	RSK175

Bottle: 1

Seq.	Purpose	From	To	Date/Time	Accept	Relinquish
1	LOGIN			19-DEC-2006 10:45	BRG	
2	ANALYZ	V1	ORG4	19-DEC-2006 14:56	JLS	JS

Bottle: 2

Seq.	Purpose	From	To	Date/Time	Accept	Relinquish
1	LOGIN			19-DEC-2006 10:45	BRG	
2	ANALYZ	V1	ORG4	19-DEC-2006 14:56	JLS	JS

Bottle: 3

Seq.	Purpose	From	To	Date/Time	Accept	Relinquish
1	LOGIN			19-DEC-2006 10:45	BRG	
2	ANALYZ	V1	ORG4	19-DEC-2006 14:56	JLS	JS

Samplenum	Container ID	Products
L0612458-01	307256	300

Bottle: 1

Seq.	Purpose	From	To	Date/Time	Accept	Relinquish
1	LOGIN			19-DEC-2006 10:45	BRG	
2	ANALYZ	L1	WET	19-DEC-2006 10:55	DSF	BRG
3	STORE	WET	A1	21-DEC-2006 09:40	JKT	DSF

KEMRON Environmental Services
Internal Chain of Custody Report

00047393

Login: L0612458
Account: 2773
Project: 2773.025
Samples: 3
Due Date: 29-DEC-2006

Samplenum	Container ID	Products
L0612458-01	307259	TOC TIC

Bottle: 1

Seq.	Purpose	From	To	Date/Time	Accept	Relinquish
1	LOGIN			19-DEC-2006 10:45	BRG	
2	ANALYZ	W1	WET	21-DEC-2006 06:59	DIH	BRG
3	STORE	WET	A1	26-DEC-2006 07:32	BRG	DIH

Samplenum	Container ID	Products
L0612458-02	307263	TOC TIC

Bottle: 1

Seq.	Purpose	From	To	Date/Time	Accept	Relinquish
1	LOGIN			19-DEC-2006 10:45	BRG	
2	ANALYZ	W1	WET	21-DEC-2006 06:59	DIH	BRG
3	STORE	WET	A1	26-DEC-2006 07:32	BRG	DIH

Samplenum	Container ID	Products
L0612458-03	307264	300

Bottle: 1

Seq.	Purpose	From	To	Date/Time	Accept	Relinquish
1	LOGIN			19-DEC-2006 10:45	BRG	
2	ANALYZ	L1	WET	19-DEC-2006 10:55	DSF	BRG
3	STORE	WET	A1	21-DEC-2006 09:40	JKT	DSF

Samplenum	Container ID	Products
L0612458-02	307262	RSK175

Bottle: 1

Seq.	Purpose	From	To	Date/Time	Accept	Relinquish
1	LOGIN			19-DEC-2006 10:45	BRG	
2	ANALYZ	V1	ORG4	19-DEC-2006 14:56	JLS	JS

Bottle: 2

Seq.	Purpose	From	To	Date/Time	Accept	Relinquish
1	LOGIN			19-DEC-2006 10:45	BRG	
2	ANALYZ	V1	ORG4	19-DEC-2006 14:56	JLS	JS

Bottle: 3

Seq.	Purpose	From	To	Date/Time	Accept	Relinquish
1	LOGIN			19-DEC-2006 10:45	BRG	
2	ANALYZ	V1	ORG4	19-DEC-2006 14:56	JLS	JS

KEMRON Environmental Services
Internal Chain of Custody Report

00047394

Login: L0612458
Account: 2773
Project: 2773.025
Samples: 3
Due Date: 29-DEC-2006

Samplenum	Container ID	Products
L0612458-03	307267	TOC TIC

Bottle: 1

Seq.	Purpose	From	To	Date/Time	Accept	Relinquish
1	LOGIN			19-DEC-2006 10:45	BRG	
2	ANALYZ	W1	WET	21-DEC-2006 06:59	DIH	BRG
3	STORE	WET	A1	26-DEC-2006 07:32	BRG	DIH

Samplenum	Container ID	Products
L0612458-01	307258	RSK175

Bottle: 1

Seq.	Purpose	From	To	Date/Time	Accept	Relinquish
1	LOGIN			19-DEC-2006 10:45	BRG	
2	ANALYZ	V1	ORG4	19-DEC-2006 14:56	JLS	JS

Bottle: 2

Seq.	Purpose	From	To	Date/Time	Accept	Relinquish
1	LOGIN			19-DEC-2006 10:45	BRG	
2	ANALYZ	V1	ORG4	19-DEC-2006 14:56	JLS	JS

Bottle: 3

Seq.	Purpose	From	To	Date/Time	Accept	Relinquish
1	LOGIN			19-DEC-2006 10:45	BRG	
2	ANALYZ	V1	ORG4	19-DEC-2006 14:56	JLS	JS

Samplenum	Container ID	Products
L0612458-02	307261	826-SPE

Bottle: 1

Seq.	Purpose	From	To	Date/Time	Accept	Relinquish
1	LOGIN			19-DEC-2006 10:45	BRG	
2	ANALYZ	V1	ORG4	20-DEC-2006 10:48	FJB	JS

Bottle: 2

Seq.	Purpose	From	To	Date/Time	Accept	Relinquish
1	LOGIN			19-DEC-2006 10:45	BRG	
2	ANALYZ	V1	ORG4	20-DEC-2006 10:49	FJB	JS

Bottle: 3

Seq.	Purpose	From	To	Date/Time	Accept	Relinquish
1	LOGIN			19-DEC-2006 10:45	BRG	
2	ANALYZ	V1	ORG4	20-DEC-2006 10:49	FJB	JS

KEMRON Environmental Services
Internal Chain of Custody Report

00047395

Login: L0612458
Account: 2773
Project: 2773.025
Samples: 3
Due Date: 29-DEC-2006

Samplenum	Container ID	Products
L0612458-02	307260	300

Bottle: 1

Seq.	Purpose	From	To	Date/Time	Accept	Relinquish
1	LOGIN			19-DEC-2006 10:45	BRG	
2	ANALYZ	L1	WET	19-DEC-2006 10:55	DSF	BRG
3	STORE	WET	A1	21-DEC-2006 09:40	JKT	DSF

Samplenum	Container ID	Products
L0612458-03	307265	826-SPE

Bottle: 1

Seq.	Purpose	From	To	Date/Time	Accept	Relinquish
1	LOGIN			19-DEC-2006 10:45	BRG	
2	ANALYZ	V1	ORG4	20-DEC-2006 10:49	FJB	JS

Bottle: 2

Seq.	Purpose	From	To	Date/Time	Accept	Relinquish
1	LOGIN			19-DEC-2006 10:45	BRG	
2	ANALYZ	V1	ORG4	20-DEC-2006 10:49	FJB	JS

Bottle: 3

Seq.	Purpose	From	To	Date/Time	Accept	Relinquish
1	LOGIN			19-DEC-2006 10:45	BRG	
2	ANALYZ	V1	ORG4	20-DEC-2006 10:49	FJB	JS

ANALYSIS: VOLATILE MATRIX: LIQUID X
EPA METHOD: 8260B SOIL/SOLID ____ TCLP ____
BY GC/MS: LIQUID ____ Hold times met? yes

REQUIREMENTS		Y	N	NA
Method Blank	Every Batch or 20 Samples	✓		
	All Compounds < MDL	✓		
Trip Blank or Equipment Samples	Any contaminants detected?			✓
Matrix Spike % Recovery Value	Within those set by Lab			✓
Matrix Spike Dup % Recovery Value	Within those set by Lab			✓
MS / MSD RPD	< Lab QC Limits			✓
% LCS Recovery Value	Within those set by Lab		✓	
% LCSD Recovery Value	Within those set by Lab			✓
LCS /LCSD RPD	< Lab QC Limits			✓
% Surrogate Recovery Limits	Within those set by Lab	✓		
Field Duplicate Evaluation	RPD <35% or difference < 2 SQL for water			✓
	RPD <50% of difference < 3.5 SQL for soil			✓

If "NO," list all samples below:

Blank Information

Blank Type	Blank ID	Prep Batch	Date	Contaminant Found	Concentration (Specify Units)	Associated Samples

Matrix Spike / Matrix Spike Duplicate Results and Field Duplicate

Sample Type	Sample ID	Analyte	MS Recovery	MSD Recovery	Result - 1	Result - 2	RPD%

Any runs with one (1) or more recoveries outside limits?

Run Date	Surrogate Compound	Analyte	Original % Recovery	Re-Run Recovery	Comments

Laboratory Control Sample

Sample Type	Sample ID	Compound	LCS %	LCSD %	RPD%
Water		MTBE	127	65-125	SK ND

TIER 2 DATA REVIEW –VOLATILE ANALYSIS

ANALYSIS: VOLATILE ANALYSIS
EPA METHOD: 8260B
BY: GC/MS

MATRIX: LIQUID X
SOLID/SOIL_____ TCLP_____

REQUIREMENT		Y	N	NA
Tune Calibration Check	BFB Every 12 Hours	✓		
Initial Calibration Check	% RSD <OR = 30%	✓		
Continuing Calibration Check	% DIFF <OR = 25%		✓	
SPCC Compounds **(Chlorobenzene/1, 1, 2, 2-TCA)**	**RF** = OR > 0.30	✓		
Bromoform, 1, 1-Dichlorooethane, Chloromethane	**RF** = OR > 0.10	✓		
Any CCAL Mean	RF = OR > 0.05	✓		
All sample/blank internal standard areas	Within those set by Lab	✓		
All sample/blank internal standard retention times	Within 30 sec. of Standard IS RT	✓		

If "NO," List all samples below

Tune Calibration

BFB Run		GC/MS ID	Prep Batch	Associated Samples
Date	Time			

Initial Calibration

Calibration		GC/MS ID	Matrix	Mean RRF	% RSD	Compound	Associated Samples
Date	Time						

Continuing Calibration

Calibration		GC/MS ID	Matrix	Mean RRF	% RSD	Compound	Associated Samples
Date	Time						
12/26/06	0914	HPMS 8	water		34.8	methyl acetate	
Qualify		UJ	05B				

Internal Standard Performance

Sample Number	Internal Standard Area/RT	Limits	Comments

TIER 1 DATA REVIEW – ORGANIC ANALYSIS

ANALYSIS: Dissolved Gases MATRIX: LIQUID X

EPA METHOD: RSK 175 SOLID/SOIL _____ TCLP _____

BY: (GC) OR HPLC HOLD TIMES MET? yes

REQUIREMENTS		Y	N	NA
Method Blank	Every Batch or 20 Samples	✓		
	All Compounds <MDL		✓	
Matrix Spike % Recovery Values	Within those set by Lab			✓
Matrix Spike Dup % Recovery Values	Within those set by Lab			✓
MS/MSD RPD	<Lab QC Limits			✓
% LCS Recovery Value	Within those set by Lab	✓		
% LCSD Recovery Values	Within those set by Lab	✓		
LCS/LCSD RPD	<Lab QC Limits	✓		
% Surrogate Recovery Limits	Within those set by Lab			✓
Field Duplicate Evaluation	RPD < 35% or difference < 2 SQL for water			✓
	RPD < 50% or difference < 3.5 SQL for soil			✓

If "NO," List all samples below:

Blank Information

Run Date	Run Time	Date Extracted	Blank ID	Compound	Conc. Units	Associated Samples
method blank				methane	0.577 ug/L	5x = 2.88
5x conc.		>5x blank, no quals				

Matrix Spike / Matrix Spike Duplicate Results and Field Duplicate

Sample Type	Sample ID	Analyte	MS Recovery	MSD Recovery	Result - 1	Result - 2	RPD %

Any runs with one (1) or more recoveries outside limits for each fraction?

Run Date	Surrogate Compound	Analyte	Original % Recovery	Re-Run Recovery	Comments

Laboratory Control Sample

Sample Type	Sample ID	Compound	LCS %	LCSD %	Comments

ICAL & CCAL w/in QC limits

TIER 1 DATA REVIEW – CONVENTIONAL ANALYSIS

ANALYSIS: anions - 300.0 MATRIX: LIQUID X

METHOD: TOC & TIC 4154 SOLID/SOIL_____

BY: _____ Samples run w/in hold time

REQUIREMENTS		Y	N	NA
Method Blank	Every Batch or 20 Samples	✓		
	All Compounds <MDL	✓		
Matrix Spike Recovery Values	75-125%		✓	
~~Matrix Spike Duplicate Recovery Values~~ sample dup	~~75-125%~~ < 20%	✓	✓	
LCS Recovery Values	80-120%	✓		
LCSD Recovery Values	80-120%			✓
LCS / LCSD RPD	<20%			✓
PRECISION (QC Sample Field Sample or Field Sample/QC Sample)	RPD < 35% or difference < 2 SQL for water			✓
	RPD < 50% or difference < 3.5 SQL for soil			✓

If "NO," List all samples below:

Blank Type	Run		Date Prepped	Blank ID	Compound	Concentration (units)	Associated Samples
	Date	Time					

Matrix Spike / Matrix Spike Duplicate Results and Field Duplicate

Sample Type	Sample ID	Analyte	MS Recovery	MSD Recovery	Result -1	Result - 2	RPD%
water		Cl	-74	-73	90-110	Sx conc	>4x spike
		SO4	5.07	5.13	↓	↓	

Laboratory Control Sample Analysis

File Name	Analysis Type / Element	Instrument ID	Recovery %

continuing calibrations and blanks w/in QC limits

156 Starlite Drive, Marietta, OH 45750 • TEL 740-373-4071 • FAX 740-373-4835 • http://www.kemron.com

Laboratory Report Number: L0612459

Please find enclosed the analytical results for the samples you submitted to KEMRON Environmental Services.

Review and compilation of your report was completed by KEMRON's Sales and Service Team. If you have questions, comments or require further assistance regarding this report, please contact your team member noted in the reviewed box bleow at 800-373-4071. Team member e-mail addresses also appear here for your convenience.

Debra Elliott - Team Leader
delliott@kemron-lab.com

Cheryl Koelsch - Team Chemist/Data Specialist
ckoelsch@kemron-lab.com

Stephanie Mossburg - Team Chemist/Data Specialist
smossburg@kemron-lab.com

Kathy Albertson - Team Chemist/Data Specialist
kalbertson@kemron-lab.com

Amanda Fickiesen - Client Services Specialist
afickiesen@kemron-lab.com

Annie Bock - Client Services Specialist
abock@kemron-lab.com

Katie Barnes - Team Assistant
kbarnes@kemron-lab.com

Cara Strickler - Team Assistant
cstrickler@kemron-lab.com

This report was reviewed on January 02, 2007.

Stephanie Mossburg

STEPHANIE MOSSBURG - Team Chemist/Data Specialist

I certify that all test results meet all of the requirements of the NELAP standards and other applicable contract terms and conditions. All results for soil samples are reported on a 'dry-weight' basis unless specified otherwise. Analytical results for water and wastes are reported on a 'as received' basis unless specified otherwise. A statement of uncertainty for each analysis is available upon request. This laboratory report shall not be reproduced, except in full, without the written approval of KEMRON Environmental Services.

This report was certified on January 02, 2007.

David E. Vandenberg

David Vandenberg - Vice President

FL DOH NELAP ID: E8755
This report contains a total of 109 pages.

Protecting Our Environmental Future

KEMRON ENVIRONMENTAL SERVICES
REPORT NARRATIVE

KEMRON Login No.: L0612459

CHAIN OF CUSTODY: The chain of custody number was 10490.

SHIPMENT CONDITIONS: The chain of custody forms were received sealed in a cooler. The cooler temperatures were 3 and 3 degrees C.

SAMPLE MANAGEMENT: All samples received were intact.

I certify that this data package is in compliance with the terms and conditions agreed to by the client and KEMRON Environmental Services, both technically and for completeness, except for the conditions noted above. Release of the data contained in this hardcopy data package has been authorized by the Laboratory Manager or designated person, as verified by the following signature.

Approved: 21-DEC-06

Stephanie Moosburg

Laboratory Data Package Cover Page

00047402

This data Package consists of:

This signature page, the laboratory review checklists, and the following reportable data:

R1 Field chain-of-custody documentation;

R2 sample identification cross-reference;

R3 Test reports (analytical data sheets) for each enviornmental sample that includes:

a) Items consistant with NELAC 5.13 or ISO/IEC 17025 Section 5.10

b) dilution factors,

c) preparation methods,

d) Cleanup methods, and

e) If required for the project, tentatively identified compounds (TICs)

R4 Surrogate recovery data including:

a) Calculated recovery (%R) for each analyte, and

b) The laboratory's surrogate QC limits.

✓R5 Test reports/summary forms for blank samples;

✓R6 Test reports/summary forms for laboratory control samples (LCSs) including:

a) LCS spiking amount,

b) Calculated %R for each analyte, and

c) The laboratory"s LCS QC limits.

R7 Test reports for project matrix spike/matrix spike duplicates (MS/MSDs) including:

a) Samples associated with the MS/MSD clearly identified,

b) MS/MSD spiking amounts,

c) Concentration of each MS/MSD analyte measured in the parent and spiked samples,

d) Calculated %R and relative percent differences (RPDs), and

e) The laboratory's MS/MSD QC limits

R8 Laboratory analytical duplicate (if applicable) revocery and precision:

a) the amount of analyte measured in the duplicate,

b) the calculated RPD, and

c) the laboratory's QC limits for anlytical duplicates.

R9 List of method quantitation limits (MQLs) for each analyte for each method and matrix;

R10 Other problems or anomalies.

The exception Report for every "No" or "Not Reviewed (NR)" item in laboratory review checklist.

Release statement: I am responsible for the release of this laboratory data package. This data package has been reviewed by the laboratory and is complete and technically compliant with the requirements of the methods used, except where noted by the laboratory in the attached exceptions reports. By my signature below, I affirm to the best of my knowledge, all problems/anomalies, observed by the laboratory as having the potential to affect the quality of the data, have been identified by the laboratoy in the Laboratory Review Checklist, and no information or data have been knowingly withheld that would affect the quality of the data.

Check, If applicable: [] This laboratory is an in-house laboratory controlled by the person repsonding to rule. The official signing the cover page of the rule-required report (for example, the APAR) in which these data are used is responsible for releasing this data package and is by signature affirming the above release statement is trus.

DEANNA I. HESSON	Deanna Hesson	Conventional Lab Supervisor	December 28, 2006
Name (Printed)	Signature	Official Title (printed)	DATE

RG-366/TRRP-13 December 2002 A1

KEMRON Environmental Services
Laboratory Review Checklist

Laboratory Name:	KEMRON
Laboratory Log Number:	L0612459
Project Name:	798-LONGHORN
Method:	TOC
Prep Batch Number(s):	WG230052
Reviewer Name:	DEANNA I. HESSON
LRC Date:	December 28, 2006

Description	Yes	No	NA(1)	NR(2)	ER(3)
Chain-Of-Custody (C-O-C)					
Did samples meet the laboratory's standard conditions of sample acceptability upon receipt?	✓				
Were all departures from standard conditions described in an exception report?	✓				
Sample and quality control (QC) identification					
Are all field sample ID numbers cross-referenced to the laboratory ID numbers?	✓				
Are all laboratory ID numbers cross-referenced to the corresponding QC data?	✓				
Test reports					
Were all samples prepared and analyzed within holding times?	✓				
Other than those results <MQL, were all other raw values bracketed by calibration standards?	✓				
Were calculations checked by a peer or supervisor?	✓				
Were all analyte identifications checked by a peer or supervisor?	✓				
Were sample quantitation limits reported for all analytes not detected?	✓				
Were all results for soil and sediment samples reported on a dry weight basis?	✓				
Were % moisture (or solids) reported for all soil and sediment samples?	✓				
If required for the project, TICs reported?	✓				
Surrogate recovery data					
Were surrogates added prior to extraction?			✓		
Were surrogate percent recoveries in all samples within the laboratory QC limits?			✓		
Test reports/summary forms for blank samples					
Were appropriate type(s) of blanks analyzed?	✓				
Were blanks analyzed at the appropriate frequency?	✓				
Were method blanks taken through the entire analytical process, including preparation and, if applicable, cleanup procedures?	✓				
Were blank concentrations <MQL?	✓				
Laboratory control samples (LCS):					
Were all COCs included in the LCS?	✓				
Was each LCS taken through the entire analytical procedure, including prep and cleanup steps?	✓				
Were LCSs analyzed at the required frequency?	✓				
Were LCS (and LCSD, if applicable) %Rs within the laboratory QC limits?	✓				
Does the detectability data document the laboratorys capability to detect the COCs at the MDL used to calculate the SQLs?	✓				
Was the LCSD RPD within QC limits?	✓				
Matrix spike (MS) and matrix spike duplicate (MSD) data					
Were the project/method specified analytes included in the MS and MSD?	✓				
Were MS/MSD analyzed at the appropriate frequency?	✓				
Were MS (and MSD, if applicable) %Rs within the laboratory QC limits?	✓				

Description	Yes	No	NA(1)	NR(2)	ER(3)
Were MS/MSD RPDs within laboratory QC limits?	00047404				
Analytical duplicate data					
Were appropriate analytical duplicates analyzed for each matrix?	✓				
Were analytical duplicates analyzed at the appropriate frequency?	✓				
Were RPDs or relative standard deviations within the laboratory QC limits?	✓				
Method quantitation limits (MQLs):					
Are the MQLs for each method analyte included in the laboratory data package?	✓				
Do the MQLs correspond to the concentration of the lowest non-zero calibration standard?	✓				
Are unadjusted MQLs included in the laboratory data package?	✓				
Other problems/anomalies					
Are all known problems/anomalies/special conditions noted in this LRC and ER?	✓				
Were all necessary corrective actions performed for the reported data?	✓				
Was applicable and available technology used to lower the SQL minimize the matrix interference affects on the sample results?	✓				
Were response factors and/or relative response factors for each analyte within QC limits?	✓				
Were percent RSDs or correlation coefficient criteria met?	✓				
Was the number of standards recommended in the method used for all analytes?	✓				
Were all points generated between the lowest and highest standard used to calculate the curve?	✓				
Are ICAL data available for all instruments used?	✓				
Has the initial calibration curve been verified using an appropriate second source standard?	✓				
Initial and continuing calibration verification (ICV and CCV) and continuing calibration blank (CCB):					
Was the CCV analyzed at the method-required frequency?	✓				
Were percent differences for each analyte within the method-required QC limits?	✓				
Was the ICAL curve verified for each analyte?	✓				
Was the absolute value of the analyte concentration in the inorganic CCB <MDL?	✓				
Mass spectral tuning:					
Was the appropriate compound for the method used for tuning?			✓		
Were ion abundance data within the method-required QC limits?			✓		
Internal standards (IS):					
Were IS area counts and retention times within the method-required QC limits?			✓		
Raw data (NELAC section 1 appendix A glossary, and section 5.12 or ISO/IEC 17025 section 4.12.2)					
Were the raw data (for example, chromatograms, spectral data) reviewed by an analyst?	✓				
Were data associated with manual integrations flagged on the raw data?			✓		
Dual column confirmation					
Did dual column confirmation results meet the method-required QC?			✓		
Tentatively identified compounds (TICs):					
If TICs were requested, were the mass spectra and TIC data subject to appropriate checks?			✓		
Interference Check Sample (ICS) results:					
Were percent recoveries within method QC limits?			✓		
Serial dilutions, post digestion spikes, and method of standard additions					
Were percent differences, recoveries, and the linearity within the QC limits specified in the method?			✓		
Method detection limit (MDL) studies					
Was a MDL study performed for each reported analyte?	✓				
Is the MDL either adjusted or supported by the analysis of DCSs?	✓				
Proficiency test reports:					
Was the laboratory's performance acceptable on the applicable proficiency tests or evaluation studies?	✓				

Description	Yes	No	NA(1)	NR(2)	ER(3)
Standards documentation	00047405				
Are all standards used in the analyses NIST-traceable or obtained from other appropriate sources?	✓				
Compound/analyte identification procedures					
Are the procedures for compound/analyte identification documented?	✓				
Demonstration of analyst competency (DOC)					
Was DOC conducted consistent with NELAC Chapter 5C or ISO/IEC 4?	✓				
Is documentation of the analyst's competency up-to-date and on file?	✓				
Verification/validation documentation for methods (NELAC Chap 5 or ISO/IEC 17025 Section 5)					
Are all the methods used to generate the data documented, verified, and validated, where applicable?	✓				
Laboratory standard operating procedures (SOPs):					
Are laboratory SOPs current and on file for each method performed?	✓				

KEMRON Environmental Services
Laboratory Review Checklist

Laboratory Name:	KEMRON
Laboratory Log Number:	L0612459
Project Name:	798-LONGHORN
Method:	TOC
Prep Batch Number(s):	WG230052
Reviewer Name:	DEANNA I. HESSON
LRC Date:	December 28, 2006

EXCEPTIONS REPORT
ER# - Description
Footnotes:
(1) NA = Not applicable to method or project
(2) NR = Not reviewed
(3) ER# = Exception report number

Laboratory Data Package Cover Page

00047407

This data Package consists of:

This signature page, the laboratory review checklists, and the following reportable data:

✓R1 Field chain-of-custody documentation;

✓R2 sample identification cross-reference;

R3 Test reports (analytical data sheets) for each enviornmental sample that includes:

a) Items consistant with NELAC 5.13 or ISO/IEC 17025 Section 5.10
b) dilution factors,
c) preparation methods,
d) Cleanup methods, and
e) If required for the project, tentatively identified compounds (TICs)

✓R4 Surrogate recovery data including:

a) Calculated recovery (%R) for each analyte, and
b) The laboratory's surrogate QC limits.

✓R5 Test reports/summary forms for blank samples;

✓R6 Test reports/summary forms for laboratory control samples (LCSs) including:

a) LCS spiking amount,
b) Calculated %R for each analyte, and
c) The laboratory"s LCS QC limits.

✓R7 Test reports for project matrix spike/matrix spike duplicates (MS/MSDs) including:

a) Samples associated with the MS/MSD clearly identified,
b) MS/MSD spiking amounts,
c) Concentration of each MS/MSD analyte measured in the parent and spiked samples,
d) Calculated %R and relative percent differences (RPDs), and
e) The laboratory's MS/MSD QC limits

✓R8 Laboratory analytical duplicate (if applicable) revocery and precision:

a) the amount of analyte measured in the duplicate,
b) the calculated RPD, and
c) the laboratory's QC limits for anlytical duplicates.

✓R9 List of method quantitation limits (MQLs) for each analyte for each method and matrix;

✓R10 Other problems or anomalies.

✓The exception Report for every "No" or "Not Reviewed (NR)" item IN laboratory review checklist.

Release statement: I am responsible for the release of this laboratory data package. This data package has been reviewed by the laboratory and is complete and technically compliant with the requirements of the methods used, except where noted by the laboratory in the attached exceptions reports. By my signature below, I affirm to the best of my knowledge, all problems/anomalies, observed by the laboratory as having the potential to affect the quality of the data, have been identified by the laboratoy in the Laboratory Review Checklist, and no information or data have been knowingly withheld that would affect the quality of the data.

Check, if applicable: [✓] This laboratory is an in-house laboratory controlled by the person repsonding to rule. The official signing the cover page of the rule-required report (for example, the APAR) in which these data are used is responsible for releasing this data package and is by signature affirming the above release statement is true.

MIKE D. ALBERTSON		Volatiles Lab Supervisor	December 29, 2006
Name (Printed)	Signature	Official Title (printed)	DATE

RG-366/TRRP-13 December 2002 A1

KEMRON Environmental Services
Laboratory Review Checklist

Laboratory Name:	KEMRON
Laboratory Log Number:	L0612459
Project Name:	798-LONGHORN
Method:	GC
Prep Batch Number(s):	WG119899
Reviewer Name:	MIKE D. ALBERTSON
LRC Date:	December 29, 2006

Description	Yes	No	NA(1)	NR(2)	ER(3)
Chain-Of-Custody (C-O-C)					
Did samples meet the laboratory's standard conditions of sample acceptability upon receipt?	✓				
Were all departures from standard conditions described in an exception report?	✓				
Sample and quality control (QC) identification					
Are all field sample ID numbers cross-referenced to the laboratory ID numbers?	✓				
Are all laboratory ID numbers cross-referenced to the corresponding QC data?	✓				
Test reports					
Were all samples prepared and analyzed within holding times?	✓				
Other than those results <MQL, were all other raw values bracketed by calibration standards?	✓				
Were calculations checked by a peer or supervisor?	✓				
Were all analyte identifications checked by a peer or supervisor?	✓				
Were sample quantitation limits reported for all analytes not detected?	✓				
Were all results for soil and sediment samples reported on a dry weight basis?	✓				
Were % moisture (or solids) reported for all soil and sediment samples?	✓				
If required for the project, TICs reported?			✓		
Surrogate recovery data					
Were surrogates added prior to extraction?			✓		
Were surrogate percent recoveries in all samples within the laboratory QC limits?			✓		
Test reports/summary forms for blank samples					
Were appropriate type(s) of blanks analyzed?	✓				
Were blanks analyzed at the appropriate frequency?	✓				
Were method blanks taken through the entire analytical process, including preparation and, if applicable, cleanup procedures?	✓				
Were blank concentrations <MQL?		✓			1
Laboratory control samples (LCS):					
Were all COCs included in the LCS?	✓				
Was each LCS taken through the entire analytical procedure, including prep and cleanup steps?	✓				
Were LCSs analyzed at the required frequency?	✓				
Were LCS (and LCSD, if applicable) %Rs within the laboratory QC limits?	✓				
Does the detectability data document the laboratorys capability to detect the COCs at the MDL used to calculate the SQLs?	✓				
Was the LCSD RPD within QC limits?	✓				
Matrix spike (MS) and matrix spike duplicate (MSD) data					
Were the project/method specified analytes included in the MS and MSD?			✓		
Were MS/MSD analyzed at the appropriate frequency?			✓		
Were MS (and MSD, if applicable) %Rs within the laboratory QC limits?			✓		

Description	Yes	No	NA(1)	NR(2)	ER(3)
Were MS/MSD RPDs within laboratory QC limits?	00047409		✓		
Analytical duplicate data					
Were appropriate analytical duplicates analyzed for each matrix?			✓		
Were analytical duplicates analyzed at the appropriate frequency?			✓		
Were RPDs or relative standard deviations within the laboratory QC limits?			✓		
Method quantitation limits (MQLs):					
Are the MQLs for each method analyte included in the laboratory data package?	✓				
Do the MQLs correspond to the concentration of the lowest non-zero calibration standard?	✓				
Are unadjusted MQLs included in the laboratory data package?	✓				
Other problems/anomalies					
Are all known problems/anomalies/special conditions noted in this LRC and ER?	✓				
Were all necessary corrective actions performed for the reported data?	✓				
Was applicable and available technology used to lower the SQL minimize the matrix interference affects on the sample results?	✓				
ICAL					
Were response factors and/or relative response factors for each analyte within QC limits?	✓				
Were percent RSDs or correlation coefficient criteria met?	✓				
Was the number of standards recommended in the method used for all analytes?	✓				
Were all points generated between the lowest and highest standard used to calculate the curve?	✓				
Are ICAL data available for all instruments used?	✓				
Has the initial calibration curve been verified using an appropriate second source standard?	✓				
Initial and continuing calibration verification (ICV and CCV) and continuing calibration blank (CCB):					
Was the CCV analyzed at the method-required frequency?	✓				
Were percent differences for each analyte within the method-required QC limits?	✓				
Was the ICAL curve verified for each analyte?	✓				
Was the absolute value of the analyte concentration in the inorganic CCB <MDL?			✓		
Mass spectral tuning:					
Was the appropriate compound for the method used for tuning?			✓		
Were ion abundance data within the method-required QC limits?			✓		
Internal standards (IS):					
Were IS area counts and retention times within the method-required QC limits?			✓		
Raw data (NELAC section 1 appendix A glossary, and section 5.12 or ISO/IEC 17025 section 4.12.2)					
Were the raw data (for example, chromatograms, spectral data) reviewed by an analyst?	✓				
Were data associated with manual integrations flagged on the raw data?	✓				
Dual column confirmation					
Did dual column confirmation results meet the method-required QC?			✓		
Tentatively identified compounds (TICs):					
If TICs were requested, were the mass spectra and TIC data subject to appropriate checks?			✓		
Interference Check Sample (ICS) results:					
Were percent recoveries within method QC limits?			✓		
Serial dilutions, post digestion spikes, and method of standard additions					
Were percent differences, recoveries, and the linearity within the QC limits specified in the method?			✓		
Method detection limit (MDL) studies					
Was a MDL study performed for each reported analyte?	✓				
Is the MDL either adjusted or supported by the analysis of DCSs?	✓				
Proficiency test reports:					
Was the laboratory's performance acceptable on the applicable proficiency tests or evaluation studies?	✓				

Description	Yes	No	NA(1)	NR(2)	ER(3)
Standards documentation	00047410				
Are all standards used in the analyses NIST-traceable or obtained from other appropriate sources?	✓				
Compound/analyte identification procedures					
Are the procedures for compound/analyte identification documented?	✓				
Demonstration of analyst competency (DOC)					
Was DOC conducted consistent with NELAC Chapter 5C or ISO/IEC 4?	✓				
Is documentation of the analyst's competency up-to-date and on file?	✓				
Verification/validation documentation for methods (NELAC Chap 5 or ISO/IEC 17025 Section 5)					
Are all the methods used to generate the data documented, verified, and validated, where applicable?	✓				
Laboratory standard operating procedures (SOPs):					
Are laboratory SOPs current and on file for each method performed?	✓				

EXCEPTIONS REPORT

ER# - Description

1) Methane was detected in the method blank above the PQL.

Footnotes:

(1) NA = Not applicable to method or project

(2) NR = Not reviewed

(3) ER# = Exception report number

Laboratory Data Package Cover Page

00047411

This data Package consists of:

This signature page, the laboratory review checklists, and the following reportable data:

R1 Field chain-of-custody documentation;

R2 sample identification cross-reference;

R3 Test reports (analytical data sheets) for each enviornmental sample that includes:

a) Items consistant with NELAC 5.13 or ISO/IEC 17025 Section 5.10

b) dilution factors,

c) preparation methods,

d) Cleanup methods, and

e) If required for the project, tentatively identified compounds (TICs)

R4 Surrogate recovery data including:

a) Calculated recovery (%R) for each analyte, and

b) The laboratory's surrogate QC limits.

✓R5 Test reports/summary forms for blank samples;

✓R6 Test reports/summary forms for laboratory control samples (LCSs) including:

a) LCS spiking amount,

b) Calculated %R for each analyte, and

c) The laboratory"s LCS QC limits.

✓R7 Test reports for project matrix spike/matrix spike duplicates (MS/MSDs) including:

a) Samples associated with the MS/MSD clearly identified,

b) MS/MSD spiking amounts,

c) Concentration of each MS/MSD analyte measured in the parent and spiked samples,

d) Calculated %R and relative percent differences (RPDs), and

e) The laboratory's MS/MSD QC limits

✓R8 Laboratory analytical duplicate (if applicable) revocery and precision:

a) the amount of analyte measured in the duplicate,

b) the calculated RPD, and

c) the laboratory's QC limits for anlytical duplicates.

R9 List of method quantitation limits (MQLs) for each analyte for each method and matrix;

R10 Other problems or anomalies.

✓The exception Report for every "No" or "Not Reviewed (NR)" item IN laboratory review checklist.

Release statement: I am responsible for the release of this laboratory data package. This data package has been reviewed by the laboratory and is complete and technically compliant with the requirements of the methods used, except where noted by the laboratory in the attached exceptions reports. By my signature below, I affirm to the best of my knowledge, all problems/anomalies, observed by the laboratory as having the potential to affect the quality of the data, have been identified by the laboratoy in the Laboratory Review Checklist, and no information or data have been knowingly withheld that would affect the quality of the data.

Check, If applicable: [] This laboratory is an in-house laboratory controlled by the person repsonding to rule. The official signing the cover page of the rule-required report (for example, the APAR) in which these data are used is responsible for releasing this data package and is by signature affirming the above release statement is trus.

MICHAEL D. COCHRAN		Semivolatiles Lab Supervisor	December 29, 2006
Name (Printed)	Signature	Official Title (printed)	DATE

RG-366/TRRP-13 December 2002 A1

KEMRON Environmental Services
Laboratory Review Checklist

Laboratory Name:	KEMRON
Laboratory Log Number:	L0612459
Project Name:	798-LONGHORN
Method:	300
Prep Batch Number(s):	WG230037
Reviewer Name:	MICHAEL D. COCHRAN
LRC Date:	December 19, 2006

Description	Yes	No	NA(1)	NR(2)	ER(3)
Chain-Of-Custody (C-O-C)					
Did samples meet the laboratory's standard conditions of sample acceptability upon receipt?	✓				
Were all departures from standard conditions described in an exception report?	✓				
Sample and quality control (QC) identification					
Are all field sample ID numbers cross-referenced to the laboratory ID numbers?	✓				
Are all laboratory ID numbers cross-referenced to the corresponding QC data?	✓				
Test reports					
Were all samples prepared and analyzed within holding times?	✓				
Other than those results <MQL, were all other raw values bracketed by calibration standards?	✓				
Were calculations checked by a peer or supervisor?	✓				
Were all analyte identifications checked by a peer or supervisor?	✓				
Were sample quantitation limits reported for all analytes not detected?	✓				
Were all results for soil and sediment samples reported on a dry weight basis?			✓		
Were % moisture (or solids) reported for all soil and sediment samples?			✓		
If required for the project, TICs reported?	✓				
Surrogate recovery data					
Were surrogates added prior to extraction?			✓		
Were surrogate percent recoveries in all samples within the laboratory QC limits?			✓		
Test reports/summary forms for blank samples					
Were appropriate type(s) of blanks analyzed?	✓				
Were blanks analyzed at the appropriate frequency?	✓				
Were method blanks taken through the entire analytical process, including preparation and, if applicable, cleanup procedures?	✓				
Were blank concentrations <MQL?	✓				
Laboratory control samples (LCS):					
Were all COCs included in the LCS?	✓				
Was each LCS taken through the entire analytical procedure, including prep and cleanup steps?	✓				
Were LCSs analyzed at the required frequency?	✓				
Were LCS (and LCSD, if applicable) %Rs within the laboratory QC limits?	✓				
Does the detectability data document the laboratorys capability to detect the COCs at the MDL used to calculate the SQLs?	✓				
Was the LCSD RPD within QC limits?			✓		
Matrix spike (MS) and matrix spike duplicate (MSD) data					
Were the project/method specified analytes included in the MS and MSD?	✓				
Were MS/MSD analyzed at the appropriate frequency?	✓				
Were MS (and MSD, if applicable) %Rs within the laboratory QC limits?	✓				1

Description	Yes	No	NA(1)	NR(2)	ER(3)
Were MS/MSD RPDs within laboratory QC limits?	00047413				
Analytical duplicate data					
Were appropriate analytical duplicates analyzed for each matrix?	✓				
Were analytical duplicates analyzed at the appropriate frequency?	✓				
Were RPDs or relative standard deviations within the laboratory QC limits?	✓				
Method quantitation limits (MQLs):					
Are the MQLs for each method analyte included in the laboratory data package?	✓				
Do the MQLs correspond to the concentration of the lowest non-zero calibration standard?	✓				
Are unadjusted MQLs included in the laboratory data package?	✓				
Other problems/anomalies					
Are all known problems/anomalies/special conditions noted in this LRC and ER?	✓				2
Were all necessary corrective actions performed for the reported data?	✓				
Was applicable and available technology used to lower the SQL minimize the matrix interference affects on the sample results?	✓				
Were response factors and/or relative response factors for each analyte within QC limits?	✓				
Were percent RSDs or correlation coefficient criteria met?	✓				
Was the number of standards recommended in the method used for all analytes?	✓				
Were all points generated between the lowest and highest standard used to calculate the curve?	✓				
Are ICAL data available for all instruments used?	✓				
Has the initial calibration curve been verified using an appropriate second source standard?	✓				
Initial and continuing calibration verification (ICV and CCV) and continuing calibration blank (CCB):					
Was the CCV analyzed at the method-required frequency?	✓				
Were percent differences for each analyte within the method-required QC limits?	✓				
Was the ICAL curve verified for each analyte?	✓				
Was the absolute value of the analyte concentration in the inorganic CCB <MDL?	✓				
Mass spectral tuning:					
Was the appropriate compound for the method used for tuning?			✓		
Were ion abundance data within the method-required QC limits?			✓		
Internal standards (IS):					
Were IS area counts and retention times within the method-required QC limits?			✓		
Raw data (NELAC section 1 appendix A glossary, and section 5.12 or ISO/IEC 17025 section 4.12.2)					
Were the raw data (for example, chromatograms, spectral data) reviewed by an analyst?	✓				
Were data associated with manual integrations flagged on the raw data?	✓				
Dual column confirmation					
Did dual column confirmation results meet the method-required QC?			✓		
Tentatively identified compounds (TICs):					
If TICs were requested, were the mass spectra and TIC data subject to appropriate checks?			✓		
Interference Check Sample (ICS) results:					
Were percent recoveries within method QC limits?			✓		
Serial dilutions, post digestion spikes, and method of standard additions					
Were percent differences, recoveries, and the linearity within the QC limits specified in the method?			✓		
Method detection limit (MDL) studies					
Was a MDL study performed for each reported analyte?	✓				
Is the MDL either adjusted or supported by the analysis of DCSs?	✓				
Proficiency test reports:					
Was the laboratory's performance acceptable on the applicable proficiency tests or evaluation studies?	✓				

Description	Yes	No	NA(1)	NR(2)	ER(3)
Standards documentation	00047414				
Are all standards used in the analyses NIST-traceable or obtained from other appropriate sources?	✓				
Compound/analyte identification procedures					
Are the procedures for compound/analyte identification documented?	✓				
Demonstration of analyst competency (DOC)					
Was DOC conducted consistent with NELAC Chapter 5C or ISO/IEC 4?	✓				
Is documentation of the analyst's competency up-to-date and on file?	✓				
Verification/validation documentation for methods (NELAC Chap 5 or ISO/IEC 17025 Section 5)					
Are all the methods used to generate the data documented, verified, and validated, where applicable?	✓				
Laboratory standard operating procedures (SOPs):					
Are laboratory SOPs current and on file for each method performed?	✓				

KEMRON Environmental Services
Laboratory Review Checklist

Laboratory Name:	KEMRON
Laboratory Log Number:	L0612459
Project Name:	798-LONGHORN
Method:	300
Prep Batch Number(s):	WG230037
Reviewer Name:	MICHAEL D. COCHRAN
LRC Date:	December 19, 2006

EXCEPTIONS REPORT
ER# - Description
1. The MS and MSD associated with the analytical batch for this sample had recoveries for Cl and SO4 below the advisory limit. The parent sample chosen for the MS and MSD had Cl and SO4 results greater than their respective calibration ranges.
2. Sample L0612459-01 was analyzed for NO2 at a dilution due to the level of Cl in the sample when analyzed neat. The Cl level in this sample created a peak of magnitude in size that obscured any NO2 peak near its RL. This sample was analyzed at a dilution for NO2 in order to reduce the Cl peak interference near the NO2 retention time window.

Footnotes:
(1) NA = Not applicable to method or project
(2) NR = Not reviewed
(3) ER# = Exception report number

Laboratory Data Package Cover Page

00047416

This data Package consists of:

This signature page, the laboratory review checklists, and the following reportable data:

✓R1 Field chain-of-custody documentation;

✓R2 sample identification cross-reference;

R3 Test reports (analytical data sheets) for each enviornmental sample that includes:

a) Items consistant with NELAC 5.13 or ISO/IEC 17025 Section 5.10
b) dilution factors,
c) preparation methods,
d) Cleanup methods, and
e) If required for the project, tentatively identified compounds (TICs)

✓R4 Surrogate recovery data including:

a) Calculated recovery (%R) for each analyte, and
b) The laboratory's surrogate QC limits.

✓R5 Test reports/summary forms for blank samples;

✓R6 Test reports/summary forms for laboratory control samples (LCSs) including:

a) LCS spiking amount,
b) Calculated %R for each analyte, and
c) The laboratory"s LCS QC limits.

✓R7 Test reports for project matrix spike/matrix spike duplicates (MS/MSDs) including:

a) Samples associated with the MS/MSD clearly identified,
b) MS/MSD spiking amounts,
c) Concentration of each MS/MSD analyte measured in the parent and spiked samples,
d) Calculated %R and relative percent differences (RPDs), and
e) The laboratory's MS/MSD QC limits

✓R8 Laboratory analytical duplicate (if applicable) revocery and precision:

a) the amount of analyte measured in the duplicate,
b) the calculated RPD, and
c) the laboratory's QC limits for anlytical duplicates.

✓R9 List of method quantitation limits (MQLs) for each analyte for each method and matrix;

✓R10 Other problems or anomalies.

✓The exception Report for every "No" or "Not Reviewed (NR)" item IN laboratory review checklist.

Release statement: I am responsible for the release of this laboratory data package. This data package has been reviewed by the laboratory and is complete and technically compliant with the requirements of the methods used, except where noted by the laboratory in the attached exceptions reports. By my signature below, I affirm to the best of my knowledge, all problems/anomalies, observed by the laboratory as having the potential to affect the quality of the data, have been identified by the laboratoy in the Laboratory Review Checklist, and no information or data have been knowingly withheld that would affect the quality of the data.

Check, if applicable: [✓] This laboratory is an in-house laboratory controlled by the person repsonding to rule. The official signing the cover page of the rule-required report (for example, the APAR) in which these data are used is responsible for releasing this data package and is by signature affirming the above release statement is true.

MIKE D. ALBERTSON		Volatiles Lab Supervisor	December 29, 2006
Name (Printed)	Signature	Official Title (printed)	DATE

RG-366/TRRP-13 December 2002 A1

KEMRON Environmental Services
Laboratory Review Checklist

Laboratory Name:	KEMRON
Laboratory Log Number:	L0612459
Project Name:	798-LONGHORN
Method:	8260B
Prep Batch Number(s):	230223
Reviewer Name:	MIKE D. ALBERTSON
LRC Date:	December 29, 2006

Description	Yes	No	NA(1)	NR(2)	ER(3)
Chain-Of-Custody (C-O-C)					
Did samples meet the laboratory's standard conditions of sample acceptability upon receipt?	✓				
Were all departures from standard conditions described in an exception report?	✓				
Sample and quality control (QC) identification					
Are all field sample ID numbers cross-referenced to the laboratory ID numbers?	✓				
Are all laboratory ID numbers cross-referenced to the corresponding QC data?	✓				
Test reports					
Were all samples prepared and analyzed within holding times?	✓				
Other than those results <MQL, were all other raw values bracketed by calibration standards?	✓				
Were calculations checked by a peer or supervisor?	✓				
Were all analyte identifications checked by a peer or supervisor?	✓				
Were sample quantitation limits reported for all analytes not detected?	✓				
Were all results for soil and sediment samples reported on a dry weight basis?	✓				
Were % moisture (or solids) reported for all soil and sediment samples?	✓				
If required for the project, TICs reported?			✓		
Surrogate recovery data					
Were surrogates added prior to extraction?	✓				
Were surrogate percent recoveries in all samples within the laboratory QC limits?	✓				
Test reports/summary forms for blank samples					
Were appropriate type(s) of blanks analyzed?	✓				
Were blanks analyzed at the appropriate frequency?	✓				
Were method blanks taken through the entire analytical process, including preparation and, if applicable, cleanup procedures?	✓				
Were blank concentrations <MQL?	✓				
Laboratory control samples (LCS):					
Were all COCs included in the LCS?	✓				
Was each LCS taken through the entire analytical procedure, including prep and cleanup steps?	✓				
Were LCSs analyzed at the required frequency?	✓				
Were LCS (and LCSD, if applicable) %Rs within the laboratory QC limits?		✓			1
Does the detectability data document the laboratorys capability to detect the COCs at the MDL used to calculate the SQLs?	✓				
Was the LCSD RPD within QC limits?	✓				
Matrix spike (MS) and matrix spike duplicate (MSD) data					
Were the project/method specified analytes included in the MS and MSD?			✓		
Were MS/MSD analyzed at the appropriate frequency?			✓		
Were MS (and MSD, if applicable) %Rs within the laboratory QC limits?			✓		

Description	Yes	No	NA(1)	NR(2)	ER(3)
Were MS/MSD RPDs within laboratory QC limits?	00047418		✓		
Analytical duplicate data					
Were appropriate analytical duplicates analyzed for each matrix?			✓		
Were analytical duplicates analyzed at the appropriate frequency?			✓		
Were RPDs or relative standard deviations within the laboratory QC limits?			✓		
Method quantitation limits (MQLs):					
Are the MQLs for each method analyte included in the laboratory data package?	✓				
Do the MQLs correspond to the concentration of the lowest non-zero calibration standard?	✓				
Are unadjusted MQLs included in the laboratory data package?	✓				
Other problems/anomalies					
Are all known problems/anomalies/special conditions noted in this LRC and ER?	✓				
Were all necessary corrective actions performed for the reported data?	✓				
Was applicable and available technology used to lower the SQL minimize the matrix interference affects on the sample results?	✓				
ICAL					
Were response factors and/or relative response factors for each analyte within QC limits?	✓				
Were percent RSDs or correlation coefficient criteria met?	✓				
Was the number of standards recommended in the method used for all analytes?	✓				
Were all points generated between the lowest and highest standard used to calculate the curve?	✓				
Are ICAL data available for all instruments used?	✓				
Has the initial calibration curve been verified using an appropriate second source standard?	✓				
Initial and continuing calibration verification (ICV and CCV) and continuing calibration blank (CCB):					
Was the CCV analyzed at the method-required frequency?	✓				
Were percent differences for each analyte within the method-required QC limits?	✓				
Was the ICAL curve verified for each analyte?	✓				
Was the absolute value of the analyte concentration in the inorganic CCB <MDL?			✓		
Mass spectral tuning:					
Was the appropriate compound for the method used for tuning?	✓				
Were ion abundance data within the method-required QC limits?	✓				
Internal standards (IS):					
Were IS area counts and retention times within the method-required QC limits?	✓				
Raw data (NELAC section 1 appendix A glossary, and section 5.12 or ISO/IEC 17025 section 4.12.2)					
Were the raw data (for example, chromatograms, spectral data) reviewed by an analyst?	✓				
Were data associated with manual integrations flagged on the raw data?	✓				
Dual column confirmation					
Did dual column confirmation results meet the method-required QC?			✓		
Tentatively identified compounds (TICs):					
If TICs were requested, were the mass spectra and TIC data subject to appropriate checks?			✓		
Interference Check Sample (ICS) results:					
Were percent recoveries within method QC limits?			✓		
Serial dilutions, post digestion spikes, and method of standard additions					
Were percent differences, recoveries, and the linearity within the QC limits specified in the method?			✓		
Method detection limit (MDL) studies					
Was a MDL study performed for each reported analyte?	✓				
Is the MDL either adjusted or supported by the analysis of DCSs?	✓				
Proficiency test reports:					
Was the laboratory's performance acceptable on the applicable proficiency tests or evaluation studies?	✓				

Description	Yes	No	NA(1)	NR(2)	ER(3)
Standards documentation	00047419				
Are all standards used in the analyses NIST-traceable or obtained from other appropriate sources?	✓				
Compound/analyte identification procedures					
Are the procedures for compound/analyte identification documented?	✓				
Demonstration of analyst competency (DOC)					
Was DOC conducted consistent with NELAC Chapter 5C or ISO/IEC 4?	✓				
Is documentation of the analyst's competency up-to-date and on file?	✓				
Verification/validation documentation for methods (NELAC Chap 5 or ISO/IEC 17025 Section 5)					
Are all the methods used to generate the data documented, verified, and validated, where applicable?	✓				
Laboratory standard operating procedures (SOPs):					
Are laboratory SOPs current and on file for each method performed?	✓				

EXCEPTIONS REPORT
ER# - Description
#1: Methyl tert-butyl ether exceeded the upper advisory limit.

Footnotes:
(1) NA = Not applicable to method or project
(2) NR = Not reviewed
(3) ER# = Exception report number

LABORATORY REPORT

L0612459 00047420

01/02/07 09:12

Submitted By

KEMRON Environmental Services
156 Starlite Drive
Marietta , OH 45750
(740) 373 - 4071

For

Account Name: Shaw E & I, Inc.
ABB Lummus Biulding
3010 Briarpark
Houston, TX 77042
Attention: Diane Mever

Account Number: 2773
Work ID: LHAAP

P.O. Number: 200328

Sample Summary

Client ID	Lab ID	Date Collected	Date Received
12WW21	L0612459-01	18-DEC-06	19-DEC-06

Report Number: **L0612459**
Report Date : **January 2, 2007**

00047421

Sample Number: **L0612459-01**
Client ID: **12WW21**
Matrix: **Water**
Workgroup Number: **WG229899**
Collect Date: **12/18/2006 15:15**
Sample Tag: **01**

PrePrep Method: **NONE**
Prep Method: **5021**
Analytical Method: **RSK175**
Analyst: **JLS**
Dilution: **1**
Units: **ug/L**

Instrument: **HP16**
Prep Date: **12/19/2006 20:05**
Cal Date: **09/27/2006 15:29**
Run Date: **12/19/2006 20:05**
File ID: **16G5657**

Analyte	CAS. Number	Result	Qual	PQL	SQL
methane	74-82-8	496	B	0.500	0.250
ethene	74-85-1		U	0.500	0.250
ethane	74-84-0		U	0.500	0.250

U Not detected at or above adjusted sample detection limit
B Analyte present in method blank

Sample Number: **L0612459-01**
Client ID: **12WW21**
Matrix: **Water**
Workgroup Number: **WG230052**
Collect Date: **12/18/2006 15:15**
Sample Tag: **01**

PrePrep Method: **NONE**
Prep Method: **415.1**
Analytical Method: **415.1**
Analyst: **DIH**
Dilution: **1**
Units: **mg/L**

Instrument: **TOC-VWP**
Prep Date: **12/21/2006 23:44**
Cal Date: **01/12/2006 10:36**
Run Date: **12/21/2006 23:44**
File ID: **TC12-21-2006.47**

Analyte	CAS. Number	Result	Qual	PQL	SQL
Total Organic Carbon		3.14		1.00	0.500

Sample Number: **L0612459-01**
Client ID: **12WW21**
Matrix: **Water**
Workgroup Number: **WG230052**
Collect Date: **12/18/2006 15:15**
Sample Tag: **01**

PrePrep Method: **NONE**
Prep Method: **415.1**
Analytical Method: **415.1**
Analyst: **DIH**
Dilution: **1**
Units: **mg/L**

Instrument: **TOC-VWP**
Prep Date: **12/21/2006 23:44**
Cal Date: **01/12/2006 10:36**
Run Date: **12/21/2006 23:44**
File ID: **TC12-21-2006.47**

Analyte	CAS. Number	Result	Qual	PQL	SQL
Total Inorganic Carbon		8.61		1.00	0.500

Sample Number: **L0612459-01**
Client ID: **12WW21**
Matrix: **Water**
Workgroup Number: **WG230223**
Collect Date: **12/18/2006 15:15**
Sample Tag: **01**

PrePrep Method: **NONE**
Prep Method: **5030B**
Analytical Method: **8260B**
Analyst: **CMS**
Dilution: **1**
Units: **ug/L**

Instrument: **HPMS8**
Prep Date: **12/26/2006 17:49**
Cal Date: **12/14/2006 12:53**
Run Date: **12/26/2006 17:49**
File ID: **8M333030**

Analyte	CAS. Number	Result	Qual	PQL	SQL
1,1,1-Trichloroethane	71-55-6		U	5.00	0.250
1,1,2,2-Tetrachloroethane	79-34-5		U	5.00	0.125
1,1,2-Trichloro-1,2,2-Trifluoroethane	76-13-1		U	10.0	0.250
1,1,2-Trichloroethane	79-00-5		U	5.00	0.250
1,1-Dichloroethane	75-34-3		U	5.00	0.125
1,1-Dichloroethene	75-35-4		U	5.00	0.500
1,2,4-Trichlorobenzene	120-82-1		U	5.00	0.200

Report Number: **L0612459**
Report Date : **January 2, 2007**

00047422

Sample Number: **L0612459-01**
Client ID: **12WW21**
Matrix: **Water**
Workgroup Number: **WG230223**
Collect Date: **12/18/2006 15:15**
Sample Tag: **01**

PrePrep Method: **NONE**
Prep Method: **5030B**
Analytical Method: **8260B**
Analyst: **CMS**
Dilution: **1**
Units: **ug/L**

Instrument: **HPMS8**
Prep Date: **12/26/2006 17:49**
Cal Date: **12/14/2006 12:53**
Run Date: **12/26/2006 17:49**
File ID: **8M333030**

Analyte	CAS. Number	Result	Qual	PQL	SQL
1,2-Dibromo-3-chloropropane	96-12-8		U	5.00	1.00
1,2-Dibromoethane	106-93-4		U	5.00	0.250
1,2-Dichlorobenzene	95-50-1		U	5.00	0.125
1,2-Dichloroethane	107-06-2		U	5.00	0.250
cis-1,2-Dichloroethene	156-59-2		U	10.0	0.250
trans-1,2-Dichloroethene	156-60-5		U	5.00	0.250
1,2-Dichloropropane	78-87-5		U	5.00	0.200
1,3-Dichlorobenzene	541-73-1		U	5.00	0.250
1,4-Dichlorobenzene	106-46-7		U	5.00	0.125
2-Butanone	78-93-3		U	10.0	2.50
2-Hexanone	591-78-6		U	10.0	2.50
4-Methyl-2-pentanone	108-10-1		U	10.0	2.50
Acetone	67-64-1		U	10.0	2.50
Benzene	71-43-2		U	5.00	0.125
Bromodichloromethane	75-27-4		U	5.00	0.250
Bromoform	75-25-2		U	5.00	0.500
Bromomethane	74-83-9		U	10.0	0.500
Carbon disulfide	75-15-0		U	5.00	0.500
Carbon tetrachloride	56-23-5		U	5.00	0.250
Chlorobenzene	108-90-7		U	5.00	0.125
Chloroethane	75-00-3		U	10.0	0.500
Chloroform	67-66-3		U	5.00	0.125
Chloromethane	74-87-3		U	10.0	0.250
cis-1,3-Dichloropropene	10061-01-5		U	5.00	0.250
Cyclohexane	110-82-7		U	10.0	0.250
Dibromochloromethane	124-48-1		U	5.00	0.250
Dichlorodifluoromethane	75-71-8		U	10.0	0.250
Ethyl benzene	100-41-4		U	5.00	0.250
Isopropylbenzene	98-82-8		U	5.00	0.250
Methyl acetate	79-20-9		U	10.0	0.250
Methyl tert-butyl ether	1634-04-4		U	5.00	0.500
Methylcyclohexane	108-87-2		U	10.0	0.250
Methylene chloride	75-09-2		U	5.00	0.250
Styrene	100-42-5		U	5.00	0.125
Tetrachloroethene	127-18-4		U	5.00	0.250
Toluene	108-88-3		U	5.00	0.250
trans-1,3-Dichloropropene	10061-02-6		U	5.00	0.500
Trichloroethene	79-01-6		U	5.00	0.250
Trichlorofluoromethane	75-69-4		U	10.0	0.250
Vinyl chloride	75-01-4		U	10.0	0.250
Xylenes, Total	1330-20-7		U	5.00	0.500

Surrogate	% Recovery	Lower	Upper	Qual
1,2-Dichloroethane-d4	99.7	80	120	
Dibromofluoromethane	94.8	86	118	
p-Bromofluorobenzene	102	86	115	
Toluene-d8	95.3	88	110	

U Not detected at or above adjusted sample detection limit

Report Number: **L0612459**
Report Date : **January 2, 2007**

00047423

Sample Number: **L0612459-01**
Client ID: **12WW21**
Matrix: **Water**
Workgroup Number: **WG230037**
Collect Date: **12/18/2006 15:15**
Sample Tag: **01**

PrePrep Method: **NONE**
Prep Method: **300.0**
Analytical Method: **300.0**
Analyst: **JWR**
Dilution: **1**
Units: **mg/L**

Instrument: **IC2**
Prep Date: **12/19/2006 14:40**
Cal Date: **12/08/2006 18:15**
Run Date: **12/19/2006 14:40**
File ID: **I2121906.25**

Analyte	CAS. Number	Result	Qual	PQL	SQL
Chloride	16887-00-6	369	I	0.200	0.100
Nitrate	14797-55-8		U	0.600	0.100
Sulfate	14808-79-8	317	I	1.00	0.500

U Not detected at or above adjusted sample detection limit
I Semiquantitative result (out of instrument calibration range)

Sample Number: **L0612459-01**
Client ID: **12WW21**
Matrix: **Water**
Workgroup Number: **WG230037**
Collect Date: **12/18/2006 15:15**
Sample Tag: **DL02**

PrePrep Method: **NONE**
Prep Method: **300.0**
Analytical Method: **300.0**
Analyst: **JWR**
Dilution: **200**
Units: **mg/L**

Instrument: **IC2**
Prep Date: **12/19/2006 21:55**
Cal Date: **12/08/2006 18:15**
Run Date: **12/19/2006 21:55**
File ID: **I2121906.50**

Analyte	CAS. Number	Result	Qual	PQL	SQL
Chloride	16887-00-6	1560		40.0	20.0
Nitrate	14797-55-8		U	120	20.0
Nitrite	14797-65-0		U	80.0	20.0
Sulfate	14808-79-8	436		200	100

U Not detected at or above adjusted sample detection limit

Sample Number: **L0612459-01**
Client ID: **12WW21**
Matrix: **Water**
Workgroup Number: **WG230037**
Collect Date: **12/18/2006 15:15**
Sample Tag: **DL01**

PrePrep Method: **NONE**
Prep Method: **300.0**
Analytical Method: **300.0**
Analyst: **JWR**
Dilution: **10**
Units: **mg/L**

Instrument: **IC2**
Prep Date: **12/19/2006 21:38**
Cal Date: **12/08/2006 18:15**
Run Date: **12/19/2006 21:38**
File ID: **I2121906.49**

Analyte	CAS. Number	Result	Qual	PQL	SQL
Chloride	16887-00-6	1170	I	2.00	1.00
Nitrate	14797-55-8		U	6.00	1.00
Nitrite	14797-65-0		U	4.00	1.00
Sulfate	14808-79-8	415		10.0	5.00

U Not detected at or above adjusted sample detection limit
I Semiquantitative result (out of instrument calibration range)

WORKGROUP SUMMARY BY METHOD

WORKGROUP SUMMARY BY METHOD

00047425

Analysis: Dissolved Gases
Analytical Method: RSK175
Workgroup: WG229899

Lab ID	Client ID	Tclp Date	Prep Date	Analysis Date	Tag	Inst Id	Analyst
L0612459-01	12WW21			12/19/06 20:05	01	HP16	JLS

Analysis: Dissolved Gases
Extraction Method: 5021
Workgroup: WG229899

Lab ID	Client ID	Tclp Date	Prep Date	Analysis Date	Tag	Inst Id	Analyst
L0612459-01	12WW21				229899	HP16	JLS

Analysis: Common Anions
Analytical Method: 300.0
Workgroup: WG230037

Lab ID	Client ID	Tclp Date	Prep Date	Analysis Date	Tag	Inst Id	Analyst
L0612459-01	12WW21			12/19/06 14:40	01	IC2	JWR
L0612459-01	12WW21			12/19/06 21:38	DL01	IC2	JWR
L0612459-01	12WW21			12/19/06 21:55	DL02	IC2	JWR

Analysis: Common Anions
Extraction Method: METHOD
Workgroup: WG230037

Lab ID	Client ID	Tclp Date	Prep Date	Analysis Date	Tag	Inst Id	Analyst
L0612459-01	12WW21		12/19/06 09:34			FILTER	JWR

WORKGROUP SUMMARY BY METHOD

00047426

Analysis: Total Organic Carbon
Analytical Method: 415.1
Workgroup: WG230052

Lab ID	Client ID	Tclp Date	Prep Date	Analysis Date	Tag	Inst Id	Analyst
L0612459-01	12WW21			12/21/06 23:44	01	TOC-VWP	DIH
L0612459-01	12WW21			12/21/06 23:44	01	TOC-VWP	DIH

Analysis: Total Organic Carbon
Extraction Method: METHOD
Workgroup: WG230052

Lab ID	Client ID	Tclp Date	Prep Date	Analysis Date	Tag	Inst Id	Analyst
L0612459-01	12WW21			12/21/06 23:44	01	TOC-VWP	DIH

Analysis: Special List - 8260
Analytical Method: 8260B
Workgroup: WG230223

Lab ID	Client ID	Tclp Date	Prep Date	Analysis Date	Tag	Inst Id	Analyst
L0612459-01	12WW21			12/26/06 17:49	01	HPMS8	CMS

Analysis: Special List - 8260
Extraction Method: 5030B
Workgroup: WG230223

Lab ID	Client ID	Tclp Date	Prep Date	Analysis Date	Tag	Inst Id	Analyst
L0612459-01	12WW21				230223	HPMS8	CMS

Kemron Environmental Services
Analyst Listing
January 2, 2007

AJF - AMANDA J. FICKIESEN
ALB - ANNIE L. BOCK
ALT - ANN L. THAYER
ARA - ADRIAN R. ACHTERMANN
ASP - AARON S. PETRIE
BRG - BRENDA R. GREGORY
CAA - CASSIE A. AUGENSTEIN
CAF - CHERYL A. FLOWERS
CAK - CHERYL A. KOELSCH
CEB - CHAD E. BARNES
CFB - CHAD F. BOOK
CLC - CHRYS L. CRAWFORD
CLS - CARA L. STRICKLER
CLW - CHARISSA L. WINTERS
CM - CHARLIE MARTIN
CMS - CRYSTAL M. STEPHENS
CPD - CHAD P. DAVIS
CSA - LUCINDA S. ARNOLD
CSH - CHRIS S. HILL
DAS - DALLAS A. SULLIVAN
DD - DIANE M. DENNIS
DDE - DEBRA D. ELLIOTT
DEL - DON E. LIGHTFRITZ
DEV - DAVID E. VANDENBERG
DGB - DOUGLAS G. BUTCHER
DIH - DEANNA I. HESSON
DLB - DAVID L. BUMGARNER
DLP - DOROTHY L. PAYNE
DLR - DIANNA L. RAUCH
DR - DEANNA ROBERTS
DRP - DAVE R. PITZER
DSF - DEBRA S. FREDERICK
DSM - DAVID S. MOSSOR
DST - DENNIS S. TEPE
ECL - ERIC C. LAWSON
ED - EMILY E. DECKER
FJB - FRANCES J. BOLDEN
HAV - HEMA VILASAGAR
JAL - JOHN A. LENT
JKT - JANE K. THOMPSON
JLS - JANICE L. SCHIMMEL
JNB - JOSHUA N. BOOTH
JS - JENNIFER L. SOUTHALL
JWR - JOHN W. RICHARDS
JWS - JACK W. SHEAVES
JYH - JI Y. HU
KCZ - KEVIN C. ZUMBRO
KEB - KATHRYN E. BARNES
KHR - KIM H. RHODES
KRA - KATHY R. ALBERTSON
LKN - LINDA K. NEDEFF
LSB - LESLIE S. BUCINA
MDA - MIKE D. ALBERTSON
MDC - MICHAEL D. COCHRAN
MES - MARY E. SCHILLING
MKZ - MARILYN K. ZUMBRO
MLR - MARY L. ROCHOTTE
MLS - MICHAEL L. SCHIMMEL
MMB - MAREN M. BEERY
MSW - MATT S. WILSON
NJB - NATALIE J. BOOTH
PAS - PATRICK A. STREET
PJM - PAUL J. MILLER
RB - ROBERT BUCHANAN
REK - ROBERT E. KYER
RNP - RICK N. PETTY
RWC - RODNEY W. CAMPBELL
SLM - STEPHANIE L. MOSSBURG
SLP - SHERI L. PFALZGRAF
SMH - SHAUNA M. HYDE
TMB - TIFFANY M. BAILEY
TMM - TAMMY M. MORRIS
VC - VICKI COLLIER
WFM - WALTER F. MARTIN

KEMRON Environmental Services

List of Valid Qualifiers

January 02, 2007

00047428

Qualkey: STD

Qualifier	Description
*	Surrogate or spike compound out of range
+	Correlation coefficient for the MSA is less than 0.995
<	Result is less than the associated numerical value.
>	Result is greater than the associated numerical value.
A	See the report narrative
B	Analyte present in method blank
C	Confirmed by GC/MS
CG	Confluent growth
DL	Surrogate or spike compound was diluted out
E	Estimated concentration due to sample matrix interference
EDL	Elevated sample reporting limits, presence of non-target analytes
EMPC	Estimated Maximum Possible Concentration
FL	Free Liquid
I	Semiquantitative result (out of instrument calibration range)
J	The analyte was positively identified, but the quantitation was below the RL
J,B	Analyte detected in both the method blank and sample above the MDL.
J,P	ESTIMATE & COLUMNS DON'T AGREE TO WITHIN 40%
L	Sample reporting limits elevated due to matrix interference
M	Matrix effect; the concentration is an estimate due to matrix effect.
N	Tentatively identified compound(TIC)
NA	Not applicable
ND	Not detected at or above the reporting limit
NF	Not found by library search
NFL	No free liquid
NI	Non-ignitable
NR	Analyte is not required to be analyzed
NS	Not spiked
P	Concentrations >40% difference between the two GC columns
Q	One or more quality control criteria fail. See narrative.
QNS	Quantity of sample not sufficient to perform analysis
RA	Reanalysis confirms reported results
RE	Reanalysis confirms sample matrix interference
S	Analyzed by method of standard addition
SMI	Sample matrix interference on surrogate
SP	Reported results are for spike compounds only
TIC	Library Search Compound
TNTC	Too numerous to count
U	Undetected; the concentration is below the reported MDL.
UJ	Undetected; the MDL and RL are estimated due to quality control discrepancies.
W	Post-digestion spike for furnace AA out of control limits
X	Exceeds regulatory limit
Z	Cannot be resolved from isomer - see below

*****Special Notes for Organic Analytes**

1. Acrolein and acrylonitrile by method 624 are semi-quantitative screens only.
2. 1,2-Diphenylhydrazine is unstable and is reported as azobenzene.
3. N-nitrosodiphenylamine cannot be separated from diphenylamine.
4. 3-Methylphenol and 4-Methylphenol are unresolvable compounds.
5. m-Xylene and p-Xylene are unresolvable compounds.
6. The reporting limits for Appendix II/IX compounds by method 8270 are based on EPA estimated PQLs referenced in 40 CFR Part 264, Appendix IX. They are not always achievable for every compound an are matrix dependent.

Organic QA/QC

KEMRON Environmental Services
Data Checklist

00047430

Date: 14-DEC-2006
Analyst: CMS
Analyst: NA
Method: 8260B/624
Instrument: HPMS8
Curve Workgroup: NA
Runlog ID: 13772
Analytical Workgroups: WG229453;WG229530

System Performance Check	X
BFB	X
Initial Calibration	X
Average RF	X
Linear Reg or Higher Order Curve	X
Second Source standard % Difference	X
Continuing Calibration /Check Standards	X
Project/Client Specific Requirements	X
Special Standards	NA
Blanks	X
TCL's	X
Surrogates	X
LCS (Laboratory Control Sample)	X
Recoveries	X
Surrogates	X
MS/MSD/Duplicates	X
Samples	X
TCL Hits	X
Spectra of TCL Hits	X
Surrogates	X
Internal Standards Criteria	X
Library Searches	NA
Calculations & Correct Factors	X
Dilutions Run	NA
Reruns	X
Manual Integrations	X
Case Narrative	X
Results Reporting/Data Qualifiers	X
KOBRA Workgroup Data	X
Check for Completeness	X
Primary Reviewer	CMS
Secondary Reviewer	MDA
Check for compliance with method and project specific requirements	X
Check the completeness of reported information	X
Check the information for the report narrative	X
Check the reasonableness of the results	X

Primary Reviewer:
15-DEC-2006

Secondary Reviewer:
15-DEC-2006

Generated: DEC-15-2006 13:00:27

KEMRON Environmental Services
Data Checklist

00047431

Date: 26-DEC-2006
Analyst: CMS
Analyst: NA
Method: 8260B
Instrument: HPMS8
Curve Workgroup: NA
Runlog ID: 13940
Analytical Workgroups: WG230223

System Performance Check	X
BFB	X
Initial Calibration	X
Average RF	X
Linear Reg or Higher Order Curve	X
Second Source standard % Difference	X
Continuing Calibration /Check Standards	X
Project/Client Specific Requirements	X
Special Standards	NA
Blanks	X
TCL's	X
Surrogates	X
LCS (Laboratory Control Sample)	X
Recoveries	X
Surrogates	X
MS/MSD/Duplicates	X
Samples	X
TCL Hits	X
Spectra of TCL Hits	X
Surrogates	X
Internal Standards Criteria	X
Library Searches	NA
Calculations & Correct Factors	X
Dilutions Run	X
Reruns	X
Manual Integrations	X
Case Narrative	X
Results Reporting/Data Qualifiers	X
KOBRA Workgroup Data	X
Check for Completeness	X
Primary Reviewer	CMS
Secondary Reviewer	MDA
Check for compliance with method and project specific requirements	X
Check the completeness of reported information	X
Check the information for the report narrative	X
Check the reasonableness of the results	X

Primary Reviewer:
27-DEC-2006

Secondary Reviewer:
29-DEC-2006

Generated: DEC-29-2006 11:04:57

KEMRON Environmental Services

Instrument Run Log

00047432

Instrument: HPMS8 Dataset: 121406
Analyst1: CMS Analyst2: NA
Method: 8260B SOP: MSV01 Rev: 10
Method: 624 SOP: MSV10 Rev: 9
Method: 5030B SOP: PAT01 Rev: 10
Maintenance Log ID: 17063

Internal Standard: STD16671 Surrogate Standard: STD16672
CCV: STD16803 LCS: STD16781 MS/MSD: STD16781

Column 1 ID: RTX502.2 Column 2 ID: NA
Workgroups: WG229453;WG229530

Comments:

Seq.	File ID	Sample Information	pH	Mat	Dil	Reference	Date/Time
1	8M332690	SYSTEM BLANK	NA	1	1		12/14/06 07:40
2	8M332691	WG229453-01 BFB 50ng STD 8260	NA	1	1	STD16662	12/14/06 08:16
3	8M332692	WG229453-02 0.30ug/L STD 8260	NA	1	1	STD16805	12/14/06 08:48
4	8M332693	WG229453-03 0.40ug/L STD 8260	NA	1	1	STD16803	12/14/06 09:18
5	8M332694	WG229453-04 1ug/L STD 8260	NA	1	1	STD16803	12/14/06 09:49
6	8M332695	WG229453-05 2ug/L STD 8260	NA	1	1	STD16803	12/14/06 10:21
7	8M332696	WG229453-06 5ug/L STD 8260	NA	1	1	STD16803	12/14/06 10:51
8	8M332697	WG229453-07 20ug/L STD 8260	NA	1	1	STD16803	12/14/06 11:21
9	8M332698	WG229453-08 50ug/L STD 8260	NA	1	1	STD16803	12/14/06 11:52
10	8M332699	WG229453-09 100ug/L STD 8260	NA	1	1	STD16803	12/14/06 12:22
11	8M332700	WG229453-10 200ug/L STD 8260	NA	1	1	STD16803	12/14/06 12:53
12	8M332701	SYSTEM BLANK	NA	1	1		12/14/06 13:23
13	8M332702	SYSTEM BLANK	NA	1	1		12/14/06 13:54
14	8M332703	WG229453-11 20ug/L ALT SOURCE STD 8	NA	1	1	STD16781	12/14/06 14:25
15	8M332704	WG229529-01 BFB 50ng STD 8260	NA	1	1	STD16662	12/14/06 14:56
16	8M332705	WG229529-02 50ug/L STD 8260	NA	1	1	STD16803	12/14/06 15:25
17	8M332706	WG229530-01 VBLK1214 BLANK 8260	NA	1	1		12/14/06 15:56
18	8M332707	WG229530-01 VBLK1214 BLANK 8260	NA	1	1		12/14/06 16:27
19	8M332708	WG229530-02 20ug/L LCS STD 8260	NA	1	1	STD16781	12/14/06 16:58
20	8M332709	WG229530-06 FBLK1205 FLUID BLK	NA	17	1		12/14/06 17:29
21	8M332710	L0612203-07 A 826-SPE	<2	1	1		12/14/06 17:59
22	8M332711	L0612201-02 A 826-SPE	<2	1	1		12/14/06 18:29
23	8M332712	L0612201-03 MS A 826-SPE	<2	1	1	STD16781	12/14/06 18:59
24	8M332713	L0612201-04 MSD A 826-SPE	<2	1	1	STD16781	12/14/06 19:30
25	8M332714	L0612187-09 A 826-SPE1	<2	1	1		12/14/06 20:00
26	8M332715	L0612201-01 A 826-SPE	=4	1	1		12/14/06 20:30
27	8M332716	L0612201-05 A 826-SPE	<2	1	1		12/14/06 21:01
28	8M332717	L0612202-01 A 826-SPE	=7	1	1		12/14/06 21:32
29	8M332718	L0612202-02 A 826-SPE	<2	1	1		12/14/06 22:02
30	8M332719	L0612202-03 A 826-SPE	<2	1	1		12/14/06 22:33
31	8M332720	L0612202-04 A 826-SPE	<2	1	1		12/14/06 23:04
32	8M332721	L0612203-01 A 826-SPE	=7	1	1		12/14/06 23:34

Approved: December 15, 2006

KEMRON Environmental Services

Instrument Run Log

00047433

Instrument: HPMS8 Dataset: 121406
Analyst1: CMS Analyst2: NA
Method: 8260B SOP: MSV01 Rev: 10
Method: 624 SOP: MSV10 Rev: 9
Method: 5030B SOP: PAT01 Rev: 10
Maintenance Log ID: 17063

Internal Standard: STD16671 Surrogate Standard: STD16672
CCV: STD16803 LCS: STD16781 MS/MSD: STD16781

Column 1 ID: RTX502.2 Column 2 ID: NA
Workgroups: WG229453;WG229530

Seq.	File ID	Sample Information	pH	Mat	Dil	Reference	Date/Time
33	8M332722	L0612203-02 A 826-SPE	=7	1	1		12/15/06 00:05
34	8M332723	L0612203-03 A 826-SPE	=7	1	1		12/15/06 00:36
35	8M332724	L0612203-04 A 826-SPE	=7	1	1		12/15/06 01:06
36	8M332725	L0612203-05 A 826-SPE	=7	1	1		12/15/06 01:37
37	8M332726	L0612203-06 A 826-SPE	=7	1	1		12/15/06 02:07
38	8M332727	L0612187-01 A 826-SPE1	<2	1	1		12/15/06 02:38
39	8M332728	WG229530-07 624 BLANK	NA	2	1		12/15/06 03:09
40	8M332729	L0612337-01 A 624-SPE	=7	2	1		12/15/06 03:39
41	8M332730	L0612337-02 A 624-SPE	=7	2	1		12/15/06 04:10

Comments

Seq.	Rerun	Dil.	Reason	Analytes
17	X		Carry-over contamination	
File ID: 8M332706				
	DNR			
22	X	5	Over Calibration Range	PCE
File ID: 8M332711				
25	X		Carry-over contamination	
File ID: 8M332714				
	DNR			
26	X	5	Over Calibration Range	PCE
File ID: 8M332715				
28	X	50	Over Calibration Range	Acetone, 2-Butanone, cis-1,2-DCE
File ID: 8M332717				
29	X		Carry-over contamination	
File ID: 8M332718				
	DNR			
33	X	5	Over Calibration Range	TCE
File ID: 8M332722				
36	X	5	Over Calibration Range	PCE

Approved: December 15, 2006

KEMRON Environmental Services

Instrument Run Log

00047434

Instrument: HPMS8 Dataset: 121406

Analyst1: CMS Analyst2: NA

Method: 8260B SOP: MSV01 Rev: 10

Method: 624 SOP: MSV10 Rev: 9

Method: 5030B SOP: PAT01 Rev: 10

Maintenance Log ID: 17063

Internal Standard: STD16671 Surrogate Standard: STD16672

CCV: STD16803 LCS: STD16781 MS/MSD: STD16781

Column 1 ID: RTX502.2 Column 2 ID: NA

Workgroups: WG229453;WG229530

Comments

Seq.	Rerun	Dil.	Reason	Analytes
File ID: 8M332725				
37	X	5	Over Calibration Range	PCE
File ID: 8M332726				
38	X		Carry-over contamination	
File ID: 8M332727				
	DNR			

Approved: December 15, 2006

KEMRON Environmental Services

Instrument Run Log

00047435

Instrument: HPMS8 Dataset: 122606

Analyst1: CMS Analyst2: NA

Method: 8260B SOP: MSV01 Rev: 10

Method: 5030B SOP: PAT01 Rev: 10

Maintenance Log ID: 17200

Internal Standard: STD16883 Surrogate Standard: STD16884

CCV: STD16922 LCS: STD16781 MS/MSD: STD16929

Column 1 ID: RTX502.2 Column 2 ID: NA

Workgroups: WG230223

Comments:

Seq.	File ID	Sample Information	pH	Mat	Dil	Reference	Date/Time
1	8M333009	WG230222-01 BFB 50ng STD 8260	NA	1	1	STD16662	12/26/06 07:17
2	8M333010	WG230222-01 BFB 50ng STD 8260	NA	1	1	STD16662	12/26/06 07:35
3	8M333011	WG230222-01 BFB 50ng STD 8260	NA	1	1	STD16662	12/26/06 08:03
4	8M333012	WG230222-02 50ug/L STD 8260	NA	1	1	STD16907	12/26/06 08:34
5	8M333013	WG230222-02 50ug/L STD 8260	NA	1	1	STD16922	12/26/06 09:14
6	8M333014	WG230223-01 VBLK1226 BLANK 8260	NA	1	1		12/26/06 09:44
7	8M333015	WG230223-01 VBLK1226 BLANK 8260	NA	1	1		12/26/06 10:14
8	8M333016	WG230223-02 20ug/L LCS STD 8260	NA	1	1	STD16781	12/26/06 10:44
9	8M333017	L0612339-06 C 5000X 826-SPE D2	=2.5	1	5000		12/26/06 11:15
10	8M333018	L0612533-02 A 826-SPE	<2	1	1		12/26/06 11:46
11	8M333019	L0612396-06 B 826-SPE	<2	1	1		12/26/06 12:16
12	8M333020	L0612396-07 A 826-SPE	<2	1	1		12/26/06 12:46
13	8M333021	L0612396-08 A 826-SPE	<2	1	1		12/26/06 13:16
14	8M333022	L0612396-12 A 826-SPE	<2	1	1		12/26/06 13:47
15	8M333023	L0612396-13 A 826-SPE	<2	1	1		12/26/06 14:17
16	8M333024	L0612533-06 A 826-SPE	<2	1	1		12/26/06 14:48
17	8M333025	L0612533-08 A 826-SPE	<2	1	1		12/26/06 15:18
18	8M333026	WG230223-03 L0612533-09 A 826-SPE	<2	1	1		12/26/06 15:49
19	8M333027	WG230223-04 L0612533-10 MS A 826-SP	<2	1	1	STD16929	12/26/06 16:19
20	8M333028	WG230223-05 L0612533-11 MSD A 826-S	<2	1	1	STD16929	12/26/06 16:49
21	8M333029	L0612533-12 A 826-SPE	<2	1	1		12/26/06 17:19
22	8M333030	L0612459-01 A 826-SPE	<2	1	1		12/26/06 17:49
23	8M333031	L0612458-03 A 826-SPE	<2	1	1		12/26/06 18:20
24	8M333032	L0612458-02 A 826-SPE	<2	1	1		12/26/06 18:50
25	8M333033	L0612458-01 A,B 826-SPE	<2	1	1		12/26/06 19:20
26	8M333034	SYSTEM BLANK	NA	1	1		12/26/06 19:51

Comments

Seq.	Rerun	Dil.	Reason	Analytes
1	X			

File ID: 8M333009

Approved: December 29, 2006

KEMRON Environmental Services

Instrument Run Log

00047436

Instrument: HPMS8 Dataset: 122606

Analyst1: CMS Analyst2: NA

Method: 8260B SOP: MSV01 Rev: 10

Method: 5030B SOP: PAT01 Rev: 10

Maintenance Log ID: 17200

Internal Standard: STD16883 Surrogate Standard: STD16884

CCV: STD16922 LCS: STD16781 MS/MSD: STD16929

Column 1 ID: RTX502.2 Column 2 ID: NA

Workgroups: WG230223

Comments

Seq.	Rerun	Dil.	Reason	Analytes
	Tune failed/DNR			
2	X			
File ID: 8M333010				
	Tune failed/DNR-Replaced septa after injection			
4	X		Check Standard Failure	
File ID: 8M333012				
	DNR			
6	X		Carry-over contamination	
File ID: 8M333014				
	DNR			
16	X	10	Over Calibration Range	Benzene
File ID: 8M333024				
17	X	20	Over Calibration Range	MTBE
File ID: 8M333025				
18	X	5	Over Calibration Range	MTBE
File ID: 8M333026				

Approved: December 29, 2006

KEMRON Environmental Services
HOLDING TIMES
EQUIVALENT TO AFCEE FORM 9

00047437

Analytical Method: 8260B

AAB#: WG230223

Login Number: L0612459

Client ID	Date Collected	Date Received	Date Extracted	Max Hold Time Ext.	Time Held Ext.	Date Analyzed	Max Hold Time Anal	Time Held Anal.	Q
12WW21	12/18/06	12/19/06	12/26/06	14	8.11	12/26/06	14	8.11	

* EXT = SEE PROJECT QAPP REQUIREMENTS
*ANAL = SEE PROJECT QAPP REQUIREMENTS

KEMRON FORMS - Modified 11/20/2006
Version 1.5 PDF File ID: 661271
Report generated 12/29/2006 14:14

KEMRON Environmental Services

SURROGATE STANDARDS

00047438

Login Number: L0612459
Instrument Id: HPMS8
Workgroup (AAB#): WG230223

Method: 8260
CAL ID: HPMS8-14-DEC-06
Matrix: Water

Sample Number	Dilution	Tag	1	2	3	4
L0612459-01	1.00	01	99.7	94.8	102	95.3
WG230223-01	1.00	01	92.1	92.3	104	95.3
WG230223-02	1.00	01	92.6	94.3	103	94.6

Surrogates	Surrogate Limits		
1 - 1,2-Dichloroethane-d4	80	-	120
2 - Dibromofluoromethane	86	-	118
3 - p-Bromofluorobenzene	86	-	115
4 - Toluene-d8	88	-	110

Underline = Result out of surrogate limits

DL = surrogate diluted out
ND = surrogate not detected

KEMRON FORMS - Modified 09/27/2006
Version 1.5 PDF File ID: 661281
Report generated 12/29/2006 14:15

KEMRON Environmental Services

METHOD BLANK SUMMARY 00047439

Login Number: L0612459
Blank File ID: 8M333015
Prep Date: 12/26/06 10:14
Analyzed Date: 12/26/06 10:14
Analyst: CMS

Work Group: WG230223
Blank Sample ID: WG230223-01
Instrument ID: HPMS8
Method: 8260B

This Method Blank Applies To The Following Samples:

Client ID	Lab Sample ID	Lab File ID	Time Analyzed	TAG
LCS	WG230223-02	8M333016	12/26/06 10:44	01
12WW21	L0612459-01	8M333030	12/26/06 17:49	01

KEMRON FORMS - Modified 12/07/2006
Version 1.5 PDF File ID: 661272
Report generated 12/29/2006 14:14

KEMRON Environmental Services

METHOD BLANK REPORT

00047440

Login Number: L0612459 Prep Date: 12/26/06 10:14 Sample ID: WG230223-01
Instrument ID: HPMS8 Run Date: 12/26/06 10:14 Prep Method: 5030B
File ID: 8M333015 Analyst: CMS Method: 8260B
Workgroup (AAB#): WG230223 Matrix: Water Units: ug/L
Contract #: DACA56-94-D-0020 Cal ID: HPMS8-14-DEC-06

Analytes	SQL	PQL	Concentration	Dilution	Qualifier
1,1,1-Trichloroethane	0.250	5.00	0.250	1	U
1,1,2,2-Tetrachloroethane	0.125	5.00	0.125	1	U
1,1,2-Trichloro-1,2,2-Trifluoroethane	0.250	10.0	0.250	1	U
1,1,2-Trichloroethane	0.250	5.00	0.250	1	U
1,1-Dichloroethane	0.125	5.00	0.125	1	U
1,1-Dichloroethene	0.500	5.00	0.500	1	U
1,2,4-Trichlorobenzene	0.200	5.00	0.200	1	U
1,2-Dibromo-3-chloropropane	1.00	5.00	1.00	1	U
1,2-Dibromoethane	0.250	5.00	0.250	1	U
1,2-Dichlorobenzene	0.125	5.00	0.125	1	U
1,2-Dichloroethane	0.250	5.00	0.250	1	U
cis-1,2-Dichloroethene	0.250	10.0	0.250	1	U
trans-1,2-Dichloroethene	0.250	5.00	0.250	1	U
1,2-Dichloropropane	0.200	5.00	0.200	1	U
1,3-Dichlorobenzene	0.250	5.00	0.250	1	U
1,4-Dichlorobenzene	0.125	5.00	0.125	1	U
2-Butanone	2.50	10.0	2.50	1	U
2-Hexanone	2.50	10.0	2.50	1	U
4-Methyl-2-pentanone	2.50	10.0	2.50	1	U
Acetone	2.50	10.0	2.50	1	U
Benzene	0.125	5.00	0.125	1	U
Bromodichloromethane	0.250	5.00	0.250	1	U
Bromoform	0.500	5.00	0.500	1	U
Bromomethane	0.500	10.0	0.500	1	U
Carbon disulfide	0.500	5.00	0.500	1	U
Carbon tetrachloride	0.250	5.00	0.250	1	U
Chlorobenzene	0.125	5.00	0.125	1	U
Chloroethane	0.500	10.0	0.500	1	U
Chloroform	0.125	5.00	0.125	1	U
Chloromethane	0.250	10.0	0.250	1	U
cis-1,3-Dichloropropene	0.250	5.00	0.250	1	U
Cyclohexane	0.250	10.0	0.250	1	U
Dibromochloromethane	0.250	5.00	0.250	1	U
Dichlorodifluoromethane	0.250	10.0	0.250	1	U
Ethyl benzene	0.250	5.00	0.250	1	U
Isopropylbenzene	0.250	5.00	0.250	1	U
Methyl acetate	0.250	10.0	0.250	1	U
Methyl tert-butyl ether	0.500	5.00	0.500	1	U
Methylcyclohexane	0.250	10.0	0.250	1	U
Methylene chloride	0.250	5.00	0.250	1	U
Styrene	0.125	5.00	0.125	1	U
Tetrachloroethene	0.250	5.00	0.250	1	U

KEMRON FORMS - Modified 12/07/2006
Version 1.5 PDF File ID: 661273
Report generated 12/29/2006 14:14

KEMRON Environmental Services

METHOD BLANK REPORT

00047441

Login Number: L0612459 Prep Date: 12/26/06 10:14 Sample ID: WG230223-01
Instrument ID: HPMS8 Run Date: 12/26/06 10:14 Prep Method: 5030B
File ID: 8M333015 Analyst: CMS Method: 8260B
Workgroup (AAB#): WG230223 Matrix: Water Units: ug/L
Contract #: DACA56-94-D-0020 Cal ID: HPMS8-14-DEC-06

Analytes	SQL	PQL	Concentration	Dilution	Qualifier
Toluene	0.250	5.00	0.250	1	U
trans-1,3-Dichloropropene	0.500	5.00	0.500	1	U
Trichloroethene	0.250	5.00	0.250	1	U
Trichlorofluoromethane	0.250	10.0	0.250	1	U
Vinyl chloride	0.250	10.0	0.250	1	U
Xylenes, Total	0.500	5.00	0.500	1	U

Surrogates	% Recovery	Surrogate Limits	Qualifier
1,2-Dichloroethane-d4	92.1	80 - 120	PASS
Dibromofluoromethane	92.3	86 - 118	PASS
p-Bromofluorobenzene	104	86 - 115	PASS
Toluene-d8	95.3	88 - 110	PASS

MDL Method Detection Limit
RL Reporting/quantitation Limit

* Analyte concentration > RL

KEMRON FORMS - Modified 12/07/2006
Version 1.5 PDF File ID: 661273
Report generated 12/29/2006 14:14

KEMRON Environmental Services

LABORATORY CONTROL SAMPLE (LCS)

00047442

Login Number: L0612459 Run Date: 12/26/2006 Sample ID: WG230223-02
Instrument ID: HPMS8 Run Time: 10:44 Prep Method: 5030B
File ID: 8M333016 Analyst: CMS Method: 8260B
Workgroup (AAB#): WG230223 Matrix: Water Units: ug/L
Contract #: DACA56-94-D-0020 Cal ID: HPMS8-14-DEC-06

Analytes	Expected	Found	% Rec	LCS Limits	Q
1,1,1-Trichloroethane	20.0	21.5	108	80 - 134	
1,1,2,2-Tetrachloroethane	20.0	20.6	103	79 - 125	
1,1,2-Trichloro-1,2,2-Trifluoroethane	20.0	20.9	104	80 - 130	
1,1,2-Trichloroethane	20.0	20.3	102	80 - 125	
1,1-Dichloroethane	20.0	20.4	102	80 - 125	
1,1-Dichloroethene	20.0	23.7	118	80 - 132	
1,2,4-Trichlorobenzene	20.0	22.4	112	65 - 135	
1,2-Dibromo-3-chloropropane	20.0	21.5	108	50 - 130	
1,2-Dibromoethane	20.0	21.8	109	80 - 125	
1,2-Dichlorobenzene	20.0	19.9	99.6	80 - 125	
1,2-Dichloroethane	20.0	20.6	103	80 - 129	
cis-1,2-Dichloroethene	20.0	23.1	115	70 - 125	
trans-1,2-Dichloroethene	20.0	21.5	107	80 - 127	
1,2-Dichloropropane	20.0	21.7	108	80 - 120	
1,3-Dichlorobenzene	20.0	20.3	101	80 - 120	
1,4-Dichlorobenzene	20.0	18.3	91.5	80 - 120	
2-Butanone	20.0	25.1	126	30 - 150	
2-Hexanone	20.0	21.6	108	55 - 130	
4-Methyl-2-pentanone	20.0	22.6	113	64 - 140	
Acetone	20.0	26.2	131	40 - 142	
Benzene	20.0	21.5	108	80 - 121	
Bromodichloromethane	20.0	21.5	107	80 - 131	
Bromoform	20.0	19.0	95.2	70 - 130	
Bromomethane	20.0	19.2	96.0	30 - 145	
Carbon disulfide	20.0	20.8	104	58 - 138	
Carbon tetrachloride	20.0	21.5	108	65 - 140	
Chlorobenzene	20.0	19.4	97.1	80 - 120	
Chloroethane	20.0	18.5	92.5	60 - 135	
Chloroform	20.0	19.5	97.4	80 - 125	
Chloromethane	20.0	20.6	103	40 - 125	
cis-1,3-Dichloropropene	20.0	20.4	102	70 - 130	
Cyclohexane	20.0	20.1	100	80 - 130	
Dibromochloromethane	20.0	21.5	107	60 - 135	
Dichlorodifluoromethane	20.0	19.0	94.9	50 - 133	
Ethyl benzene	20.0	21.4	107	80 - 122	
Isopropylbenzene	20.0	17.7	88.6	80 - 122	
Methyl acetate	20.0	22.0	110	80 - 130	
Methyl tert-butyl ether	20.0	25.5	127	65 - 125	*
Methylcyclohexane	20.0	20.7	103	80 - 130	
Methylene chloride	20.0	19.2	96.1	80 - 123	
Styrene	20.0	21.6	108	80 - 123	

KEMRON FORMS - Modified 12/15/2006
Version 1.5 PDF File ID: 661274
Report generated 12/29/2006 14:14

KEMRON Environmental Services

LABORATORY CONTROL SAMPLE (LCS)

00047443

Login Number: L0612459 Run Date: 12/26/2006 Sample ID: WG230223-02
Instrument ID: HPMS8 Run Time: 10:44 Prep Method: 5030B
File ID: 8M333016 Analyst: CMS Method: 8260B
Workgroup (AAB#): WG230223 Matrix: Water Units: ug/L
Contract #: DACA56-94-D-0020 Cal ID: HPMS8-14-DEC-06

Analytes	Expected	Found	% Rec	LCS Limits	Q
Tetrachloroethene	20.0	21.2	106	80 - 124	
Toluene	20.0	22.0	110	80 - 124	
trans-1,3-Dichloropropene	20.0	20.0	100	80 - 130	
Trichloroethene	20.0	21.9	110	80 - 122	
Trichlorofluoromethane	20.0	17.8	88.8	62 - 151	
Vinyl chloride	20.0	19.3	96.6	65 - 140	
Xylenes, Total	60.0	61.6	103	80 - 121	

Surrogates	% Recovery	Surrogate Limits	Qualifier
1,2-Dichloroethane-d4	92.6	80 - 120	PASS
Dibromofluoromethane	94.3	86 - 118	PASS
p-Bromofluorobenzene	103	86 - 115	PASS
Toluene-d8	94.6	88 - 110	PASS

* FAILS %REC LIMIT

KEMRON FORMS - Modified 12/15/2006
Version 1.5 PDF File ID: 661274
Report generated 12/29/2006 14:14

KEMRON ENVIRONMENTAL SERVICES
ORGANIC INSTRUMENT CHECK

00047444

BFB

Login Number: L0612459
Instrument: HPMS8
Analyst: CMS
Workgroup: WG229453

Tune ID: WG229453-01
Run Date: 12/14/2006
Run Time: 08:16
File ID: 8M332691
Cal ID: HPMS8-14-DEC-06

Target	Rel. to	Lower	Upper	Rel.	Raw	Result
50.0	95.0	15.0	40.0	23.6	11401	PASS
75.0	95.0	30.0	60.0	58.0	27962	PASS
95.0	95.0	100	100	100	48226	PASS
96.0	95.0	5.00	9.00	7.03	3391	PASS
173	174	0	2.00	0.282	107	PASS
174	95.0	50.0	100	78.8	37992	PASS
175	174	5.00	9.00	7.17	2724	PASS
176	174	95.0	101	100	38085	PASS
177	176	5.00	9.00	5.58	2127	PASS

This check relates to the following samples, MS, MSD:

Lab ID	Client ID	Tag	Date Analyzed	Q
WG229453-02	STD	01	12/14/2006 08:48	
WG229453-03	STD	01	12/14/2006 09:18	
WG229453-04	STD	01	12/14/2006 09:49	
WG229453-05	STD	01	12/14/2006 10:21	
WG229453-06	STD	01	12/14/2006 10:51	
WG229453-07	STD	01	12/14/2006 11:21	
WG229453-08	STD-CCV	01	12/14/2006 11:52	
WG229453-09	STD	01	12/14/2006 12:22	
WG229453-10	STD	01	12/14/2006 12:53	
WG229453-11	SSCV	01	12/14/2006 14:25	

* Sample past 12 hour tune limit

KEMRON FORMS - Modified 12/28/2006
Version 1.3 PDF File ID: 661277
Report generated 12/29/2006 14:14

KEMRON ENVIRONMENTAL SERVICES
ORGANIC INSTRUMENT CHECK

00047445

BFB

Login Number: L0612459
Instrument: HPMS8
Analyst: CMS
Workgroup: WG230222

Tune ID: WG230222-01
Run Date: 12/26/2006
Run Time: 08:03
File ID: 8M333011
Cal ID: HPMS8 -14-DEC-06

Target	Rel. to	Lower	Upper	Rel.	Raw	Result
50.0	95.0	15.0	40.0	22.4	21589	PASS
75.0	95.0	30.0	60.0	57.9	55818	PASS
95.0	95.0	100	100	100	96392	PASS
96.0	95.0	5.00	9.00	6.59	6353	PASS
173	174	0	2.00	0.215	151	PASS
174	95.0	50.0	100	72.7	70125	PASS
175	174	5.00	9.00	7.75	5434	PASS
176	174	95.0	101	96.2	67477	PASS
177	176	5.00	9.00	5.92	3994	PASS

This check relates to the following CCV:

Lab ID	Client ID	Date Analyzed	
WG230222-02	CCV	12/26/2006 09:14	

This check relates to the following samples & batch QC:

Lab ID	Client ID	Tag	Date Analyzed	Q
WG230223-01	BLANK	01	12/26/2006 10:14	
WG230223-02	LCS	01	12/26/2006 10:44	
L0612459-01	12WW21	01	12/26/2006 17:49	

* Sample past 12 hour tune limit

KEMRON FORMS - Modified 12/07/2006
Version 1.3 PDF File ID: 661278
Report generated 12/29/2006 14:14

KEMRON Environmental Services

INITIAL CALIBRATION SUMMARY

00047446

Login Number: L0612459
Analytical Method: 8260B
ICAL Workgroup: WG229453

Instrument ID: HPMS8
Initial Calibration Date: 14-DEC-06 12:53
Column ID: F

Analyte		AVG RF	% RSD	LINEAR (R)	QUAD(R^2)
1,1-Dichloroethene	CCC	0.5210	14.6		
1,2-Dichloropropane	CCC	0.2578	10.2		
Chloroform	CCC	0.7732	11.3		
Ethylbenzene	CCC	0.6185	7.34		
Toluene	CCC	1.573	9.00		
Vinyl Chloride	CCC	0.4609	25.8		1.00
1,1,2,2-Tetrachloroethane	SPCC	0.4923	12.4		
1,1-Dichloroethane	SPCC	0.6206	5.02		
Bromoform	SPCC	0.2686	7.08		
Chlorobenzene	SPCC	1.222	11.3		
Chloromethane	SPCC	0.5027	19.9		1.00
1,1,1-Trichloroethane		0.7339	8.13		
1,1,2-Trichloro-1,2,2-Trifluoroethane		0.3317	4.95		
1,1,2-Trichloroethane		0.2799	4.33		
1,2,4-Trichlorobenzene		0.9567	10.4		
1,2-Dibromo-3-Chloropropane		0.1123	9.63		
1,2-Dibromoethane		0.2732	7.54		
1,2-Dichlorobenzene		1.539	10.9		
1,2-Dichloroethane		0.5790	10.7		
1,3-Dichlorobenzene		1.677	7.66		
1,4-Dichlorobenzene		1.860	15.0		
2-Butanone		0.06018	14.2		
2-Hexanone		0.1343	17.2	1.00	
4-Methyl-2-Pentanone		0.05286	18.8	1.00	
Acetone		0.05666	5.94		
Benzene		1.114	6.20		
Bromodichloromethane		0.5337	7.09		
Bromomethane		0.2203	10.8		
Carbon Disulfide		0.8619	4.13		
Carbon Tetrachloride		0.6436	10.8		
Chloroethane		0.2109	4.46		
Cyclohexane		0.4105	23.6	1.00	
Dibromochloromethane		0.4123	5.71		
Dichlorodifluoromethane		0.5526	12.9		
Isopropylbenzene		1.839	16.9		1.00
Methyl Tert Butyl Ether		0.6355	14.8		
Methyl acetate		0.1181	11.7		
Methylcyclohexane		0.4230	10.1		
Methylene Chloride		0.3067	6.75		
Styrene		1.221	14.1		
Tetrachloroethene		0.3685	11.7		
Trichloroethene		0.3070	9.19		
Trichlorofluoromethane		0.8834	12.1		
cis-1,2-Dichloroethene		0.4775	9.77		
cis-1,3-Dichloropropene		0.4523	16.9	1.00	

KEMRON FORMS - Modified 12/13/2006
Version 1.5 PDF File ID: 661275
Report generated 12/29/2006 14:14

KEMRON Environmental Services

INITIAL CALIBRATION SUMMARY

00047447

Login Number: L0612459
Analytical Method: 8260B
ICAL Workgroup: WG229453

Instrument ID: HPMS8
Initial Calibration Date: 14-DEC-06 12:53
Column ID: F

Analyte		AVG RF	% RSD	LINEAR (R)	QUAD(R^2)
m-,p-Xylene		0.7603	8.80		
o-Xylene		0.6904	17.4		1.00
trans-1,2-Dichloroethene		0.4890	6.84		
trans-1,3-Dichloropropene		0.6096	9.55		

R = Correlation coefficient; 0.995 minimum
R^2 = Coefficient of determination; 0.99 minimum

KEMRON FORMS - Modified 12/13/2006
Version 1.5 PDF File ID: 661275
Report generated 12/29/2006 14:14

KEMRON Environmental Services

INITIAL CALIBRATION DATA

00047448

Login Number: L0612459

Analytical Method: 8260B

Instrument ID: HPMS8

Initial Calibration Date: 14-DEC-06 12:53

Column ID: F

Analyte	WG229453-02			WG229453-03			WG229453-04		
	CONC	RESP	RF	CONC	RESP	RF	CONC	RESP	RF
1,1-Dichloroethene	NA	NA	NA	0.400	2211.00000	0.3654	1.00	8611.00000	0.5505
1,2-Dichloropropane	NA	NA	NA	0.400	1288.00000	0.2129	1.00	4077.00000	0.2607
Chloroform	0.300	4404.00000	0.9418	0.400	5078.00000	0.8392	1.00	13170.0000	0.8420
Ethylbenzene	NA	NA	NA	0.400	2542.00000	0.5719	1.00	7106.00000	0.6074
Toluene	NA	NA	NA	0.400	5951.00000	1.339	1.00	17482.0000	1.494
Vinyl Chloride	NA	NA	NA	0.400	3932.00000	0.6498	1.00	9377.00000	0.5995
1,1,2,2-Tetrachloroethane	NA	NA	NA	0.400	1477.00000	0.5302	1.00	4477.00000	0.6038
1,1-Dichloroethane	NA	NA	NA	0.400	4018.00000	0.6640	1.00	10213.0000	0.6530
Bromoform	NA	NA	NA	NA	NA	NA	1.00	3040.00000	0.2598
Chlorobenzene	NA	NA	NA	0.400	6654.00000	1.497	1.00	14997.0000	1.282
Chloromethane	NA	NA	NA	0.400	3653.00000	0.6037	1.00	10011.0000	0.6401
1,1,1-Trichloroethane	NA	NA	NA	0.400	4258.00000	0.7037	1.00	12893.0000	0.8243
1,1,2-Trichloro-1,2,2-Trifluoroethane	NA	NA	NA	NA	NA	NA	1.00	5463.00000	0.3493
1,1,2-Trichloroethane	NA	NA	NA	0.400	1237.00000	0.2783	1.00	3098.00000	0.2648
1,2,4-Trichlorobenzene	NA	NA	NA	0.400	2570.00000	0.9226	1.00	6716.00000	0.9057
1,2-Dibromo-3-Chloropropane	NA	NA	NA	NA	NA	NA	NA	NA	NA
1,2-Dibromoethane	NA	NA	NA	0.400	1083.00000	0.2437	1.00	3150.00000	0.2692
1,2-Dichlorobenzene	0.300	3313.00000	1.526	0.400	5379.00000	1.931	1.00	11955.0000	1.612
1,2-Dichloroethane	NA	NA	NA	0.400	3692.00000	0.6102	1.00	10702.0000	0.6842
1,3-Dichlorobenzene	NA	NA	NA	0.400	5194.00000	1.865	1.00	13279.0000	1.791
1,4-Dichlorobenzene	0.300	4655.00000	2.144	0.400	6639.00000	2.383	1.00	15259.0000	2.058
2-Butanone	NA	NA	NA	NA	NA	NA	NA	NA	NA
2-Hexanone	NA	NA	NA	NA	NA	NA	NA	NA	NA
4-Methyl-2-Pentanone	NA	NA	NA	NA	NA	NA	NA	NA	NA
Acetone	NA	NA	NA	NA	NA	NA	NA	NA	NA
Benzene	NA	NA	NA	0.400	6484.00000	1.072	1.00	17676.0000	1.130
Bromodichloromethane	NA	NA	NA	0.400	3585.00000	0.5925	1.00	8965.00000	0.5732
Bromomethane	NA	NA	NA	NA	NA	NA	1.00	3231.00000	0.2066
Carbon Disulfide	NA	NA	NA	0.400	4829.00000	0.7981	1.00	13193.0000	0.8435
Carbon Tetrachloride	NA	NA	NA	0.400	3530.00000	0.5834	1.00	12021.0000	0.7686
Chloroethane	NA	NA	NA	NA	NA	NA	1.00	3504.00000	0.2240
Cyclohexane	NA	NA	NA	NA	NA	NA	1.00	4048.00000	0.2588
Dibromochloromethane	NA	NA	NA	0.400	1999.00000	0.4498	1.00	4885.00000	0.4175
Dichlorodifluoromethane	NA	NA	NA	NA	NA	NA	1.00	10531.0000	0.6733
Isopropylbenzene	NA	NA	NA	NA	NA	NA	1.00	17295.0000	1.478
Methyl Tert Butyl Ether	NA	NA	NA	NA	NA	NA	1.00	7591.00000	0.4853
Methyl acetate	NA	NA	NA	NA	NA	NA	1.00	1428.00000	0.09130
Methylcyclohexane	NA	NA	NA	NA	NA	NA	NA	NA	NA
Methylene Chloride	NA	NA	NA	0.400	2078.00000	0.3434	1.00	5086.00000	0.3252
Styrene	NA	NA	NA	NA	NA	NA	1.00	11543.0000	0.9866
Tetrachloroethene	NA	NA	NA	0.400	1251.00000	0.2815	1.00	4772.00000	0.4079
Trichloroethene	NA	NA	NA	0.400	1626.00000	0.2687	1.00	4848.00000	0.3100

KEMRON FORMS - Modified 10/13/2006
Version 1.6 PDF File ID: 661275
Report generated 12/29/2006 14:14

KEMRON Environmental Services

INITIAL CALIBRATION DATA

00047449

Login Number: L0612459

Analytical Method: 8260B

Instrument ID: HPMS8

Initial Calibration Date: 14-DEC-06 12:53

Column ID: F

Analyte	WG229453-05			WG229453-06			WG229453-07		
	CONC	RESP	RF	CONC	RESP	RF	CONC	RESP	RF
1,1-Dichloroethene	2.00	16090.0000	0.5049	5.00	39020.0000	0.4612	20.0	208295.000	0.5632
1,2-Dichloropropane	2.00	7575.00000	0.2377	5.00	20073.0000	0.2373	20.0	98660.0000	0.2668
Chloroform	2.00	24811.0000	0.7786	5.00	58016.0000	0.6858	20.0	275186.000	0.7441
Ethylbenzene	2.00	14550.0000	0.6037	5.00	35487.0000	0.5507	20.0	186454.000	0.6540
Toluene	2.00	37123.0000	1.540	5.00	96622.0000	1.499	20.0	494550.000	1.735
Vinyl Chloride	2.00	15640.0000	0.4908	5.00	40181.0000	0.4749	20.0	155926.000	0.4216
1,1,2,2-Tetrachloroethane	2.00	7786.00000	0.4726	5.00	16859.0000	0.3875	20.0	95301.0000	0.4995
1,1-Dichloroethane	2.00	19485.0000	0.6115	5.00	47681.0000	0.5636	20.0	227605.000	0.6155
Bromoform	2.00	6363.00000	0.2640	5.00	15342.0000	0.2381	20.0	83814.0000	0.2940
Chlorobenzene	2.00	30032.0000	1.246	5.00	71236.0000	1.106	20.0	346675.000	1.216
Chloromethane	2.00	18789.0000	0.5896	5.00	43952.0000	0.5195	20.0	169987.000	0.4597
1,1,1-Trichloroethane	2.00	24758.0000	0.7770	5.00	57902.0000	0.6844	20.0	282320.000	0.7634
1,1,2-Trichloro-1,2,2-Trifluoroethane	2.00	10294.0000	0.3231	5.00	29181.0000	0.3449	20.0	125833.000	0.3403
1,1,2-Trichloroethane	2.00	7188.00000	0.2983	5.00	16962.0000	0.2632	20.0	82774.0000	0.2903
1,2,4-Trichlorobenzene	2.00	14367.0000	0.8721	5.00	34907.0000	0.8024	20.0	191252.000	1.002
1,2-Dibromo-3-Chloropropane	2.00	1782.00000	0.1082	5.00	4089.00000	0.09400	20.0	23002.0000	0.1205
1,2-Dibromoethane	2.00	6315.00000	0.2620	5.00	16091.0000	0.2497	20.0	82603.0000	0.2897
1,2-Dichlorobenzene	2.00	24096.0000	1.463	5.00	60601.0000	1.393	20.0	293204.000	1.537
1,2-Dichloroethane	2.00	19276.0000	0.6049	5.00	47081.0000	0.5565	20.0	221841.000	0.5999
1,3-Dichlorobenzene	2.00	25334.0000	1.538	5.00	67825.0000	1.559	20.0	328747.000	1.723
1,4-Dichlorobenzene	2.00	29294.0000	1.778	5.00	71286.0000	1.639	20.0	338143.000	1.772
2-Butanone	NA	NA	NA	5.00	3863.00000	0.04570	20.0	21974.0000	0.05940
2-Hexanone	NA	NA	NA	5.00	6071.00000	0.09420	20.0	38489.0000	0.1350
4-Methyl-2-Pentanone	NA	NA	NA	5.00	3035.00000	0.03590	20.0	19467.0000	0.05260
Acetone	NA	NA	NA	5.00	4558.00000	0.05390	20.0	22422.0000	0.06060
Benzene	2.00	34174.0000	1.073	5.00	84279.0000	0.9962	20.0	426555.000	1.153
Bromodichloromethane	2.00	17214.0000	0.5402	5.00	40702.0000	0.4811	20.0	199761.000	0.5402
Bromomethane	2.00	6308.00000	0.1980	5.00	16834.0000	0.1990	20.0	77151.0000	0.2086
Carbon Disulfide	2.00	27062.0000	0.8493	5.00	74049.0000	0.8753	20.0	321384.000	0.8690
Carbon Tetrachloride	2.00	21945.0000	0.6887	5.00	51243.0000	0.6057	20.0	247343.000	0.6688
Chloroethane	2.00	6193.00000	0.1944	5.00	17750.0000	0.2098	20.0	76678.0000	0.2073
Cyclohexane	2.00	9958.00000	0.3125	5.00	31631.0000	0.3739	20.0	166017.000	0.4489
Dibromochloromethane	2.00	9486.00000	0.3936	5.00	24636.0000	0.3823	20.0	122681.000	0.4303
Dichlorodifluoromethane	2.00	18683.0000	0.5863	5.00	48882.0000	0.5778	20.0	202092.000	0.5465
Isopropylbenzene	2.00	37728.0000	1.566	5.00	103724.000	1.610	20.0	614692.000	2.156
Methyl Tert Butyl Ether	2.00	17493.0000	0.5490	5.00	50128.0000	0.5925	20.0	260455.000	0.7043
Methyl acetate	2.00	3610.00000	0.1133	5.00	9518.00000	0.1125	20.0	45896.0000	0.1241
Methylcyclohexane	NA	NA	NA	5.00	29803.0000	0.3523	20.0	153053.000	0.4139
Methylene Chloride	2.00	10025.0000	0.3146	5.00	23391.0000	0.2765	20.0	108991.000	0.2947
Styrene	2.00	25357.0000	1.052	5.00	72315.0000	1.122	20.0	390395.000	1.369
Tetrachloroethene	2.00	8451.00000	0.3507	5.00	21865.0000	0.3393	20.0	111956.000	0.3927
Trichloroethene	2.00	9376.00000	0.2942	5.00	22490.0000	0.2658	20.0	117684.000	0.3182

KEMRON FORMS - Modified 10/13/2006
Version 1.6 PDF File ID: 661275
Report generated 12/29/2006 14:14

KEMRON Environmental Services

INITIAL CALIBRATION DATA

00047450

Login Number: L0612459

Analytical Method: 8260B

Instrument ID: HPMS8

Initial Calibration Date: 14-DEC-06 12:53

Column ID: F

Analyte	WG229453-08			WG229453-09			WG229453-10		
	CONC	RESP	RF	CONC	RESP	RF	CONC	RESP	RF
1,1-Dichloroethene	50.0	591855.000	0.5922	100	1218463.00	0.5868	200	2433608.00	0.5439
1,2-Dichloropropane	50.0	276975.000	0.2772	100	585997.000	0.2822	200	1287317.00	0.2877
Chloroform	50.0	738567.000	0.7390	100	1490214.00	0.7176	200	3000198.00	0.6706
Ethylbenzene	50.0	525523.000	0.6822	100	1127942.00	0.6632	200	2157626.00	0.6149
Toluene	50.0	1356727.00	1.761	100	2849037.00	1.675	200	5412860.00	1.543
Vinyl Chloride	50.0	389472.000	0.3897	100	757107.000	0.3646	200	1323909.00	0.2959
1,1,2,2-Tetrachloroethane	50.0	254699.000	0.4971	100	519334.000	0.4807	200	1110175.00	0.4667
1,1-Dichloroethane	50.0	629801.000	0.6302	100	1300024.00	0.6260	200	2688271.00	0.6009
Bromoform	50.0	223965.000	0.2908	100	453853.000	0.2668	200	935365.000	0.2666
Chlorobenzene	50.0	942296.000	1.223	100	1991609.00	1.171	200	3620560.00	1.032
Chloromethane	50.0	430028.000	0.4303	100	833046.000	0.4012	200	1687501.00	0.3772
1,1,1-Trichloroethane	50.0	761004.000	0.7615	100	1499051.00	0.7219	200	2841431.00	0.6351
1,1,2-Trichloro-1,2,2-Trifluoroethane	50.0	334951.000	0.3352	100	682131.000	0.3285	200	1345083.00	0.3006
1,1,2-Trichloroethane	50.0	221885.000	0.2881	100	473744.000	0.2785	200	972994.000	0.2773
1,2,4-Trichlorobenzene	50.0	560633.000	1.094	100	1152374.00	1.067	200	2348406.00	0.9873
1,2-Dibromo-3-Chloropropane	50.0	64054.0000	0.1250	100	122984.000	0.1138	200	267456.000	0.1124
1,2-Dibromoethane	50.0	232449.000	0.3018	100	492905.000	0.2898	200	982174.000	0.2799
1,2-Dichlorobenzene	50.0	794478.000	1.551	100	1608588.00	1.489	200	3205897.00	1.348
1,2-Dichloroethane	50.0	568965.000	0.5693	100	1103221.00	0.5313	200	2129892.00	0.4760
1,3-Dichlorobenzene	50.0	896798.000	1.751	100	1814471.00	1.679	200	3599947.00	1.514
1,4-Dichlorobenzene	50.0	911889.000	1.780	100	1820416.00	1.685	200	3576836.00	1.504
2-Butanone	50.0	64096.0000	0.06410	100	135387.000	0.06520	200	297743.000	0.06650
2-Hexanone	50.0	114492.000	0.1486	100	244080.000	0.1435	200	526283.000	0.1500
4-Methyl-2-Pentanone	50.0	57819.0000	0.05790	100	118845.000	0.05720	200	271734.000	0.06070
Acetone	50.0	58744.0000	0.05880	100	119174.000	0.05740	200	235219.000	0.05260
Benzene	50.0	1203310.00	1.204	100	2471138.00	1.190	200	4905206.00	1.096
Bromodichloromethane	50.0	535487.000	0.5358	100	1071514.00	0.5160	200	2196440.00	0.4909
Bromomethane	50.0	229050.000	0.2292	100	542441.000	0.2612	200	1072156.00	0.2396
Carbon Disulfide	50.0	903211.000	0.9038	100	1885702.00	0.9081	200	3795374.00	0.8483
Carbon Tetrachloride	50.0	663029.000	0.6635	100	1300075.00	0.6261	200	2433139.00	0.5438
Chloroethane	50.0	213658.000	0.2138	100	453546.000	0.2184	200	931905.000	0.2083
Cyclohexane	50.0	495044.000	0.4954	100	1050832.00	0.5060	200	2140116.00	0.4783
Dibromochloromethane	50.0	329400.000	0.4276	100	697585.000	0.4101	200	1357966.00	0.3870
Dichlorodifluoromethane	50.0	529954.000	0.5303	100	1060602.00	0.5107	200	1983672.00	0.4434
Isopropylbenzene	50.0	1738244.00	2.257	100	3462894.00	2.036	200	6208815.00	1.770
Methyl Tert Butyl Ether	50.0	731217.000	0.7317	100	1485038.00	0.7151	200	2999656.00	0.6704
Methyl acetate	50.0	127678.000	0.1278	100	271297.000	0.1306	200	569053.000	0.1272
Methylcyclohexane	50.0	447427.000	0.4477	100	943273.000	0.4542	200	1999092.00	0.4468
Methylene Chloride	50.0	301882.000	0.3021	100	629326.000	0.3031	200	1316203.00	0.2942
Styrene	50.0	1110665.00	1.442	100	2279634.00	1.340	200	4336999.00	1.236
Tetrachloroethene	50.0	315228.000	0.4092	100	663857.000	0.3903	200	1319785.00	0.3761
Trichloroethene	50.0	338755.000	0.3390	100	692208.000	0.3333	200	1462434.00	0.3269

KEMRON FORMS - Modified 10/13/2006
Version 1.6 PDF File ID: 661275
Report generated 12/29/2006 14:14

KEMRON Environmental Services

INITIAL CALIBRATION DATA

00047451

Login Number: L0612459

Analytical Method: 8260B

Instrument ID: HPMS8

Initial Calibration Date: 14-DEC-06 12:53

Column ID: F

Analyte	WG229453-02			WG229453-03			WG229453-04		
	CONC	RESP	RF	CONC	RESP	RF	CONC	RESP	RF
Trichlorofluoromethane	NA	NA	NA	0.400	6025.00000	0.9957	1.00	16539.0000	1.057
cis-1,2-Dichloroethene	NA	NA	NA	0.400	2553.00000	0.4219	1.00	7241.00000	0.4630
cis-1,3-Dichloropropene	NA	NA	NA	0.400	2060.00000	0.3404	1.00	6149.00000	0.3931
m-,p-Xylene	NA	NA	NA	0.800	5943.00000	0.6686	2.00	17702.0000	0.7565
o-Xylene	NA	NA	NA	0.400	2910.00000	0.6547	1.00	6528.00000	0.5580
trans-1,2-Dichloroethene	NA	NA	NA	0.400	2726.00000	0.4505	1.00	8026.00000	0.5131
trans-1,3-Dichloropropene	NA	NA	NA	0.400	2330.00000	0.5242	1.00	6761.00000	0.5779

KEMRON FORMS - Modified 10/13/2006
Version 1.6 PDF File ID: 661275
Report generated 12/29/2006 14:14

KEMRON Environmental Services

INITIAL CALIBRATION DATA

00047452

Login Number:L0612459

Analytical Method:8260B

Instrument ID:HPMS8

Initial Calibration Date:14-DEC-06 12:53

Column ID:F

Analyte	WG229453-05			WG229453-06			WG229453-07		
	CONC	RESP	RF	CONC	RESP	RF	CONC	RESP	RF
Trichlorofluoromethane	2.00	28370.0000	0.8903	5.00	76536.0000	0.9047	20.0	319792.000	0.8647
cis-1,2-Dichloroethene	2.00	13902.0000	0.4363	5.00	36149.0000	0.4273	20.0	192730.000	0.5211
cis-1,3-Dichloropropene	2.00	12793.0000	0.4015	5.00	33819.0000	0.3997	20.0	186704.000	0.5049
m-,p-Xylene	4.00	36721.0000	0.7618	10.0	91814.0000	0.7124	40.0	472934.000	0.8294
o-Xylene	2.00	12664.0000	0.5255	5.00	38808.0000	0.6022	20.0	223207.000	0.7829
trans-1,2-Dichloroethene	2.00	15266.0000	0.4791	5.00	36543.0000	0.4319	20.0	184696.000	0.4994
trans-1,3-Dichloropropene	2.00	14090.0000	0.5846	5.00	36185.0000	0.5615	20.0	195151.000	0.6845

KEMRON FORMS - Modified 10/13/2006
Version 1.6 PDF File ID: 661275
Report generated 12/29/2006 14:14

KEMRON Environmental Services

INITIAL CALIBRATION DATA

00047453

Login Number: L0612459

Analytical Method: 8260B

Instrument ID: HPMS8

Initial Calibration Date: 14-DEC-06 12:53

Column ID: F

Analyte	WG229453-08			WG229453-09			WG229453-10		
	CONC	RESP	RF	CONC	RESP	RF	CONC	RESP	RF
Trichlorofluoromethane	50.0	834162.000	0.8347	100	1666442.00	0.8025	200	3208002.00	0.7170
cis-1,2-Dichloroethene	50.0	532370.000	0.5327	100	1098200.00	0.5288	200	2188473.00	0.4891
cis-1,3-Dichloropropene	50.0	532829.000	0.5332	100	1096116.00	0.5278	200	2317124.00	0.5179
m-,p-Xylene	100	1325746.00	0.8606	200	2716477.00	0.7986	400	4873371.00	0.6945
o-Xylene	50.0	646377.000	0.8391	100	1361927.00	0.8007	200	2666960.00	0.7601
trans-1,2-Dichloroethene	50.0	522990.000	0.5233	100	1085176.00	0.5226	200	2199879.00	0.4917
trans-1,3-Dichloropropene	50.0	526807.000	0.6839	100	1098754.00	0.6460	200	2154356.00	0.6140

KEMRON FORMS - Modified 10/13/2006
Version 1.6 PDF File ID: 661275
Report generated 12/29/2006 14:14

KEMRON Environmental Services

ALTERNATE SOURCE CALIBRATION REPORT

00047454

Login Number: L0612459 Run Date: 12/14/2006 Sample ID: WG229453-11
Instrument ID: HPMS8 Run Time: 14:25 Method: 8260B
File ID: 8M332703 Analyst: CMS
ICal Workgroup: WG229453 Cal ID: HPMS8 - 14-DEC-06

Analyte		Expected	Found	Units	RF	%D	UCL	Q
1,1-Dichloroethene	CCC	20.0	21.5	ug/L	0.560	7.40	30	
1,2-Dichloropropane	CCC	20.0	21.8	ug/L	0.281	9.10	30	
Chloroform	CCC	20.0	18.6	ug/L	0.720	6.90	30	
Ethylbenzene	CCC	20.0	21.6	ug/L	0.667	7.80	30	
Toluene	CCC	20.0	22.7	ug/L	1.79	13.5	30	
Vinyl Chloride	CCC	20.0	17.9	ug/L	0.378	10.5	30	
1,1,2,2-Tetrachloroethane	SPCC	20.0	20.2	ug/L	0.498	1.10	30	
1,1-Dichloroethane	SPCC	20.0	19.8	ug/L	0.614	1.00	30	
Bromoform	SPCC	20.0	19.2	ug/L	0.258	4.00	30	
Chlorobenzene	SPCC	20.0	19.9	ug/L	1.22	0.500	30	
Chloromethane	SPCC	20.0	20.0	ug/L	0.442	0.100	30	
1,1,1-Trichloroethane		20.0	19.7	ug/L	0.724	1.30	30	
1,1,2-Trichloro-1,2,2-Trifluoroethane		20.0	18.7	ug/L	0.311	6.30	30	
1,1,2-Trichloroethane		20.0	21.1	ug/L	0.296	5.70	30	
1,2,4-Trichlorobenzene		20.0	22.3	ug/L	1.07	11.5	30	
1,2-Dibromo-3-Chloropropane		20.0	19.7	ug/L	0.111	1.70	30	
1,2-Dibromoethane		20.0	21.7	ug/L	0.296	8.30	30	
1,2-Dichlorobenzene		20.0	20.8	ug/L	1.60	4.00	30	
1,2-Dichloroethane		20.0	18.8	ug/L	0.545	5.90	30	
cis-1,2-Dichloroethene		20.0	21.9	ug/L	0.522	9.40	30	
trans-1,2-Dichloroethene		20.0	20.5	ug/L	0.502	2.60	30	
1,3-Dichlorobenzene		20.0	20.9	ug/L	1.76	4.70	30	
1,4-Dichlorobenzene		20.0	19.4	ug/L	1.81	3.00	30	
2-Butanone		20.0	22.1	ug/L	0.0664	10.3	30	
2-Hexanone		20.0	20.1	ug/L	0.135	0.500	30	
4-Methyl-2-Pentanone		20.0	21.9	ug/L	0.0572	9.30	30	
Acetone		20.0	21.7	ug/L	0.0616	8.70	30	
Benzene		20.0	22.0	ug/L	1.23	10.0	30	
Bromodichloromethane		20.0	20.3	ug/L	0.543	1.60	30	
Bromomethane		20.0	23.3	ug/L	0.257	16.6	30	
Carbon Disulfide		20.0	19.6	ug/L	0.845	2.00	30	
Carbon Tetrachloride		20.0	19.0	ug/L	0.610	5.20	30	
Chloroethane		20.0	22.3	ug/L	0.235	11.5	30	
cis-1,3-Dichloropropene		20.0	19.9	ug/L	0.513	0.700	30	
Cyclohexane		20.0	18.8	ug/L	0.452	6.20	30	
Dibromochloromethane		20.0	20.6	ug/L	0.424	2.80	30	
Dichlorodifluoromethane		20.0	17.2	ug/L	0.475	14.1	30	
Isopropylbenzene		20.0	17.5	ug/L	1.94	12.4	30	
Methyl acetate		20.0	21.0	ug/L	0.124	5.20	30	
Methyl Tert Butyl Ether		20.0	23.3	ug/L	0.741	16.6	30	
Methylcyclohexane		20.0	19.4	ug/L	0.411	2.90	30	
Methylene Chloride		20.0	19.9	ug/L	0.305	0.500	30	

KEMRON FORMS - Modified 11/21/2006
Version 1.5 PDF File ID: 661276
Report generated 12/29/2006 14:14

KEMRON Environmental Services

ALTERNATE SOURCE CALIBRATION REPORT

00047455

Login Number: L0612459 Run Date: 12/14/2006 Sample ID: WG229453-11

Instrument ID: HPMS8 Run Time: 14:25 Method: 8260B

File ID: 8M332703 Analyst: CMS

ICal Workgroup: WG229453 Cal ID: HPMS8 - 14-DEC-06

Analyte		Expected	Found	Units	RF	%D	UCL	Q
Styrene		20.0	22.4	ug/L	1.37	11.8	30	
Tetrachloroethene		20.0	21.9	ug/L	0.403	9.40	30	
trans-1,3-Dichloropropene		20.0	20.0	ug/L	0.609	0.200	30	
Trichloroethene		20.0	21.6	ug/L	0.332	8.20	30	
Trichlorofluoromethane		20.0	17.3	ug/L	0.763	13.6	30	
Xylenes		60.0	63.6	ug/L	0.818	6.10	30	
o-Xylene		20.0	19.6	ug/L	0.799	2.20	30	
1,2-Dichloroethene		40.0	42.4	ug/L	0.512	6.00	30	
m-,p-Xylene		40.0	44.1	ug/L	0.838	10.2	30	

* Exceeds %D Limit

CCC Calibration Check Compounds
SPCC System Performance Check Compounds

KEMRON FORMS - Modified 11/21/2006
Version 1.5 PDF File ID: 661276
Report generated 12/29/2006 14:14

KEMRON Environmental Services

CONTINUING CALIBRATION VERIFICATION (CCV)

00047456

Login Number: L0612459 Run Date: 12/26/2006 Sample ID: WG230222-02
Instrument ID: HPMS8 Run Time: 09:14 Method: 8260B
File ID: 8M333013 Analyst: CMS
Workgroup (AAB#): WG230223 Cal ID: HPMS8 - 14-DEC-06

Analyte		Expected	Found	UNITS	RF	%D	UCL	Q
1,1-Dichloroethene	CCC	50.0	59.0	ug/L	0.615	18.0	20	
1,2-Dichloropropane	CCC	50.0	55.0	ug/L	0.284	10.0	20	
Chloroform	CCC	50.0	49.1	ug/L	0.760	1.70	20	
Ethylbenzene	CCC	50.0	52.9	ug/L	0.654	5.80	20	
Toluene	CCC	50.0	54.1	ug/L	1.70	8.20	20	
Vinyl Chloride	CCC	50.0	51.4	ug/L	0.406	2.80	20	
1,1,2,2-Tetrachloroethane	SPCC	50.0	50.8	ug/L	0.500	1.60	40	
1,1-Dichloroethane	SPCC	50.0	52.4	ug/L	0.650	4.80	40	
Bromoform	SPCC	50.0	51.2	ug/L	0.275	2.50	40	
Chlorobenzene	SPCC	50.0	48.8	ug/L	1.19	2.40	40	
Chloromethane	SPCC	50.0	52.9	ug/L	0.446	5.70	40	
1,1,1-Trichloroethane		50.0	53.0	ug/L	0.778	6.00	40	
1,1,2-Trichloro-1,2,2-Trifluoroethane		50.0	49.9	ug/L	0.331	0.100	40	
1,1,2-Trichloroethane		50.0	49.1	ug/L	0.275	1.80	40	
1,2,4-Trichlorobenzene		50.0	57.0	ug/L	1.09	14.1	40	
1,2-Dibromo-3-Chloropropane		50.0	56.0	ug/L	0.126	12.1	40	
1,2-Dibromoethane		50.0	54.0	ug/L	0.295	8.00	40	
1,2-Dichlorobenzene		50.0	49.2	ug/L	1.52	1.50	40	
1,2-Dichloroethane		50.0	51.1	ug/L	0.592	2.20	40	
cis-1,2-Dichloroethene		50.0	57.2	ug/L	0.546	14.4	40	
trans-1,2-Dichloroethene		50.0	55.0	ug/L	0.537	9.90	40	
1,3-Dichlorobenzene		50.0	51.3	ug/L	1.72	2.60	40	
1,4-Dichlorobenzene		50.0	46.6	ug/L	1.73	6.80	40	
2-Butanone		50.0	58.4	ug/L	0.0703	16.7	40	
2-Hexanone		50.0	52.7	ug/L	0.153	5.50	40	
4-Methyl-2-Pentanone		50.0	51.7	ug/L	0.0594	3.40	40	
Acetone		50.0	53.0	ug/L	0.0600	5.90	40	
Benzene		50.0	53.6	ug/L	1.20	7.20	40	
Bromodichloromethane		50.0	51.1	ug/L	0.546	2.20	40	
Bromomethane		50.0	50.8	ug/L	0.224	1.60	40	
Carbon Disulfide		50.0	49.9	ug/L	0.860	0.200	40	
Carbon Tetrachloride		50.0	52.8	ug/L	0.680	5.70	40	
Chloroethane		50.0	51.6	ug/L	0.218	3.20	40	
cis-1,3-Dichloropropene		50.0	52.1	ug/L	0.541	4.20	40	
Cyclohexane		50.0	50.3	ug/L	0.486	0.600	40	
Dibromochloromethane		50.0	51.2	ug/L	0.423	2.50	40	
Dichlorodifluoromethane		50.0	53.1	ug/L	0.587	6.20	40	
Isopropylbenzene		50.0	48.8	ug/L	2.13	2.50	40	
Methyl acetate		50.0	67.4	ug/L	0.159	34.8	40	
Methyl Tert Butyl Ether		50.0	57.4	ug/L	0.730	14.8	40	
Methylcyclohexane		50.0	50.8	ug/L	0.430	1.70	40	
Methylene Chloride		50.0	49.2	ug/L	0.302	1.60	40	

KEMRON FORMS - Modified 12/11/2006
Version 1.3 PDF File ID: 661279
Report generated 12/29/2006 14:15

KEMRON Environmental Services

CONTINUING CALIBRATION VERIFICATION (CCV)

00047457

Login Number: L0612459 Run Date: 12/26/2006 Sample ID: WG230222-02
Instrument ID: HPMS8 Run Time: 09:14 Method: 8260B
File ID: 8M333013 Analyst: CMS
Workgroup (AAB#): WG230223 Cal ID: HPMS8 - 14-DEC-06

Analyte		Expected	Found	UNITS	RF	%D	UCL	Q
Styrene		50.0	55.0	ug/L	1.34	10.0	40	
Tetrachloroethene		50.0	52.7	ug/L	0.388	5.40	40	
trans-1,3-Dichloropropene		50.0	55.1	ug/L	0.672	10.2	40	
Trichloroethene		50.0	55.9	ug/L	0.343	11.8	40	
Trichlorofluoromethane		50.0	48.9	ug/L	0.863	2.30	40	
Xylenes		150	156	ug/L	0.806	3.70	40	
o-Xylene		50.0	48.5	ug/L	0.797	3.10	40	
1,2-Dichloroethene		100	112	ug/L	0.542	12.2	40	
m-,p-Xylene		100	107	ug/L	0.814	7.10	40	

* Exceeds %D Criteria

CCC Calibration Check Compounds
SPCC System Performance Check Compounds

KEMRON FORMS - Modified 12/11/2006
Version 1.3 PDF File ID: 661279
Report generated 12/29/2006 14:15

KEMRON ENVIRONMENTAL SERVICES
INTERNAL STANDARD AREA SUMMARY
(COMPARED TO CCV)

00047458

Login Number: L0612459
Instrument ID: HPMS8
Workgroup (AAB#): WG230223

CCV Number: WG230222-02
CAL ID: HPMS8-14-DEC-06
Matrix: WATER

Sample Number	Dilution	Tag	IS-1	IS-2	IS-3
WG230222-02	NA	NA	213171	351501	445646
Upper Limit	NA	NA	426342	703002	891292
Lower Limit	NA	NA	106586	175751	222823
L0612459-01	1.00	01	170494	286401	376977
WG230223-01	1.00	01	191428	325506	429599
WG230223-02	1.00	01	201236	331131	429032

IS-1 - 1,4-Dichlorobenzene-d4
IS-2 - Chlorobenzene-d5
IS-3 - Fluorobenzene

Underline = Response outside limits

KEMRON FORMS - Modified 04/18/2006
Version 1.3 PDF File ID: 661280
Report generated 12/29/2006 14:15

KEMRON ENVIRONMENTAL SERVICES
INTERNAL STANDARD RETENTION TIME SUMMARY
(COMPARED TO CCV)

00047459

Login Number: L0612459
Instrument ID: HPMS8
Workgroup (AAB#): WG230223

CCV Number: WG230222-02
CAL ID: HPMS8-14-DEC-06
Matrix: WATER

Sample Number	Dilution	Tag	IS-1	IS-2	IS-3
WG230222-02	NA	NA	17.99	14.97	11.1
Upper Limit	NA	NA	18.49	15.47	11.6
Lower Limit	NA	NA	17.49	14.47	10.6
L0612459-01	1.00	01	18	14.97	11.1
WG230223-01	1.00	01	17.99	14.97	11.1
WG230223-02	1.00	01	17.99	14.97	11.09

IS-1 - 1,4-Dichlorobenzene-d4
IS-2 - Chlorobenzene-d5
IS-3 - Fluorobenzene

Underline = Response outside limits

KEMRON FORMS - Modified 04/18/2006
Version 1.3 PDF File ID: 661282
Report generated 12/29/2006 14:15

KEMRON Environmental Services
Data Checklist

00047460

Date: 27-SEP-2006
Analyst: JLS
Analyst: NA
Method: RSK175
Instrument: HP16
Curve Workgroup: NA
Runlog ID: 12513
Analytical Workgroups: WG223500, WG223502

System Performance Check	NA
BFB	NA
Initial Calibration	X
Average RF	X
Linear Reg or Higher Order Curve	X
Second Source standard % Difference	X
Continuing Calibration /Check Standards	X
Project/Client Specific Requirements	X
Special Standards	NA
Blanks	X
TCL's	X
Surrogates	NA
LCS (Laboratory Control Sample)	X
Recoveries	X
Surrogates	NA
MS/MSD/Duplicates	X
Samples	X
TCL Hits	X
Spectra of TCL Hits	NA
Surrogates	NA
Internal Standards Criteria	NA
Calculations & Correct Factors	X
Dilutions Run	X
Reruns	X
Manual Integrations	NA
Excel Spreadsheets	X
Case Narrative	X
Narrative Summary	NA
Results Reporting/Data Qualifiers	X
Client Data Package Assembly	X
Check for Completeness	X
Primary Reviewer	JLS
Secondary Reviewer	MDA
Check for compliance with method and project specific requirements	X
Check the completeness of reported information	X
Check the information for the report narrative	X
Check the reasonableness of the results	X

Primary Reviewer:
28-SEP-2006

Secondary Reviewer:
28-SEP-2006

Generated: SEP-29-2006 13:00:04

KEMRON Environmental Services
Data Checklist

00047461

Date: 19-DEC-2006
Analyst: JLS
Analyst: NA
Method: RSK175
Instrument: HP16
Curve Workgroup: NA
Runlog ID: 13854
Analytical Workgroups: WG229898, WG229899

System Performance Check	NA
BFB	NA
Initial Calibration	X
Average RF	X
Linear Reg or Higher Order Curve	X
Second Source standard % Difference	X
Continuing Calibration /Check Standards	X
Project/Client Specific Requirements	X
Special Standards	NA
Blanks	X
TCL's	X
Surrogates	NA
LCS (Laboratory Control Sample)	X
Recoveries	X
Surrogates	NA
MS/MSD/Duplicates	X
Samples	X
TCL Hits	X
Spectra of TCL Hits	NA
Surrogates	NA
Internal Standards Criteria	NA
Calculations & Correct Factors	X
Dilutions Run	X
Reruns	X
Manual Integrations	NA
Excel Spreadsheets	X
Case Narrative	X
Narrative Summary	NA
Results Reporting/Data Qualifiers	X
Client Data Package Assembly	X
Check for Completeness	X
Primary Reviewer	JLS
Secondary Reviewer	MDA
Check for compliance with method and project specific requirements	X
Check the completeness of reported information	X
Check the information for the report narrative	X
Check the reasonableness of the results	X

Primary Reviewer: 20-DEC-2006

Secondary Reviewer: 21-DEC-2006

Generated: DEC-21-2006 13:42:44

KEMRON Environmental Services

Instrument Run Log

00047462

Instrument: HP16 Dataset: 092706

Analyst1: JLS Analyst2: NA

Method: RSK175 SOP: RSK01 Rev: 7

Method: 5021 SOP: RSK01 Rev: 7

Maintenance Log ID: 15882

Internal Standard: NA Surrogate Standard: NA

CCV: STD15381 LCS: STD15381 MS/MSD: STD15381

Column 1 ID: RTQPLOT Column 2 ID: RTQPLOT

Workgroups: WG223500, WG223502

Comments:

Seq.	File ID	Sample Information	pH	Mat	Dil	Reference	Date/Time
1	16G4196	WG223500-01 .1ug/ml STD	NA	1	1	STD15381	09/27/06 13:50
2	16G4197	WG223500-02 1ug/ml STD	NA	1	1	STD15381	09/27/06 14:04
3	16G4198	WG223500-03 10ug/ml STD	NA	1	1	STD15381	09/27/06 14:18
4	16G4199	WG223500-04 20ug/ml STD	NA	1	1	STD15381	09/27/06 14:32
5	16G4200	WG223500-05 50ug/ml STD	NA	1	1	STD15381	09/27/06 14:46
6	16G4201	WG223500-06 100ug/ml STD	NA	1	1	STD15381	09/27/06 15:01
7	16G4202	WG223500-07 200ug/ml STD	NA	1	1	STD15381	09/27/06 15:15
8	16G4203	WG223500-08 300ug/ml STD	NA	1	1	STD15381	09/27/06 15:29
9	16G4204	WG223500-09 50ug/ml STD	NA	1	1	STD15381	09/27/06 15:43
10	16G4205	WG223502-01 BLANK	NA	1	1		09/27/06 16:14
11	16G4206	WG223502-02 20ug/ml LCS	NA	1	1	STD15381	09/27/06 16:28
12	16G4207	WG223502-03 20ug/ml LCS DUP	NA	1	1	STD15381	09/27/06 16:42
13	16G4208	L0609385-08 B 10X	7	1	10		09/27/06 16:56
14	16G4209	L0609387-07 A	7	1	1		09/27/06 17:10
15	16G4210	L0609505-02 A	7	1	1		09/27/06 17:24
16	16G4211	L0609417-01 A	7	1	1		09/27/06 17:38
17	16G4212	L0609417-02 A	7	1	1		09/27/06 17:52
18	16G4213	L0609417-03 A	7	1	1		09/27/06 18:06
19	16G4214	L0609417-04 A MS	7	1	1	STD15381	09/27/06 18:20
20	16G4215	RINSE	NA	1	1		09/27/06 18:34
21	16G4216	RINSE	NA	1	1		09/27/06 18:48
22	16G4217	WG223501-02 50ug/ml STD	NA	1	1	STD15381	09/27/06 19:02
23	16G4218	L0609417-05 A MSD	7	1	1	STD15381	09/27/06 19:16
24	16G4219	L0609417-06 A	7	1	1		09/27/06 19:30
25	16G4220	L0609417-07 A	7	1	1		09/27/06 19:44
26	16G4221	L0609417-08 A	7	1	1		09/27/06 19:58
27	16G4222	L0609417-09 A	7	1	1		09/27/06 20:12
28	16G4223	L0609439-01 A	<2	1	1		09/27/06 20:26
29	16G4224	L0609439-02 A MS	<2	1	1	STD15381	09/27/06 20:40
30	16G4225	L0609439-03 A MSD	<2	1	1	STD15381	09/27/06 20:54
31	16G4226	L0609439-04 A	<2	1	1		09/27/06 21:08
32	16G4227	L0609439-05 A	<2	1	1		09/27/06 21:22

Approved: September 28, 2006

KEMRON Environmental Services

Instrument Run Log

00047463

Instrument: HP16 Dataset: 092706
Analyst1: JLS Analyst2: NA
Method: RSK175 SOP: RSK01 Rev: 7
Method: 5021 SOP: RSK01 Rev: 7

Maintenance Log ID: 15882

Internal Standard: NA Surrogate Standard: NA
CCV: STD15381 LCS: STD15381 MS/MSD: STD15381

Column 1 ID: RTQPLOT Column 2 ID: RTQPLOT
Workgroups: WG223500, WG223502

Seq.	File ID	Sample Information	pH	Mat	Dil	Reference	Date/Time
33	16G4228	RINSE	NA	1	1		09/27/06 21:36
34	16G4229	RINSE	NA	1	1		09/27/06 21:50
35	16G4230	WG223501-03 50ug/ml STD	NA	1	1	STD15381	09/27/06 22:04
36	16G4231	L0609439-06 A	<2	1	1		09/27/06 22:18
37	16G4232	L0609439-07 A	<2	1	1		09/27/06 22:32
38	16G4233	L0609509-09 A	7	1	1		09/27/06 22:46
39	16G4234	RINSE	NA	1	1		09/27/06 23:00
40	16G4235	RINSE	NA	1	1		09/27/06 23:14
41	16G4236	WG223501-04 50ug/ml STD	NA	1	1	STD15381	09/27/06 23:29

Comments

Seq.	Rerun	Dil.	Reason	Analytes
16	X	100	Over Calibration Range	Methane
File ID: 16G4211				
17	X	100	Over Calibration Range	Methane
File ID: 16G4212				
32	X	10	Over Calibration Range	Methane
File ID: 16G4227				
36	X	100	Over Calibration Range	Methane
File ID: 16G4231				
37	X	100	Over Calibration Range	Methane
File ID: 16G4232				
38	X	100	Over Calibration Range	Methane
File ID: 16G4233				

Approved: September 28, 2006

KEMRON Environmental Services

Instrument Run Log

00047464

Instrument: HP16 Dataset: 121906

Analyst1: JLS Analyst2: NA

Method: RSK175 SOP: RSK01 Rev: 7

Method: 5021 SOP: RSK01 Rev: 7

Maintenance Log ID: 17129

Internal Standard: NA Surrogate Standard: NA

CCV: STD15381 LCS: STD15381 MS/MSD: STD15381

Column 1 ID: RTQPLOT Column 2 ID: RTQPLOT

Workgroups: WG229898, WG229899

Comments:

Seq.	File ID	Sample Information	pH	Mat	Dil	Reference	Date/Time
1	16G5619	WG229897-01 50umol/mol STD	NA	1	1	STD15381	12/19/06 10:37
2	16G5620	WG229898-01 BLANK	NA	1	1		12/19/06 10:53
3	16G5621	WG229898-02 20umol/mol LCS	NA	1	1	STD15381	12/19/06 11:07
4	16G5622	WG229898-03 20umol/mol LCS DUP	NA	1	1	STD15381	12/19/06 11:21
5	16G5623	L0612229-06 B	7	1	1		12/19/06 11:35
6	16G5624	L0612230-01 B 50X	7	1	50		12/19/06 11:49
7	16G5625	L0612230-04 B 50X	7	1	50		12/19/06 12:03
8	16G5626	L0612274-01 B 50X	7	1	50		12/19/06 12:17
9	16G5627	WG229897-02 50umol/mol	NA	1	1	STD15381	12/19/06 13:03
10	16G5628	L0612274-02 A 10X	7	1	10		12/19/06 13:17
11	16G5629	L0612274-03 A MS 10X	7	1	10	STD15381	12/19/06 13:32
12	16G5630	L0612274-04 A MSD 10X	7	1	10	STD15381	12/19/06 13:46
13	16G5631	L0612274-05 A 10X	7	1	10		12/19/06 14:00
14	16G5632	L0612274-06 A 10X	7	1	10		12/19/06 14:14
15	16G5633	L0612274-07 A 10X	7	1	10		12/19/06 14:28
16	16G5634	L0612275-01 A 10X	7	1	10		12/19/06 14:42
17	16G5635	L0612275-02 A 10X	7	1	10		12/19/06 14:56
18	16G5636	L0612275-03 A 10X	7	1	10		12/19/06 15:10
19	16G5637	L0612275-04 A 10X	7	1	10		12/19/06 15:24
20	16G5638	WG229897-03 50umol/mol STD	NA	1	1	STD15381	12/19/06 15:38
21	16G5639	L0612295-01 A 10X	7	1	10		12/19/06 15:52
22	16G5640	L0612295-02 A 10X	7	1	10		12/19/06 16:06
23	16G5641	L0612295-03 A 10X	7	1	10		12/19/06 16:21
24	16G5642	L0612295-04 A 10X	7	1	10		12/19/06 16:35
25	16G5643	L0612296-01 A 10X	7	1	10		12/19/06 16:49
26	16G5644	L0612296-02 A 10X	7	1	10		12/19/06 17:03
27	16G5645	WG229897-04 50umol/mol STD	NA	1	1	STD15381	12/19/06 17:17
28	16G5646	WG229899-01 BLANK	NA	1	1		12/19/06 17:31
29	16G5647	WG229899-02 20umol/mol LCS	NA	1	1	STD15381	12/19/06 17:45
30	16G5648	WG229899-03 20umol/mol LCS DUP	NA	1	1	STD15381	12/19/06 17:59
31	16G5649	L0612432-01 A	7	1	1		12/19/06 18:13
32	16G5650	L0612432-02 A	10	1	1		12/19/06 18:27

Approved: December 21, 2006

KEMRON Environmental Services

Instrument Run Log

00047465

Instrument: HP16 Dataset: 121906
Analyst1: JLS Analyst2: NA
Method: RSK175 SOP: RSK01 Rev: 7
Method: 5021 SOP: RSK01 Rev: 7

Maintenance Log ID: 17129

Internal Standard: NA Surrogate Standard: NA
CCV: STD15381 LCS: STD15381 MS/MSD: STD15381

Column 1 ID: RTQPLOT Column 2 ID: RTQPLOT
Workgroups: WG229898, WG229899

Seq.	File ID	Sample Information	pH	Mat	Dil	Reference	Date/Time
33	16G5651	L0612432-03 A	7	1	1		12/19/06 18:41
34	16G5652	L0612432-04 A	7	1	1		12/19/06 18:55
35	16G5653	L0612458-01 A	7	1	1		12/19/06 19:09
36	16G5654	L0612458-02 A	7	1	1		12/19/06 19:23
37	16G5655	L0612458-03 A	7	1	1		12/19/06 19:37
38	16G5656	WG229897-05 50umol/mol STD	NA	1	1	STD15381	12/19/06 19:51
39	16G5657	L0612459-01 A	7	1	1		12/19/06 20:05
40	16G5658	L0612460-01 A	7	1	1		12/19/06 20:19
41	16G5659	L0612460-02 A	7	1	1		12/19/06 20:33
42	16G5660	L0612460-03 A	7	1	1		12/19/06 20:47
43	16G5661	L0612460-04 A	7	1	1		12/19/06 21:01
44	16G5662	L0612460-05 A	7	1	1		12/19/06 21:15
45	16G5663	L0612460-06 A	7	1	1		12/19/06 21:29
46	16G5664	L0612465-02 A	7	1	1		12/19/06 21:43
47	16G5665	L0612465-03 A	7	1	1		12/19/06 21:57
48	16G5666	L0612465-04 A	7	1	1		12/19/06 22:11
49	16G5667	WG229897-06 50umol/mol STD	NA	1	1	STD15381	12/19/06 22:25
50	16G5668	L0612465-05 A	7	1	1		12/19/06 22:39
51	16G5669	WG229897-07 50umol/mol STD	NA	1	1	STD15381	12/19/06 22:53

Comments

Seq.	Rerun	Dil.	Reason	Analytes
10	X	50	Over Calibration Range	Carbon dioxide
File ID: 16G5628				
13	X	50	Over Calibration Range	Carbon dioxide
File ID: 16G5631				
14	X	50	Over Calibration Range	Carbon dioxide
File ID: 16G5632				
15	X	50	Over Calibration Range	Carbon dioxide

Approved: December 21, 2006

KEMRON Environmental Services

Instrument Run Log

00047466

Instrument: HP16 Dataset: 121906

Analyst1: JLS Analyst2: NA

Method: RSK175 SOP: RSK01 Rev: 7

Method: 5021 SOP: RSK01 Rev: 7

Maintenance Log ID: 17129

Internal Standard: NA Surrogate Standard: NA

CCV: STD15381 LCS: STD15381 MS/MSD: STD15381

Column 1 ID: RTQPLOT Column 2 ID: RTQPLOT

Workgroups: WG229898, WG229899

Comments

Seq.	Rerun	Dil.	Reason	Analytes
File ID: 16G5633				
16	X	50	Over Calibration Range	Carbon dioxide
File ID: 16G5634				
17	X	50	Over Calibration Range	Carbon dioxide
File ID: 16G5635				
19	X	50	Over Calibration Range	Carbon dioxide
File ID: 16G5637				
21	X	50	Over Calibration Range	Carbon dioxide
File ID: 16G5639				
23	X	50	Over Calibration Range	Carbon dioxide
File ID: 16G5641				
25	X	50	Over Calibration Range	Carbon dioxide
File ID: 16G5643				
26	X	50	Over Calibration Range	Carbon dioxide
File ID: 16G5644				
45	X	10	Over Calibration Range	Methane
File ID: 16G5663				
46	X	50	Over Calibration Range	Methane
File ID: 16G5664				
47	X	100	Over Calibration Range	Methane, ethene
File ID: 16G5665				
48	X	10	Over Calibration Range	Methane

Approved: December 21, 2006

KEMRON Environmental Services

Instrument Run Log

00047467

Instrument: HP16 Dataset: 121906

Analyst1: JLS Analyst2: NA

Method: RSK175 SOP: RSK01 Rev: 7

Method: 5021 SOP: RSK01 Rev: 7

Maintenance Log ID: 17129

Internal Standard: NA Surrogate Standard: NA

CCV: STD15381 LCS: STD15381 MS/MSD: STD15381

Column 1 ID: RTQPLOT Column 2 ID: RTQPLOT

Workgroups: WG229898, WG229899

Comments

Seq.	Rerun	Dil.	Reason	Analytes
File ID: 16G5666				
50	X	50	Over Calibration Range	Methane
File ID: 16G5668				

Approved: December 21, 2006

KEMRON Environmental Services
HOLDING TIMES
EQUIVALENT TO AFCEE FORM 9

00047468

Analytical Method: RSK175 AAB#: WG229899
Login Number: L0612459

Client ID	Date Collected	Date Received	Date Extracted	Max Hold Time Ext.	Time Held Ext.	Date Analyzed	Max Hold Time Anal	Time Held Anal.	Q
12WW21	12/18/06	12/19/06	12/19/06	14	1.20	12/19/06	14	1.20	

* EXT = SEE PROJECT QAPP REQUIREMENTS
*ANAL = SEE PROJECT QAPP REQUIREMENTS

KEMRON FORMS - Modified 11/20/2006
Version 1.5 PDF File ID: 660223
Report generated 12/29/2006 08:16

KEMRON Environmental Services

METHOD BLANK SUMMARY 00047469

Login Number: L0612459
Blank File ID: 16G5646
Prep Date: 12/19/06 17:31
Analyzed Date: 12/19/06 17:31
Analyst: JLS

Work Group: WG229899
Blank Sample ID: WG229899-01
Instrument ID: HP16
Method: RSK175

This Method Blank Applies To The Following Samples:

Client ID	Lab Sample ID	Lab File ID	Time Analyzed	TAG
LCS	WG229899-02	16G5647	12/19/06 17:45	01
LCS2	WG229899-03	16G5648	12/19/06 17:59	01
12WW21	L0612459-01	16G5657	12/19/06 20:05	01

KEMRON FORMS - Modified 12/07/2006
Version 1.5 PDF File ID: 652927
Report generated 12/29/2006 08:16

KEMRON Environmental Services

METHOD BLANK REPORT

00047470

Login Number: L0612459 Prep Date: 12/19/06 17:31 Sample ID: WG229899-01
Instrument ID: HP16 Run Date: 12/19/06 17:31 Prep Method: 5021
File ID: 16G5646 Analyst: JLS Method: RSK175
Workgroup (AAB#): WG229899 Matrix: Water Units: ug/L
Contract #: DACA56-94-D-0020 Cal ID: HP16-27-SEP-06

Analytes	SQL	PQL	Concentration	Dilution	Qualifier
methane	0.250	0.500	0.577	1	*
ethene	0.250	0.500	0.250	1	U
ethane	0.250	0.500	0.250	1	U

MDL Method Detection Limit
RL Reporting/quantitation Limit

* Analyte concentration > RL

KEMRON FORMS - Modified 12/07/2006
Version 1.5 PDF File ID: 652928
Report generated 12/29/2006 08:16

KEMRON Environmental Services

LABORATORY CONTROL SAMPLE (LCS)

00047471

Login Number: L0612459 Analyst: JLS Prep Method: 5021
Instrument ID: HP16 Matrix: Water Method: RSK175
Workgroup (AAB#): WG229899 Units: ug/L
Sample ID: WG229899-02 LCS File ID: 16G5647 Run Date: 12/19/2006 17:45
Sample ID: WG229899-03 LCS2 File ID: 16G5648 Run Date: 12/19/2006 17:59

Analytes	LCS			LCS2			%RPD	%Rec Limits	RPD Lmt	Q
	Known	Found	% REC	Known	Found	% REC				
methane	34.3	31.1	90.8	34.3	31.5	92.1	1.40	56 - 140	40	
ethene	59.9	53.6	89.6	59.9	52.9	88.4	1.35	56 - 140	40	
ethane	64.2	58.8	91.6	64.2	57.6	89.7	2.06	56 - 137	40	

KEMRON FORMS - Modified 07/13/2006
Version 1.5 PDF File ID: 652929
Report generated 12/29/2006 08:16

KEMRON Environmental Services

INITIAL CALIBRATION SUMMARY

00047472

Login Number: L0612459
Analytical Method: RSK175
ICAL Workgroup: WG223500

Instrument ID: HP16
Initial Calibration Date: 27-SEP-06 15:29
Column ID: F

Analyte		AVG RF	% RSD	LINEAR (R)	QUAD(R^2)
ethane		144300	24.0	1.00	
ethene		145800	30.8	1.00	
methane		88920	57.6	1.00	

R = Correlation coefficient; 0.995 minimum
R^2 = Coefficient of determination; 0.99 minimum

KEMRON FORMS - Modified 12/13/2006
Version 1.5 PDF File ID: 660224
Report generated 12/29/2006 08:16

KEMRON Environmental Services

INITIAL CALIBRATION DATA

00047473

Login Number: L0612459

Analytical Method: RSK175

Instrument ID: HP16

Initial Calibration Date: 27-SEP-06 15:29

Column ID: F

Analyte	WG223500-01			WG223500-02			WG223500-03		
	CONC	RESP	RF	CONC	RESP	RF	CONC	RESP	RF
ethane	0.100	22904.0000	229000	1.00	136942.000	136900	10.0	1240863.00	124100
ethene	0.100	25615.0000	256100	1.00	134565.000	134600	10.0	1208632.00	120900
methane	0.100	21538.0000	215400	1.00	77578.0000	77580	10.0	665937.000	66590

KEMRON FORMS - Modified 10/13/2006
Version 1.6 PDF File ID: 660224
Report generated 12/29/2006 08:16

KEMRON Environmental Services

INITIAL CALIBRATION DATA

00047474

Login Number: L0612459

Analytical Method: RSK175

Instrument ID: HP16

Initial Calibration Date: 27-SEP-06 15:29

Column ID: F

Analyte	WG223500-04			WG223500-05			WG223500-06		
	CONC	RESP	RF	CONC	RESP	RF	CONC	RESP	RF
ethane	20.0	2581706.00	129100	50.0	6486536.00	129700	100	13114659.0	131100
ethene	20.0	2544143.00	127200	50.0	6441905.00	128800	100	12874408.0	128700
methane	20.0	1376031.00	68800	50.0	3424931.00	68500	100	6927945.00	69280

KEMRON FORMS - Modified 10/13/2006
Version 1.6 PDF File ID: 660224
Report generated 12/29/2006 08:16

KEMRON Environmental Services

INITIAL CALIBRATION DATA

00047475

Login Number: L0612459

Analytical Method: RSK175

Instrument ID: HP16

Initial Calibration Date: 27-SEP-06 15:29

Column ID: F

Analyte	WG223500-07			WG223500-08		
	CONC	RESP	RF	CONC	RESP	RF
ethane	200	27423411.0	137100	300	41100017.0	137000
ethene	200	27055714.0	135300	300	40485879.0	135000
methane	200	14533928.0	72670	300	21776507.0	72590

KEMRON FORMS - Modified 10/13/2006
Version 1.6 PDF File ID: 660224
Report generated 12/29/2006 08:16

KEMRON Environmental Services

ALTERNATE SOURCE CALIBRATION REPORT

00047476

Login Number: L0612459 Run Date: 09/27/2006 Sample ID: WG223500-09

Instrument ID: HP16 Run Time: 15:43 Method: RSK175

File ID: 16G4204 Analyst: JLS

ICal Workgroup: WG223500 Cal ID: HP16 - 27-SEP-06

Analyte		Expected	Found	Units	RF	%D	UCL	Q
methane		85.6	77.3	ug/L	65300	9.70	30	
ethene		150	135	ug/L	122000	9.60	30	
ethane		160	145	ug/L	123000	9.70	30	

* Exceeds %D Limit

KEMRON FORMS - Modified 11/21/2006
Version 1.5 PDF File ID: 660271
Report generated 12/29/2006 08:31

KEMRON Environmental Services

CONTINUING CALIBRATION VERIFICATION (CCV)

00047477

Login Number: L0612459 Run Date: 12/19/2006 Sample ID: WG229897-04
Instrument ID: HP16 Run Time: 17:17 Method: RSK175
File ID: 16G5645 Analyst: JLS
Workgroup (AAB#): WG229899 Cal ID: HP16 - 27-SEP-06

Analyte		Expected	Found	UNITS	RF	%D	UCL	Q
methane		85.6	78.4	ug/L	66200	8.40	25	
ethene		150	135	ug/L	122000	9.60	25	
ethane		160	146	ug/L	124000	9.10	25	

* Exceeds %D Criteria

KEMRON FORMS - Modified 12/11/2006
Version 1.3 PDF File ID: 660225
Report generated 12/29/2006 08:16

KEMRON Environmental Services

CONTINUING CALIBRATION VERIFICATION (CCV)

00047478

Login Number: L0612459 Run Date: 12/19/2006 Sample ID: WG229897-05
Instrument ID: HP16 Run Time: 19:51 Method: RSK175
File ID: 16G5656 Analyst: JLS
Workgroup (AAB#): WG229899 Cal ID: HP16 - 27-SEP-06

Analyte		Expected	Found	UNITS	RF	%D	UCL	Q
methane		85.6	76.5	ug/L	64600	10.7	25	
ethene		150	131	ug/L	118000	12.5	25	
ethane		160	141	ug/L	120000	11.8	25	

* Exceeds %D Criteria

KEMRON FORMS - Modified 12/11/2006
Version 1.3 PDF File ID: 660225
Report generated 12/29/2006 08:16

KEMRON Environmental Services

CONTINUING CALIBRATION VERIFICATION (CCV)

00047479

Login Number: L0612459 Run Date: 12/19/2006 Sample ID: WG229897-06

Instrument ID: HP16 Run Time: 22:25 Method: RSK175

File ID: 16G5667 Analyst: JLS

Workgroup (AAB#): WG229899 Cal ID: HP16 - 27-SEP-06

Analyte		Expected	Found	UNITS	RF	%D	UCL	Q
methane		85.6	72.6	ug/L	61300	15.2	25	
ethene		150	123	ug/L	111000	17.7	25	
ethane		160	133	ug/L	113000	17.3	25	

* Exceeds %D Criteria

KEMRON FORMS - Modified 12/11/2006
Version 1.3 PDF File ID: 660225
Report generated 12/29/2006 08:16

Inorganic QA/QC

KEMRON Environmental Services
Data Checklist

00047481

Date: 08-DEC-2006
Analyst: JWR
Analyst: NA
Method: 300/9056
Instrument: IC2
Curve Workgroup: WG229106
Runlog ID: 13746
Analytical Workgroups:

System Performance Check	
Eluent check	
Initial Calibration	X
Average RF	
Linear Reg or Higher Order Curve	12/08/06
Alt Source Check	12/08/06
Continuing Calibration	
Continuing Calibration	
Client Specific Requirements	
Blanks	
Quant Report / Chromatogram	
Spike Compounds	
MS/MSD	
Excel Spreadsheet	
Samples	
TCL Hits	
Manual Integrations	X
Data Package	
Level 2	
Level 3	
Level 4	
Primary Reviewer	JWR
Secondary Reviewer	MDC
Check for compliance with method and project specific requirements	X
Check the completeness of reported information	X
Check the information for the report narrative	X
Check the resonableness of the results	X
Comments:	
Ran Curve and Alternate Source only for DX-320.	

Primary Reviewer:
13-DEC-2006

John Richards

Secondary Reviewer:
14-DEC-2006

Michael Cochran

Generated: DEC-14-2006 20:13:47

KEMRON Environmental Services
Data Checklist

00047482

Date: 19-DEC-2006
Analyst: JWR
Analyst: NA
Method: 300
Instrument: IC2
Curve Workgroup: WG229106
Runlog ID: 13945
Analytical Workgroups: WG230037

System Performance Check	
Eluent check	X
Initial Calibration	
Average RF	
Linear Reg or Higher Order Curve	12/08/06
Alt Source Check	12/08/06
Continuing Calibration	
Continuing Calibration	X
Client Specific Requirements	X
Blanks	
Quant Report / Chromatogram	X
Spike Compounds	X
MS/MSD	X
Excel Spreadsheet	X
Samples	
TCL Hits	X
Manual Integrations	X
Data Package	
Level 2	
Level 3	L0612458, 459, 460
Level 4	L0612471
Primary Reviewer	JWR
Secondary Reviewer	MDC
Check for compliance with method and project specific requirements	X
Check the completeness of reported information	X
Check the information for the report narrative	X
Check the resonableness of the results	X
Comments: L0612458, 459, 460	LAB DUE 12/29/06
L0612471	LAB DUE 01/02/07
Samples L0612458 (1-3) and L0612460-04 were analyzed outside of their 48 hour	
analytical hold time for NO2 and NO3. These samples were received on the second	
and third days after collection.	
All samples from workorders L0612459 & 460 were analyzed for NO2 at a dilution	
due to the level of Cl in the samples when analyzed neat. The Cl levels in these	
samples created peaks of a magnitude in size that "covered up" any NO2 peak near	
its RL. Dilutions were performed on these samples in order to reduce their Cl peak	
interference near the NO2 retention time window.	
Sample L0612458-01 had an extremely muddy matrix. This sample was centrifuged,	
filtered through 0.45 um syringe filters, and diluted after filtration in order to	
reduce its matrix turbidity to an acceptable level for injection into the IC.	
Samples L0612471-02, 04 were only analyzed at dilutions due to the extremely	
high levels of SO4 indicated by their pre-run screen results.	
The MS/MSD associated with this analytical batch had % Rec's for Cl and SO4	
below the advisory limit. The parent sample chosen for the MS/MSD had Cl and SO4	
results greater than their respective calibration ranges.	

Primary Reviewer:
27-DEC-2006

John Richards

Secondary Reviewer:
29-DEC-2006

Michael Cadwell

Generated: DEC-29-2006 11:45:27

KEMRON Environmental Services
HOLDING TIMES
EQUIVALENT TO AFCEE FORM 9

00047483

Analytical Method: 300.0 AAB#: WG230037
Login Number: L0612459

Client ID	Date Collected	Date Received	Date Extracted	Max Hold Time Ext.	Time Held Ext.	Date Analyzed	Max Hold Time Anal	Time Held Anal.	Q
12WW21	12/18/06	12/19/06	12/19/06	2	1.27	12/19/06	2	1.27	
12WW21	12/18/06	12/19/06	12/19/06	2	1.28	12/19/06	2	1.28	
12WW21	12/18/06	12/19/06	12/19/06	2	0.976	12/19/06	2	0.976	

* EXT = SEE PROJECT QAPP REQUIREMENTS
*ANAL = SEE PROJECT QAPP REQUIREMENTS

KEMRON FORMS - Modified 11/20/2006
Version 1.5 PDF File ID: 658624
Report generated 12/27/2006 18:52

KEMRON Environmental Services

METHOD BLANK SUMMARY 00047484

Login Number: L0612459
Blank File ID: I2121906.13
Prep Date: 12/19/06 10:09
Analyzed Date: 12/19/06 10:09
Analyst: JWR

Work Group: WG230037
Blank Sample ID: WG230037-01
Instrument ID: IC2
Method: 300.0

This Method Blank Applies To The Following Samples:

Client ID	Lab Sample ID	Lab File ID	Time Analyzed	TAG
LCS	WG230037-02	I2121906.14	12/19/06 10:26	01
12WW21	L0612459-01	I2121906.25	12/19/06 14:40	01
DUP	WG230037-04	I2121906.26	12/19/06 14:58	01
12WW21	L0612459-01	I2121906.49	12/19/06 21:38	DL01
12WW21	L0612459-01	I2121906.50	12/19/06 21:55	DL02
DUP	WG230037-08	I2121906.52	12/19/06 22:30	DL01

KEMRON Environmental Services

METHOD BLANK REPORT

00047485

Login Number: L0612459 Prep Date: 12/19/06 10:09 Sample ID: WG230037-01
Instrument ID: IC2 Run Date: 12/19/06 10:09 Prep Method: 300.0
File ID: I2121906.13 Analyst: JWR Method: 300.0
Workgroup (AAB#): WG230037 Matrix: Water Units: mg/L
Contract #: DACA56-94-D-0020 Cal ID: IC2-08-DEC-06

Analytes	SQL	PQL	Concentration	Dilution	Qualifier
Chloride	0.100	0.200	0.100	1	U
Nitrate	0.100	0.600	0.100	1	U
Nitrite	0.100	0.400	0.100	1	U
Sulfate	0.500	1.00	0.500	1	U

MDL Method Detection Limit
RL Reporting/quantitation Limit

* Analyte concentration > RL

KEMRON FORMS - Modified 12/07/2006
Version 1.5 PDF File ID: 658626
Report generated 12/27/2006 18:52

KEMRON Environmental Services

LABORATORY CONTROL SAMPLE (LCS)

00047486

Login Number: L0612459 Run Date: 12/19/2006 Sample ID: WG230037-02
Instrument ID: IC2 Run Time: 10:26 Prep Method: 300.0
File ID: I2121906.14 Analyst: JWR Method: 300.0
Workgroup (AAB#): WG230037 Matrix: Water Units: mg/L
Contract #: DACA56-94-D-0020 Cal ID: IC2-08-DEC-06

Analytes	Expected	Found	% Rec	LCS Limits	Q
Chloride	6.00	5.96	99.4	90 - 110	
Nitrate	4.07	4.04	99.4	90 - 110	
Nitrite	3.65	3.74	102	90 - 110	
Sulfate	30.0	30.5	102	90 - 110	

KEMRON FORMS - Modified 12/15/2006
Version 1.5 PDF File ID: 658627
Report generated 12/27/2006 18:52

KEMRON Environmental Services

DUPLICATE (DUP)

00047487

Sample Ref: L0612459-01 Cal ID: IC2-
Instrument ID: IC2
Sample ID: WG230037-03 File ID: I2121906.25 Dil: 1
Duplicate ID: WG230037-04 File ID: I2121906.26 Dil: 1

Worknum: WG230037
Method: 9056
Matrix: WATER
Units: mg/L

Analyte	Sample	Duplicate	RPD	RPD Limit	Q
Chloride	369	374	1.49	20	
Nitrate	ND	ND	0	20	
Nitrite	ND	ND	0	20	
Sulfate	317	316	0.306	20	

FAILS RPD LIMIT

NOTE: This is an internal quality control sample.

KEMRON FORMS - Modified 03/06/2006
Version 1.5 PDF File ID: 658629
Report generated 12/27/2006 18:52

KEMRON Environmental Services

DUPLICATE (DUP)

00047488

Sample Ref: L0612471-02 Cal ID: IC2-
Instrument ID: IC2
Sample ID: WG230037-07 File ID: I2121906.51 Dil: 10
Duplicate ID: WG230037-08 File ID: I2121906.52 Dil: 10

Worknum: WG230037
Method: 9056
Matrix: WATER
Units: mg/L

Analyte	Sample	Duplicate	RPD	RPD Limit	Q
Chloride	276	265	3.93	20	
Nitrate	54.6	53.8	1.61	20	
Nitrite	ND	ND	0	20	
Sulfate	6840	6670	2.52	20	

FAILS RPD LIMIT

NOTE: This is an internal quality control sample.

KEMRON FORMS - Modified 03/06/2006
Version 1.5 PDF File ID: 658629
Report generated 12/27/2006 18:52

KEMRON Environmental Services

MATRIX SPIKE AND MATRIX SPIKE DUP (MS/MSD)

00047489

Loginnum: L0612459 Cal ID: IC2- Worknum: WG230037
Instrument ID: IC2 Contract #: DACA56-94-D-0020 Method: 300.0
Parent ID: WG230037-03 File ID: I2121906.25 Dil: 1 Matrix: WATER
Sample ID: WG230037-05 MS File ID: I2121906.27 Dil: 1 Units: mg/L
Sample ID: WG230037-06 MSD File ID: I2121906.28 Dil: 1

Analyte	Parent	MS Spiked	MS Found	MS %Rec	MSD Spiked	MSD Found	MSD %Rec	%RPD	%Rec Limits	RPD Limit	Q
Chloride	369	6.00	364	-74.0	6.00	365	-73.0	0.0170	90 - 110	20	*
Nitrate	ND	4.07	4.15	102	4.07	4.07	100	2.04	90 - 110	20	
Nitrite	ND	3.65	3.52	96.4	3.65	3.56	97.5	1.21	90 - 110	20	
Sulfate	317	30.0	319	5.07	30.0	319	5.13	0.00502	90 - 110	20	*

* FAILS %REC LIMIT

FAILS RPD LIMIT

NOTE: This is an internal quality control sample.

KEMRON FORMS - Modified 12/08/2006
Version 1.5 PDF File ID: 658628
Report generated 12/27/2006 18:52

KEMRON Environmental Services

CONTINUING CALIBRATION BLANK (CCB)

00047490

Login Number: L0612459 Run Date: 12/19/2006 Sample ID: WG230040-02
Instrument ID: IC2 Run Time: 09:52 Method: 300.0
File ID: I2121906.12 Analyst: JWR Units: mg/L
Workgroup (AAB#): WG230037 Cal ID: IC2 - 08-DEC-06

Analytes	MDL	RDL	Concentration	Dilution	Qualifier
Cl	0.100	0.200	0		U
NO3-N	0.100	0.600	0		U
NO2-N	0.100	0.400	0		U
SO4	0.500	1.00	0.338	1	U

U = Result is less than MDL
F = Result is between MDL and RL
* = Result is above RL

KEMRON FORMS - Modified 09/27/2006
Version 2.0 PDF File ID: 658631
Report generated 12/27/2006 18:52

KEMRON Environmental Services

CONTINUING CALIBRATION BLANK (CCB)

00047491

Login Number: L0612459 Run Date: 12/19/2006 Sample ID: WG230040-04
Instrument ID: IC2 Run Time: 14:23 Method: 300.0
File ID: I2121906.24 Analyst: JWR Units: mg/L
Workgroup (AAB#): WG230037 Cal ID: IC2 - 08-DEC-06

Analytes	MDL	RDL	Concentration	Dilution	Qualifier
Cl	0.100	0.200	0		U
NO3-N	0.100	0.600	0		U
NO2-N	0.100	0.400	0		U
SO4	0.500	1.00	0		U

U = Result is less than MDL
F = Result is between MDL and RL
* = Result is above RL

KEMRON FORMS - Modified 09/27/2006
Version 2.0 PDF File ID: 658631
Report generated 12/27/2006 18:52

KEMRON Environmental Services

CONTINUING CALIBRATION BLANK (CCB)

00047492

Login Number: L0612459 Run Date: 12/19/2006 Sample ID: WG230040-06
Instrument ID: IC2 Run Time: 17:52 Method: 300.0
File ID: I2121906.36 Analyst: JWR Units: mg/L
Workgroup (AAB#): WG230037 Cal ID: IC2 - 08-DEC-06

Analytes	MDL	RDL	Concentration	Dilution	Qualifier
Cl	0.100	0.200	0		U
NO3-N	0.100	0.600	0		U
NO2-N	0.100	0.400	0		U
SO4	0.500	1.00	0		U

U = Result is less than MDL
F = Result is between MDL and RL
* = Result is above RL

KEMRON FORMS - Modified 09/27/2006
Version 2.0 PDF File ID: 658631
Report generated 12/27/2006 18:52

KEMRON Environmental Services

CONTINUING CALIBRATION BLANK (CCB)

00047493

Login Number: L0612459 Run Date: 12/19/2006 Sample ID: WG230040-08
Instrument ID: IC2 Run Time: 21:21 Method: 300.0
File ID: I2121906.48 Analyst: JWR Units: mg/L
Workgroup (AAB#): WG230037 Cal ID: IC2 - 08-DEC-06

Analytes	MDL	RDL	Concentration	Dilution	Qualifier
Cl	0.100	0.200	0		U
NO3-N	0.100	0.600	0		U
NO2-N	0.100	0.400	0		U
SO4	0.500	1.00	0		U

U = Result is less than MDL
F = Result is between MDL and RL
* = Result is above RL

KEMRON FORMS - Modified 09/27/2006
Version 2.0 PDF File ID: 658631
Report generated 12/27/2006 18:52

KEMRON Environmental Services

CONTINUING CALIBRATION BLANK (CCB)

00047494

Login Number: L0612459 Run Date: 12/20/2006 Sample ID: WG230040-10
Instrument ID: IC2 Run Time: 00:32 Method: 300.0
File ID: I2121906.59 Analyst: JWR Units: mg/L
Workgroup (AAB#): WG230037 Cal ID: IC2 - 08-DEC-06

Analytes	MDL	RDL	Concentration	Dilution	Qualifier
Cl	0.100	0.200	0		U
NO3-N	0.100	0.600	0		U
NO2-N	0.100	0.400	0		U
SO4	0.500	1.00	0		U

U = Result is less than MDL
F = Result is between MDL and RL
* = Result is above RL

KEMRON FORMS - Modified 09/27/2006
Version 2.0 PDF File ID: 658631
Report generated 12/27/2006 18:52

KEMRON Environmental Services

CONTINUING CALIBRATION VERIFICATION (CCV)

00047495

Login Number: L0612459 Run Date: 12/19/2006 Sample ID: WG230040-01

Instrument ID: IC2 Run Time: 09:34 Method: 300.0

File ID: I2121906.11 Analyst: JWR

Workgroup (AAB#): WG230037 Cal ID: IC2 - 08-DEC-06

Analyte		Expected	Found	UNITS	RF	%D	UCL	Q
Chloride		6.00	5.94	mg/L	8.12	1.10	15	
Nitrate		4.07	4.02	mg/L	3.38	1.10	15	
Nitrite		3.65	3.72	mg/L	3.74	1.90	15	
Sulfate		30.0	30.2	mg/L	10.5	0.800	15	

* Exceeds %D Criteria

KEMRON FORMS - Modified 12/11/2006
Version 1.3 PDF File ID: 658630
Report generated 12/27/2006 18:52

KEMRON Environmental Services

CONTINUING CALIBRATION VERIFICATION (CCV)

00047496

Login Number: L0612459 Run Date: 12/19/2006 Sample ID: WG230040-03

Instrument ID: IC2 Run Time: 14:06 Method: 300.0

File ID: I2121906.23 Analyst: JWR

Workgroup (AAB#): WG230037 Cal ID: IC2 - 08-DEC-06

Analyte		Expected	Found	UNITS	RF	%D	UCL	Q
Chloride		6.00	5.99	mg/L	8.04	0.200	15	
Nitrate		4.07	4.08	mg/L	3.33	0.400	15	
Nitrite		3.65	3.72	mg/L	3.74	1.80	15	
Sulfate		30.0	30.3	mg/L	10.4	0.900	15	

* Exceeds %D Criteria

KEMRON FORMS - Modified 12/11/2006
Version 1.3 PDF File ID: 658630
Report generated 12/27/2006 18:52

KEMRON Environmental Services

CONTINUING CALIBRATION VERIFICATION (CCV)

00047497

Login Number: L0612459 Run Date: 12/19/2006 Sample ID: WG230040-05

Instrument ID: IC2 Run Time: 17:34 Method: 300.0

File ID: I2121906.35 Analyst: JWR

Workgroup (AAB#): WG230037 Cal ID: IC2 - 08-DEC-06

Analyte		Expected	Found	UNITS	RF	%D	UCL	Q
Chloride		6.00	6.17	mg/L	7.80	2.80	15	
Nitrate		4.07	4.02	mg/L	3.39	1.30	15	
Nitrite		3.65	3.75	mg/L	3.71	2.70	15	
Sulfate		30.0	30.8	mg/L	10.3	2.70	15	

* Exceeds %D Criteria

KEMRON FORMS - Modified 12/11/2006
Version 1.3 PDF File ID: 658630
Report generated 12/27/2006 18:52

KEMRON Environmental Services

CONTINUING CALIBRATION VERIFICATION (CCV)

00047498

Login Number: L0612459 Run Date: 12/19/2006 Sample ID: WG230040-07

Instrument ID: IC2 Run Time: 21:03 Method: 300.0

File ID: I2121906.47 Analyst: JWR

Workgroup (AAB#): WG230037 Cal ID: IC2 - 08-DEC-06

Analyte		Expected	Found	UNITS	RF	%D	UCL	Q
Chloride		6.00	6.07	mg/L	7.93	1.20	15	
Nitrate		4.07	4.07	mg/L	3.34	0.100	15	
Nitrite		3.65	3.81	mg/L	3.65	4.20	15	
Sulfate		30.0	30.6	mg/L	10.3	2.10	15	

* Exceeds %D Criteria

KEMRON FORMS - Modified 12/11/2006
Version 1.3 PDF File ID: 658630
Report generated 12/27/2006 18:52

KEMRON Environmental Services

CONTINUING CALIBRATION VERIFICATION (CCV)

00047499

Login Number: L0612459 Run Date: 12/20/2006 Sample ID: WG230040-09

Instrument ID: IC2 Run Time: 00:15 Method: 300.0

File ID: I2121906.58 Analyst: JWR

Workgroup (AAB#): WG230037 Cal ID: IC2 - 08-DEC-06

Analyte		Expected	Found	UNITS	RF	%D	UCL	Q
Chloride		6.00	6.07	mg/L	7.94	1.20	15	
Nitrate		4.07	4.00	mg/L	3.40	1.60	15	
Nitrite		3.65	3.76	mg/L	3.70	2.90	15	
Sulfate		30.0	30.9	mg/L	10.2	2.90	15	

* Exceeds %D Criteria

KEMRON FORMS - Modified 12/11/2006
Version 1.3 PDF File ID: 658630
Report generated 12/27/2006 18:52

KEMRON Environmental Services
Data Checklist

00047500

Date: 21-DEC-2006
Analyst: DIH
Analyst: NA
Method: TOC
Instrument: TOC
Curve Workgroup: NA
Runlog ID:
Analytical Workgroups: WG230051 WG230052

Calibration/Linearity	1/12/06
Second Source Check	X
ICV/CCV (std)	X
ICB/CCB	X
Blank	X
LCS/LCS Dup	X
MS/MSD	X
Duplicate	X
Upload Results	X
Client Forms	X
QC Violation Sheet	X
Case Narratives	X
Signed Raw Data	X
STD/LCS on benchsheet	X
Check for compliance with method and project specific requirements	X
Check the completeness of reported information	X
Check the information for the report narrative	X
Primary Reviewer	DIH
Secondary Reviewer	
Comments	

Primary Reviewer:
26-DEC-2006

Secondary Reviewer:

Generated: DEC-26-2006 16:42:26

KEMRON Environmental Services
HOLDING TIMES
EQUIVALENT TO AFCEE FORM 9

00047501

Analytical Method: 415.1 AAB#: WG230052
Login Number: L0612459

Client ID	Date Collected	Date Received	Date Extracted	Max Hold Time Ext.	Time Held Ext.	Date Analyzed	Max Hold Time Anal	Time Held Anal.	Q
12WW21	12/18/06	12/19/06	12/21/06	28	3.35	12/21/06	28	3.35	

* EXT = SEE PROJECT QAPP REQUIREMENTS
*ANAL = SEE PROJECT QAPP REQUIREMENTS

KEMRON FORMS - Modified 11/20/2006
Version 1.5 PDF File ID: 657015
Report generated 12/26/2006 16:48

KEMRON Environmental Services

METHOD BLANK SUMMARY 00047502

Login Number: L0612459
Blank File ID: TC12-21-2006.31
Prep Date: 12/21/06 19:47
Analyzed Date: 12/21/06 19:47
Analyst: DIH

Work Group: WG230052
Blank Sample ID: WG230052-01
Instrument ID: TOC-VWP
Method: 415.1

This Method Blank Applies To The Following Samples:

Client ID	Lab Sample ID	Lab File ID	Time Analyzed	TAG
LCS	WG230052-02	TC12-21-2006.32	12/21/06 20:01	01
LCS2	WG230052-03	TC12-21-2006.33	12/21/06 20:14	01
12WW21	L0612459-01	TC12-21-2006.47	12/21/06 23:44	01
12WW21	L0612459-01	TC12-21-2006.47	12/21/06 23:44	01

KEMRON FORMS - Modified 12/07/2006
Version 1.5 PDF File ID: 657016
Report generated 12/26/2006 16:48

KEMRON Environmental Services

METHOD BLANK REPORT

00047503

Login Number: L0612459 Prep Date: 12/21/06 19:47 Sample ID: WG230052-01
Instrument ID: TOC-VWP Run Date: 12/21/06 19:47 Prep Method: 415.1
File ID: TC12-21-2006.31 Analyst: DIH Method: 415.1
Workgroup (AAB#): WG230052 Matrix: Water Units: mg/L
Contract #: DACA56-94-D-0020 Cal ID: TOC-VW-12-JAN-06

Analytes	SQL	PQL	Concentration	Dilution	Qualifier
Total Organic Carbon	0.500	1.00	0.500	1	U

MDL Method Detection Limit
RL Reporting/quantitation Limit

* Analyte concentration > RL

KEMRON FORMS - Modified 12/07/2006
Version 1.5 PDF File ID: 657017
Report generated 12/26/2006 16:48

KEMRON Environmental Services

LABORATORY CONTROL SAMPLE (LCS)

00047504

Login Number: L0612459 Analyst: DIH Prep Method: 415.1
Instrument ID: TOC-VWP Matrix: Water Method: 415.1
Workgroup (AAB#): WG230052 Units: mg/L
Sample ID: WG230052-02 LCS File ID: TC12-21-2006.32 Run Date: 12/21/2006 20:01
Sample ID: WG230052-03 LCS2 File ID: TC12-21-2006.33 Run Date: 12/21/2006 20:14

Analytes	LCS			LCS2			%RPD	%Rec Limits	RPD Lmt	Q
	Known	Found	% REC	Known	Found	% REC				
Total Organic Carbon	25.0	25.3	101	25.0	25.2	101	0.356	85 - 115	15	

KEMRON FORMS - Modified 07/13/2006
Version 1.5 PDF File ID: 657018
Report generated 12/26/2006 16:48

00047505

2 Coolers

Shaw® Shaw Environmental, Inc.

3010 Briarpark Drive, Suite 4N
Houston, TX 77042 (713) 996-4400

CHAIN-OF-CUSTODY

No. 10490

Laboratory Name: Kemron
Address: 156 Starlite Dr. Marietta, OH 45750
Contact: Stephanie Mossberg (740) 373-4071

Project Name: LHAAP
Project Location: Karnack, TX
Project No.: 845714-0483901
Project Contact: Allen Willemore
Project Telephone No.: 713-247-9292
Point of contact: Diane Meyer
Telephone No. 713-996-4408
Project Manager/Supervisor: Praveen Srivastav

Analysis and Method Desired (Indicate separate containers)

Item No.	Sample Number	Date	Time	Comp	Grab	Matrix	Sample Description, Location	Number of Containers	VOC	D-Bases	Anions	TOC				Remarks
1	12WW21	12/18	1515		✓	W	Site 12, LHAAP	8	✓	✓	✓	✓				
2																
3																
4																
5																
6																
7																
8																
9																
10																

Transfers Relinquished By (Signature)	Date/Time	Transfers Accepted By (Signature)	Date/Time
M. [illegible]	12-18-06 (1515)	UPS	12-18-06 1515
		Laboratory [illegible]	12-19-06 0945

Special Instructions: UPS
Clc dated Sp intact cooler temp 3 b4 9
FedEx Airbill No.: 12 401 663 22 1005 7114
Sampler's Signature: M. [illegible]

TAT: ____ Standard ____ Rush Due: ___ Seals Intact? ____Y ____N Received Good Condition ____Y ____N ____ Cold

White - Lab Copy Canary - Field Copy Pink - File Copy

B2705
00047506

SAMPLE RECEIPT FORM

156 STARLITE DRIVE
MARIETTA, OH
45750
(740) 373-4071

Date: 12-19-06 Client: Shaw E&I

Shipped By: ( ) Fed-Ex (✓) UPS ( )DHL ( ) KEMRON ( ) Client ( ) Other 0945

Opened By: JJ

Logged By: BG Login # L06 12459

IR Temp Gun: ( ) D (✓) G

COOLER INFORMATION

Number	Cooler ID	Temp °C	Airbill#	COC#	Other
1	467	3	1Z 401 663 22 1005 7123		EXPORT
2	654	3	1Z 401 663 22 1005 7114		EXPORT MW03, MW07, MW02, MW04, MW58
3					
4					
5					
6					

Were all coolers sealed?	(Y)	N	N/A
Were custody seals used on all coolers?	(Y)	N	N/A
Were custody seals intact?	(Y)	N	N/A
Was visible ice present?	(Y)	N	N/A
Were all coolers in the temperature range of 2-6C? (>6C*)	(Y)	N	N/A
Were the samples frozen?*	Y	(N)	N/A
Were COC papers provided?	(Y)	N	N/A
Were all sample containers intact?*	(Y)	N	N/A
Were all sample labels intact?	(Y)	N	N/A
Were all sample labels legible?*	(Y)	N	N/A
Did all sample labels match the COC?*	(Y)	N	N/A
Was the label information complete?*	(Y)	N	N/A
Were the correct containers used?*	(Y)	N	N/A
Were the correct preservatives added to water samples?*	(Y)	N	N/A
Was the pH tested on preserved water samples?	(Y)	N	N/A
Were pH ranges acceptable?*	(Y)	N	N/A
Was sufficient amount of sample provided?*	(Y)	N	N/A
Were bubbles present in VOA samples?*	Y	(N)	N/A
Were COC's signed and dated?	(Y)	N	N/A
Did samples arrive before hold time expired?*	(Y)	N	N/A
Are discrepancy forms attached?	Y	N	(N/A)

**Requires a discrepancy form*

CRF #1
Revised 8/22/03

Comments:

KEMRON Environmental Services
Internal Chain of Custody Report

00047507

Login: L0612459
Account: 2773
Project: 2773.025
Samples: 1
Due Date: 29-DEC-2006

Samplenum	Container ID	Products
L0612459-01	307271	TOC TIC

Bottle: 1

Seq.	Purpose	From	To	Date/Time	Accept	Relinquish
1	LOGIN			19-DEC-2006 10:45	BRG	
2	ANALYZ	W1	WET	21-DEC-2006 06:59	DIH	BRG
3	STORE	WET	A1	26-DEC-2006 07:32	BRG	DIH

Samplenum	Container ID	Products
L0612459-01	307269	826-SPE

Bottle: 1

Seq.	Purpose	From	To	Date/Time	Accept	Relinquish
1	LOGIN			19-DEC-2006 10:45	BRG	
2	ANALYZ	V1	ORG4	20-DEC-2006 10:48	FJB	JS

Bottle: 2

Seq.	Purpose	From	To	Date/Time	Accept	Relinquish
1	LOGIN			19-DEC-2006 10:45	BRG	
2	ANALYZ	V1	ORG4	20-DEC-2006 10:48	FJB	JS

Bottle: 3

Seq.	Purpose	From	To	Date/Time	Accept	Relinquish
1	LOGIN			19-DEC-2006 10:45	BRG	
2	ANALYZ	V1	ORG4	20-DEC-2006 10:48	FJB	JS

Samplenum	Container ID	Products
L0612459-01	307270	RSK175

Bottle: 1

Seq.	Purpose	From	To	Date/Time	Accept	Relinquish
1	LOGIN			19-DEC-2006 10:45	BRG	
2	ANALYZ	V1	ORG4	19-DEC-2006 14:56	JLS	JS

Bottle: 2

Seq.	Purpose	From	To	Date/Time	Accept	Relinquish
1	LOGIN			19-DEC-2006 10:45	BRG	
2	ANALYZ	V1	ORG4	19-DEC-2006 14:56	JLS	JS

Bottle: 3

Seq.	Purpose	From	To	Date/Time	Accept	Relinquish
1	LOGIN			19-DEC-2006 10:45	BRG	
2	ANALYZ	V1	ORG4	19-DEC-2006 14:56	JLS	JS

KEMRON Environmental Services
Internal Chain of Custody Report

00047508

Login: L0612459
Account: 2773
Project: 2773.025
Samples: 1
Due Date: 29-DEC-2006

Samplenum	Container ID	Products
L0612459-01	307268	300

Bottle: 1

Seq.	Purpose	From	To	Date/Time	Accept	Relinquish
1	LOGIN			19-DEC-2006 10:45	BRG	
2	ANALYZ	L1	WET	19-DEC-2006 10:55	DSF	BRG
3	STORE	WET	A1	21-DEC-2006 09:40	JKT	DSF

ANALYSIS: VOLATILE MATRIX: LIQUID X
EPA METHOD: _8260B_____ SOIL/SOLID_____ TCLP_____
BY GC/MS: LIQUID_____ Hold times met? yes

REQUIREMENTS		Y	N	NA
Method Blank	Every Batch or 20 Samples	✓		
	All Compounds < MDL	✓		
Trip Blank or Equipment Samples	Any contaminants detected?			✓
Matrix Spike % Recovery Value	Within those set by Lab			✓
Matrix Spike Dup % Recovery Value	Within those set by Lab			✓
MS / MSD RPD	< Lab QC Limits			✓
% LCS Recovery Value	Within those set by Lab		✓	
% LCSD Recovery Value	Within those set by Lab		✓	
LCS /LCSD RPD	< Lab QC Limits	✓		
% Surrogate Recovery Limits	Within those set by Lab	✓		
Field Duplicate Evaluation	RPD <35% or difference < 2 SQL for water			✓
	RPD <50% of difference < 3.5 SQL for soil			✓

If "NO," list all samples below:

Blank Information

Blank Type	Blank ID	Prep Batch	Date	Contaminant Found	Concentration (Specify Units)	Associated Samples

Matrix Spike / Matrix Spike Duplicate Results and Field Duplicate

Sample Type	Sample ID	Analyte	MS Recovery	MSD Recovery	Result - 1	Result - 2	RPD%

Any runs with one (1) or more recoveries outside limits?

Run Date	Surrogate Compound	Analyte	Original % Recovery	Re-Run Recovery	Comments

Laboratory Control Sample

Sample Type	Sample ID	Compound	LCS %	LCSD %	RPD%	
water	WG 230320	chloromethane	129	136	40-125	#6 -5x NO
	↓	vinyl chloride	141	141	65-146	
	WG230227	chloromethane	123	129	40-125	-5x NO (1-5)

TIER 2 DATA REVIEW –VOLATILE ANALYSIS

ANALYSIS: VOLATILE ANALYSIS
EPA METHOD: 8260B
BY: GC/MS

MATRIX: LIQUID X
SOLID/SOIL_____ TCLP_____

REQUIREMENT		Y	N	NA
Tune Calibration Check	BFB Every 12 Hours	✓		
Initial Calibration Check	% RSD <OR = 30%	✓		
Continuing Calibration Check	% DIFF <OR = 25%		✓	
SPCC Compounds **(Chlorobenzene/1, 1, 2, 2-TCA)**	**RF** = OR > 0.30	✓		
Bromoform, 1, 1-Dichlorooethane, Chloromethane	**RF** = OR > 0.10	✓		
Any CCAL Mean	RF = OR > 0.05	✓		
All sample/blank internal standard areas	Within those set by Lab	✓		
All sample/blank internal standard retention times	Within 30 sec. of Standard IS RT	✓		

If "NO," List all samples below

Tune Calibration

BFB Run		GC/MS ID	Prep Batch	Associated Samples
Date	Time			

Initial Calibration

Calibration		GC/MS ID	Matrix	Mean RRF	% RSD	Compound	Associated Samples
Date	Time						

Continuing Calibration

Calibration		GC/MS ID	Matrix	Mean RRF	% RSD	Compound	Associated Samples
Date	Time						
12/27/06	1120	HP11510	Water		49.7	Methylacetate	SX#6 Quality VJ058

Internal Standard Performance

Sample Number	Internal Standard Area/RT	Limits	Comments

TIER 1 DATA REVIEW – ORGANIC ANALYSIS

ANALYSIS: Dissolved Gases
MATRIX: LIQUID X
EPA METHOD: RSK 175
SOLID/SOIL _____ TCLP _____
BY: GC OR HPLC
HOLD TIMES MET? yes

REQUIREMENTS		Y	N	NA
Method Blank	Every Batch or 20 Samples	✓		
	All Compounds <MDL		✓	
Matrix Spike % Recovery Values	Within those set by Lab			✓
Matrix Spike Dup % Recovery Values	Within those set by Lab			✓
MS/MSD RPD	<Lab QC Limits			✓
% LCS Recovery Value	Within those set by Lab	✓		
% LCSD Recovery Values	Within those set by Lab	✓		
LCS/LCSD RPD	<Lab QC Limits	✓		
% Surrogate Recovery Limits	Within those set by Lab			✓
Field Duplicate Evaluation	RPD < 35% or difference < 2 SQL for water			✓
	RPD < 50% or difference < 3.5 SQL for soil			✓

If "NO," List all samples below:

Blank Information

Run Date	Run Time	Date Extracted	Blank ID	Compound	Conc. Units	Associated Samples
method blank		WG229899		methane	0.57ug/L	5x=2.885
↓		WG230008		methane	0.493	5x= 2.465

Qualify #2, 3, 4 B06A

Matrix Spike / Matrix Spike Duplicate Results and Field Duplicate

5x #1, 5, 6 >5x method blank

Sample Type	Sample ID	Analyte	MS Recovery	MSD Recovery	Result - 1	Result - 2	RPD %

Any runs with one (1) or more recoveries outside limits for each fraction?

Run Date	Surrogate Compound	Analyte	Original % Recovery	Re-Run Recovery	Comments

Laboratory Control Sample

Sample Type	Sample ID	Compound	LCS %	LCSD %	Comments

Initial and continuing calibration w/in QC limits

TIER 1 DATA REVIEW – CONVENTIONAL ANALYSIS

ANALYSIS: Anions-3000 MATRIX: LIQUID X
METHOD: TOC & TIC-415.1 SOLID/SOIL_____
BY: _____

REQUIREMENTS hold times met		Y	N	NA
Method Blank	Every Batch or 20 Samples	✓		
	All Compounds <MDL	✓		
Matrix Spike Recovery Values	75-125%			✓
Matrix Spike Duplicate Recovery Values	75-125%			✓
LCS Recovery Values	80-120%	✓		
LCSD Recovery Values	80-120% TOC	✓		
LCS / LCSD RPD	<20%	✓		
PRECISION (QC Sample Field Sample or Field Sample/QC Sample)	RPD < 35% or difference < 2 SQL for water			✓
	RPD < 50% or difference < 3.5 SQL for soil			✓

If "NO," List all samples below:

Blank Type	Run Date	Run Time	Date Prepped	Blank ID	Compound	Concentration (units)	Associated Samples

Matrix Spike / Matrix Spike Duplicate Results and Field Duplicate

Sample Type	Sample ID	Analyte	MS Recovery	MSD Recovery	Result -1	Result - 2	RPD%

Laboratory Control Sample Analysis

File Name	Analysis Type / Element	Instrument ID	Recovery %

Initial & continuing calibrations and blanks w/in QC limits

156 Starlite Drive, Marietta, OH 45750 • TEL 740-373-4071 • FAX 740-373-4835 • http://www.kemron.com

Laboratory Report Number: L0612460

Please find enclosed the analytical results for the samples you submitted to KEMRON Environmental Services.

Review and compilation of your report was completed by KEMRON's Sales and Service Team. If you have questions, comments or require further assistance regarding this report, please contact your team member noted in the reviewed box bleow at 800-373-4071. Team member e-mail addresses also appear here for your convenience.

Debra Elliott - Team Leader
delliott@kemron-lab.com

Cheryl Koelsch - Team Chemist/Data Specialist
ckoelsch@kemron-lab.com

Stephanie Mossburg - Team Chemist/Data Specialist
smossburg@kemron-lab.com

Kathy Albertson - Team Chemist/Data Specialist
kalbertson@kemron-lab.com

Amanda Fickiesen - Client Services Specialist
afickiesen@kemron-lab.com

Annie Bock - Client Services Specialist
abock@kemron-lab.com

Katie Barnes - Team Assistant
kbarnes@kemron-lab.com

Cara Strickler - Team Assistant
cstrickler@kemron-lab.com

This report was reviewed on December 29, 2006.

Stephanie Mossburg

STEPHANIE MOSSBURG - Team Chemist/Data Specialist

I certify that all test results meet all of the requirements of the NELAP standards and other applicable contract terms and conditions. All results for soil samples are reported on a 'dry-weight' basis unless specified otherwise. Analytical results for water and wastes are reported on a 'as received' basis unless specified otherwise. A statement of uncertainty for each analysis is available upon request. This laboratory report shall not be reproduced, except in full, without the written approval of KEMRON Environmental Services.

This report was certified on December 29, 2006.

David E. Vandenberg

David Vandenberg - Vice President

FL DOH NELAP ID: E8755
This report contains a total of 159 pages.

Protecting Our Environmental Future

KEMRON ENVIRONMENTAL SERVICES
REPORT NARRATIVE

KEMRON Login No.: L0612460

CHAIN OF CUSTODY: The chain of custody number was 10483.

SHIPMENT CONDITIONS: The chain of custody forms were received sealed in a cooler. The cooler temperatures were 3 and 3 degrees C.

SAMPLE MANAGEMENT: All samples received were intact.

I certify that this data package is in compliance with the terms and conditions agreed to by the client and KEMRON Environmental Services, both technically and for completeness, except for the conditions noted above. Release of the data contained in this hardcopy data package has been authorized by the Laboratory Manager or designated person, as verified by the following signature.

Approved: 21-DEC-06

Stephanie Moosburg

Laboratory Data Package Cover Page

00047515

This data Package consists of:

This signature page, the laboratory review checklists, and the following reportable data:

R1 Field chain-of-custody documentation;

R2 sample identification cross-reference;

R3 Test reports (analytical data sheets) for each enviornmental sample that includes:

a) Items consistant with NELAC 5.13 or ISO/IEC 17025 Section 5.10

b) dilution factors,

c) preparation methods,

d) Cleanup methods, and

e) If required for the project, tentatively identified compounds (TICs)

R4 Surrogate recovery data including:

a) Calculated recovery (%R) for each analyte, and

b) The laboratory's surrogate QC limits.

✓R5 Test reports/summary forms for blank samples;

✓R6 Test reports/summary forms for laboratory control samples (LCSs) including:

a) LCS spiking amount,

b) Calculated %R for each analyte, and

c) The laboratory"s LCS QC limits.

R7 Test reports for project matrix spike/matrix spike duplicates (MS/MSDs) including:

a) Samples associated with the MS/MSD clearly identified,

b) MS/MSD spiking amounts,

c) Concentration of each MS/MSD analyte measured in the parent and spiked samples,

d) Calculated %R and relative percent differences (RPDs), and

e) The laboratory's MS/MSD QC limits

R8 Laboratory analytical duplicate (if applicable) revocery and precision:

a) the amount of analyte measured in the duplicate,

b) the calculated RPD, and

c) the laboratory's QC limits for anlytical duplicates.

R9 List of method quantitation limits (MQLs) for each analyte for each method and matrix;

R10 Other problems or anomalies.

The exception Report for every "No" or "Not Reviewed (NR)" item in laboratory review checklist.

Release statement: I am responsible for the release of this laboratory data package. This data package has been reviewed by the laboratory and is complete and technically compliant with the requirements of the methods used, except where noted by the laboratory in the attached exceptions reports. By my signature below, I affirm to the best of my knowledge, all problems/anomalies, observed by the laboratory as having the potential to affect the quality of the data, have been identified by the laboratoy in the Laboratory Review Checklist, and no information or data have been knowingly withheld that would affect the quality of the data.

Check, If applicable: [] This laboratory is an in-house laboratory controlled by the person repsonding to rule. The official signing the cover page of the rule-required report (for example, the APAR) in which these data are used is responsible for releasing this data package and is by signature affirming the above release statement is trus.

DEANNA I. HESSON	Deanna Hesson	Conventional Lab Supervisor	December 28, 2006
Name (Printed)	Signature	Official Title (printed)	DATE

RG-366/TRRP-13 December 2002 A1

KEMRON Environmental Services
Laboratory Review Checklist

Laboratory Name:	KEMRON
Laboratory Log Number:	L0612460
Project Name:	798-LONGHORN
Method:	TOC
Prep Batch Number(s):	WG230052
Reviewer Name:	DEANNA I. HESSON
LRC Date:	December 28, 2006

Description	Yes	No	NA(1)	NR(2)	ER(3)
Chain-Of-Custody (C-O-C)					
Did samples meet the laboratory's standard conditions of sample acceptability upon receipt?	✓				
Were all departures from standard conditions described in an exception report?	✓				
Sample and quality control (QC) identification					
Are all field sample ID numbers cross-referenced to the laboratory ID numbers?	✓				
Are all laboratory ID numbers cross-referenced to the corresponding QC data?	✓				
Test reports					
Were all samples prepared and analyzed within holding times?	✓				
Other than those results <MQL, were all other raw values bracketed by calibration standards?	✓				
Were calculations checked by a peer or supervisor?	✓				
Were all analyte identifications checked by a peer or supervisor?	✓				
Were sample quantitation limits reported for all analytes not detected?	✓				
Were all results for soil and sediment samples reported on a dry weight basis?	✓				
Were % moisture (or solids) reported for all soil and sediment samples?	✓				
If required for the project, TICs reported?	✓				
Surrogate recovery data					
Were surrogates added prior to extraction?			✓		
Were surrogate percent recoveries in all samples within the laboratory QC limits?			✓		
Test reports/summary forms for blank samples					
Were appropriate type(s) of blanks analyzed?	✓				
Were blanks analyzed at the appropriate frequency?	✓				
Were method blanks taken through the entire analytical process, including preparation and, if applicable, cleanup procedures?	✓				
Were blank concentrations <MQL?	✓				
Laboratory control samples (LCS):					
Were all COCs included in the LCS?	✓				
Was each LCS taken through the entire analytical procedure, including prep and cleanup steps?	✓				
Were LCSs analyzed at the required frequency?	✓				
Were LCS (and LCSD, if applicable) %Rs within the laboratory QC limits?	✓				
Does the detectability data document the laboratorys capability to detect the COCs at the MDL used to calculate the SQLs?	✓				
Was the LCSD RPD within QC limits?	✓				
Matrix spike (MS) and matrix spike duplicate (MSD) data					
Were the project/method specified analytes included in the MS and MSD?	✓				
Were MS/MSD analyzed at the appropriate frequency?	✓				
Were MS (and MSD, if applicable) %Rs within the laboratory QC limits?	✓				

Description	Yes	No	NA(1)	NR(2)	ER(3)
Were MS/MSD RPDs within laboratory QC limits?	00047517				
Analytical duplicate data					
Were appropriate analytical duplicates analyzed for each matrix?	✓				
Were analytical duplicates analyzed at the appropriate frequency?	✓				
Were RPDs or relative standard deviations within the laboratory QC limits?	✓				
Method quantitation limits (MQLs):					
Are the MQLs for each method analyte included in the laboratory data package?	✓				
Do the MQLs correspond to the concentration of the lowest non-zero calibration standard?	✓				
Are unadjusted MQLs included in the laboratory data package?	✓				
Other problems/anomalies					
Are all known problems/anomalies/special conditions noted in this LRC and ER?	✓				
Were all necessary corrective actions performed for the reported data?	✓				
Was applicable and available technology used to lower the SQL minimize the matrix interference affects on the sample results?	✓				
Were response factors and/or relative response factors for each analyte within QC limits?	✓				
Were percent RSDs or correlation coefficient criteria met?	✓				
Was the number of standards recommended in the method used for all analytes?	✓				
Were all points generated between the lowest and highest standard used to calculate the curve?	✓				
Are ICAL data available for all instruments used?	✓				
Has the initial calibration curve been verified using an appropriate second source standard?	✓				
Initial and continuing calibration verification (ICV and CCV) and continuing calibration blank (CCB):					
Was the CCV analyzed at the method-required frequency?	✓				
Were percent differences for each analyte within the method-required QC limits?	✓				
Was the ICAL curve verified for each analyte?	✓				
Was the absolute value of the analyte concentration in the inorganic CCB <MDL?	✓				
Mass spectral tuning:					
Was the appropriate compound for the method used for tuning?			✓		
Were ion abundance data within the method-required QC limits?			✓		
Internal standards (IS):					
Were IS area counts and retention times within the method-required QC limits?			✓		
Raw data (NELAC section 1 appendix A glossary, and section 5.12 or ISO/IEC 17025 section 4.12.2)					
Were the raw data (for example, chromatograms, spectral data) reviewed by an analyst?	✓				
Were data associated with manual integrations flagged on the raw data?			✓		
Dual column confirmation					
Did dual column confirmation results meet the method-required QC?			✓		
Tentatively identified compounds (TICs):					
If TICs were requested, were the mass spectra and TIC data subject to appropriate checks?			✓		
Interference Check Sample (ICS) results:					
Were percent recoveries within method QC limits?			✓		
Serial dilutions, post digestion spikes, and method of standard additions					
Were percent differences, recoveries, and the linearity within the QC limits specified in the method?			✓		
Method detection limit (MDL) studies					
Was a MDL study performed for each reported analyte?	✓				
Is the MDL either adjusted or supported by the analysis of DCSs?	✓				
Proficiency test reports:					
Was the laboratory's performance acceptable on the applicable proficiency tests or evaluation studies?	✓				

Description	Yes	No	NA(1)	NR(2)	ER(3)
Standards documentation	00047518				
Are all standards used in the analyses NIST-traceable or obtained from other appropriate sources?	✓				
Compound/analyte identification procedures					
Are the procedures for compound/analyte identification documented?	✓				
Demonstration of analyst competency (DOC)					
Was DOC conducted consistent with NELAC Chapter 5C or ISO/IEC 4?	✓				
Is documentation of the analyst's competency up-to-date and on file?	✓				
Verification/validation documentation for methods (NELAC Chap 5 or ISO/IEC 17025 Section 5)					
Are all the methods used to generate the data documented, verified, and validated, where applicable?	✓				
Laboratory standard operating procedures (SOPs):					
Are laboratory SOPs current and on file for each method performed?	✓				

KEMRON Environmental Services
Laboratory Review Checklist

Laboratory Name:	KEMRON
Laboratory Log Number:	L0612460
Project Name:	798-LONGHORN
Method:	TOC
Prep Batch Number(s):	WG230052
Reviewer Name:	DEANNA I. HESSON
LRC Date:	December 28, 2006

EXCEPTIONS REPORT
ER# - Description
Footnotes:
(1) NA = Not applicable to method or project
(2) NR = Not reviewed
(3) ER# = Exception report number

Laboratory Data Package Cover Page

00047520

This data Package consists of:

This signature page, the laboratory review checklists, and the following reportable data:

R1 Field chain-of-custody documentation;

R2 sample identification cross-reference;

R3 Test reports (analytical data sheets) for each enviornmental sample that includes:

a) Items consistant with NELAC 5.13 or ISO/IEC 17025 Section 5.10

b) dilution factors,

c) preparation methods,

d) Cleanup methods, and

e) If required for the project, tentatively identified compounds (TICs)

R4 Surrogate recovery data including:

a) Calculated recovery (%R) for each analyte, and

b) The laboratory's surrogate QC limits.

✓R5 Test reports/summary forms for blank samples;

✓R6 Test reports/summary forms for laboratory control samples (LCSs) including:

a) LCS spiking amount,

b) Calculated %R for each analyte, and

c) The laboratory"s LCS QC limits.

R7 Test reports for project matrix spike/matrix spike duplicates (MS/MSDs) including:

a) Samples associated with the MS/MSD clearly identified,

b) MS/MSD spiking amounts,

c) Concentration of each MS/MSD analyte measured in the parent and spiked samples,

d) Calculated %R and relative percent differences (RPDs), and

e) The laboratory's MS/MSD QC limits

R8 Laboratory analytical duplicate (if applicable) revocery and precision:

a) the amount of analyte measured in the duplicate,

b) the calculated RPD, and

c) the laboratory's QC limits for anlytical duplicates.

R9 List of method quantitation limits (MQLs) for each analyte for each method and matrix;

R10 Other problems or anomalies.

✓The exception Report for every "No" or "Not Reviewed (NR)" item IN laboratory review checklist.

Release statement: I am responsible for the release of this laboratory data package. This data package has been reviewed by the laboratory and is complete and technically compliant with the requirements of the methods used, except where noted by the laboratory in the attached exceptions reports. By my signature below, I affirm to the best of my knowledge, all problems/anomalies, observed by the laboratory as having the potential to affect the quality of the data, have been identified by the laboratoy in the Laboratory Review Checklist, and no information or data have been knowingly withheld that would affect the quality of the data.

Check, If applicable: [] This laboratory is an in-house laboratory controlled by the person repsonding to rule. The official signing the cover page of the rule-required report (for example, the APAR) in which these data are used is responsible for releasing this data package and is by signature affirming the above release statement is trus.

MICHAEL D. COCHRAN	Michael Cochran	Semivolatiles Lab Supervisor	December 29, 2006
Name (Printed)	Signature	Official Title (printed)	DATE

KEMRON Environmental Services
Laboratory Review Checklist

Laboratory Name:	KEMRON
Laboratory Log Number:	L0612460
Project Name:	798-LONGHORN
Method:	300
Prep Batch Number(s):	WG230037
Reviewer Name:	MICHAEL D. COCHRAN
LRC Date:	December 19, 2006

Description	Yes	No	NA(1)	NR(2)	ER(3)
Chain-Of-Custody (C-O-C)					
Did samples meet the laboratory's standard conditions of sample acceptability upon receipt?	✓				
Were all departures from standard conditions described in an exception report?	✓				
Sample and quality control (QC) identification					
Are all field sample ID numbers cross-referenced to the laboratory ID numbers?	✓				
Are all laboratory ID numbers cross-referenced to the corresponding QC data?	✓				
Test reports					
Were all samples prepared and analyzed within holding times?		✓			1
Other than those results <MQL, were all other raw values bracketed by calibration standards?	✓				
Were calculations checked by a peer or supervisor?	✓				
Were all analyte identifications checked by a peer or supervisor?	✓				
Were sample quantitation limits reported for all analytes not detected?	✓				
Were all results for soil and sediment samples reported on a dry weight basis?			✓		
Were % moisture (or solids) reported for all soil and sediment samples?			✓		
If required for the project, TICs reported?	✓				
Surrogate recovery data					
Were surrogates added prior to extraction?			✓		
Were surrogate percent recoveries in all samples within the laboratory QC limits?			✓		
Test reports/summary forms for blank samples					
Were appropriate type(s) of blanks analyzed?	✓				
Were blanks analyzed at the appropriate frequency?	✓				
Were method blanks taken through the entire analytical process, including preparation and, if applicable, cleanup procedures?	✓				
Were blank concentrations <MQL?	✓				
Laboratory control samples (LCS):					
Were all COCs included in the LCS?	✓				
Was each LCS taken through the entire analytical procedure, including prep and cleanup steps?	✓				
Were LCSs analyzed at the required frequency?	✓				
Were LCS (and LCSD, if applicable) %Rs within the laboratory QC limits?	✓				
Does the detectability data document the laboratorys capability to detect the COCs at the MDL used to calculate the SQLs?	✓				
Was the LCSD RPD within QC limits?			✓		
Matrix spike (MS) and matrix spike duplicate (MSD) data					
Were the project/method specified analytes included in the MS and MSD?	✓				
Were MS/MSD analyzed at the appropriate frequency?	✓				
Were MS (and MSD, if applicable) %Rs within the laboratory QC limits?	✓				2

Description	Yes	No	NA(1)	NR(2)	ER(3)
Were MS/MSD RPDs within laboratory QC limits?	00047522				
Analytical duplicate data					
Were appropriate analytical duplicates analyzed for each matrix?	✓				
Were analytical duplicates analyzed at the appropriate frequency?	✓				
Were RPDs or relative standard deviations within the laboratory QC limits?	✓				
Method quantitation limits (MQLs):					
Are the MQLs for each method analyte included in the laboratory data package?	✓				
Do the MQLs correspond to the concentration of the lowest non-zero calibration standard?	✓				
Are unadjusted MQLs included in the laboratory data package?	✓				
Other problems/anomalies					
Are all known problems/anomalies/special conditions noted in this LRC and ER?	✓				3
Were all necessary corrective actions performed for the reported data?	✓				
Was applicable and available technology used to lower the SQL minimize the matrix interference affects on the sample results?	✓				
Were response factors and/or relative response factors for each analyte within QC limits?	✓				
Were percent RSDs or correlation coefficient criteria met?	✓				
Was the number of standards recommended in the method used for all analytes?	✓				
Were all points generated between the lowest and highest standard used to calculate the curve?	✓				
Are ICAL data available for all instruments used?	✓				
Has the initial calibration curve been verified using an appropriate second source standard?	✓				
Initial and continuing calibration verification (ICV and CCV) and continuing calibration blank (CCB):					
Was the CCV analyzed at the method-required frequency?	✓				
Were percent differences for each analyte within the method-required QC limits?	✓				
Was the ICAL curve verified for each analyte?	✓				
Was the absolute value of the analyte concentration in the inorganic CCB <MDL?	✓				
Mass spectral tuning:					
Was the appropriate compound for the method used for tuning?			✓		
Were ion abundance data within the method-required QC limits?			✓		
Internal standards (IS):					
Were IS area counts and retention times within the method-required QC limits?			✓		
Raw data (NELAC section 1 appendix A glossary, and section 5.12 or ISO/IEC 17025 section 4.12.2)					
Were the raw data (for example, chromatograms, spectral data) reviewed by an analyst?	✓				
Were data associated with manual integrations flagged on the raw data?	✓				
Dual column confirmation					
Did dual column confirmation results meet the method-required QC?			✓		
Tentatively identified compounds (TICs):					
If TICs were requested, were the mass spectra and TIC data subject to appropriate checks?			✓		
Interference Check Sample (ICS) results:					
Were percent recoveries within method QC limits?			✓		
Serial dilutions, post digestion spikes, and method of standard additions					
Were percent differences, recoveries, and the linearity within the QC limits specified in the method?			✓		
Method detection limit (MDL) studies					
Was a MDL study performed for each reported analyte?	✓				
Is the MDL either adjusted or supported by the analysis of DCSs?	✓				
Proficiency test reports:					
Was the laboratory's performance acceptable on the applicable proficiency tests or evaluation studies?	✓				

Description	Yes	No	NA(1)	NR(2)	ER(3)
Standards documentation	00047523				
Are all standards used in the analyses NIST-traceable or obtained from other appropriate sources?	✓				
Compound/analyte identification procedures					
Are the procedures for compound/analyte identification documented?	✓				
Demonstration of analyst competency (DOC)					
Was DOC conducted consistent with NELAC Chapter 5C or ISO/IEC 4?	✓				
Is documentation of the analyst's competency up-to-date and on file?	✓				
Verification/validation documentation for methods (NELAC Chap 5 or ISO/IEC 17025 Section 5)					
Are all the methods used to generate the data documented, verified, and validated, where applicable?	✓				
Laboratory standard operating procedures (SOPs):					
Are laboratory SOPs current and on file for each method performed?	✓				

KEMRON Environmental Services
Laboratory Review Checklist

Laboratory Name:	KEMRON
Laboratory Log Number:	L0612460
Project Name:	798-LONGHORN
Method:	300
Prep Batch Number(s):	WG230037
Reviewer Name:	MICHAEL D. COCHRAN
LRC Date:	December 19, 2006

EXCEPTIONS REPORT
ER# - Description
1. Sample L0612460-04 was received on the second day after it was sampled / collected. This sample was analyzed on the date in which it was received. This sample was analyzed for NO2 and NO3 outside of its 48 hour analytical hold time. 2. The MS and MSD associated with the analytical batch for these samples had recoveries for Cl and SO4 below the advisory limit. The parent sample chosen for the MS and MSD had Cl and SO4 results greater than their respective calibration ranges.
3. All samples from workorder L0612460 were analyzed for NO2 at a dilution due to the levels of Cl in the samples when analyzed neat. The Cl levels in these samples created peaks of a magnitude in size that obscured any NO2 peak near its RL. Dilutions were performed on these samples in order to reduce their Cl peak interference near the NO2 retention time window.

Footnotes:
(1) NA = Not applicable to method or project
(2) NR = Not reviewed
(3) ER# = Exception report number

Laboratory Data Package Cover Page

00047525

This data Package consists of:

This signature page, the laboratory review checklists, and the following reportable data:

✓R1 Field chain-of-custody documentation;

✓R2 sample identification cross-reference;

R3 Test reports (analytical data sheets) for each enviornmental sample that includes:

a) Items consistant with NELAC 5.13 or ISO/IEC 17025 Section 5.10
b) dilution factors,
c) preparation methods,
d) Cleanup methods, and
e) If required for the project, tentatively identified compounds (TICs)

✓R4 Surrogate recovery data including:

a) Calculated recovery (%R) for each analyte, and
b) The laboratory's surrogate QC limits.

✓R5 Test reports/summary forms for blank samples;

✓R6 Test reports/summary forms for laboratory control samples (LCSs) including:

a) LCS spiking amount,
b) Calculated %R for each analyte, and
c) The laboratory"s LCS QC limits.

✓R7 Test reports for project matrix spike/matrix spike duplicates (MS/MSDs) including:

a) Samples associated with the MS/MSD clearly identified,
b) MS/MSD spiking amounts,
c) Concentration of each MS/MSD analyte measured in the parent and spiked samples,
d) Calculated %R and relative percent differences (RPDs), and
e) The laboratory's MS/MSD QC limits

✓R8 Laboratory analytical duplicate (if applicable) revocery and precision:

a) the amount of analyte measured in the duplicate,
b) the calculated RPD, and
c) the laboratory's QC limits for anlytical duplicates.

✓R9 List of method quantitation limits (MQLs) for each analyte for each method and matrix;

✓R10 Other problems or anomalies.

✓The exception Report for every "No" or "Not Reviewed (NR)" item IN laboratory review checklist.

Release statement: I am responsible for the release of this laboratory data package. This data package has been reviewed by the laboratory and is complete and technically compliant with the requirements of the methods used, except where noted by the laboratory in the attached exceptions reports. By my signature below, I affirm to the best of my knowledge, all problems/anomalies, observed by the laboratory as having the potential to affect the quality of the data, have been identified by the laboratoy in the Laboratory Review Checklist, and no information or data have been knowingly withheld that would affect the quality of the data.

Check, if applicable: [✓] This laboratory is an in-house laboratory controlled by the person repsonding to rule. The official signing the cover page of the rule-required report (for example, the APAR) in which these data are used is responsible for releasing this data package and is by signature affirming the above release statement is true.

MIKE D. ALBERTSON		Volatiles Lab Supervisor	December 29, 2006
Name (Printed)	Signature	Official Title (printed)	DATE

RG-366/TRRP-13 December 2002 A1

KEMRON Environmental Services
Laboratory Review Checklist

Laboratory Name:	KEMRON
Laboratory Log Number:	L0612460
Project Name:	798-LONGHORN
Method:	8260B
Prep Batch Number(s):	230330, 230227
Reviewer Name:	MIKE D. ALBERTSON
LRC Date:	December 29, 2006

Description	Yes	No	NA(1)	NR(2)	ER(3)
Chain-Of-Custody (C-O-C)					
Did samples meet the laboratory's standard conditions of sample acceptability upon receipt?	✓				
Were all departures from standard conditions described in an exception report?	✓				
Sample and quality control (QC) identification					
Are all field sample ID numbers cross-referenced to the laboratory ID numbers?	✓				
Are all laboratory ID numbers cross-referenced to the corresponding QC data?	✓				
Test reports					
Were all samples prepared and analyzed within holding times?	✓				
Other than those results <MQL, were all other raw values bracketed by calibration standards?	✓				
Were calculations checked by a peer or supervisor?	✓				
Were all analyte identifications checked by a peer or supervisor?	✓				
Were sample quantitation limits reported for all analytes not detected?	✓				
Were all results for soil and sediment samples reported on a dry weight basis?	✓				
Were % moisture (or solids) reported for all soil and sediment samples?	✓				
If required for the project, TICs reported?			✓		
Surrogate recovery data					
Were surrogates added prior to extraction?	✓				
Were surrogate percent recoveries in all samples within the laboratory QC limits?	✓				
Test reports/summary forms for blank samples					
Were appropriate type(s) of blanks analyzed?	✓				
Were blanks analyzed at the appropriate frequency?	✓				
Were method blanks taken through the entire analytical process, including preparation and, if applicable, cleanup procedures?	✓				
Were blank concentrations <MQL?	✓				
Laboratory control samples (LCS):					
Were all COCs included in the LCS?	✓				
Was each LCS taken through the entire analytical procedure, including prep and cleanup steps?	✓				
Were LCSs analyzed at the required frequency?	✓				
Were LCS (and LCSD, if applicable) %Rs within the laboratory QC limits?		✓			1
Does the detectability data document the laboratorys capability to detect the COCs at the MDL used to calculate the SQLs?	✓				
Was the LCSD RPD within QC limits?	✓				
Matrix spike (MS) and matrix spike duplicate (MSD) data					
Were the project/method specified analytes included in the MS and MSD?			✓		
Were MS/MSD analyzed at the appropriate frequency?			✓		
Were MS (and MSD, if applicable) %Rs within the laboratory QC limits?			✓		

Description	Yes	No	NA(1)	NR(2)	ER(3)
Were MS/MSD RPDs within laboratory QC limits?	00047527		✓		
Analytical duplicate data					
Were appropriate analytical duplicates analyzed for each matrix?			✓		
Were analytical duplicates analyzed at the appropriate frequency?			✓		
Were RPDs or relative standard deviations within the laboratory QC limits?			✓		
Method quantitation limits (MQLs):					
Are the MQLs for each method analyte included in the laboratory data package?	✓				
Do the MQLs correspond to the concentration of the lowest non-zero calibration standard?	✓				
Are unadjusted MQLs included in the laboratory data package?	✓				
Other problems/anomalies					
Are all known problems/anomalies/special conditions noted in this LRC and ER?	✓				
Were all necessary corrective actions performed for the reported data?	✓				
Was applicable and available technology used to lower the SQL minimize the matrix interference affects on the sample results?	✓				
ICAL					
Were response factors and/or relative response factors for each analyte within QC limits?	✓				
Were percent RSDs or correlation coefficient criteria met?	✓				
Was the number of standards recommended in the method used for all analytes?	✓				
Were all points generated between the lowest and highest standard used to calculate the curve?	✓				
Are ICAL data available for all instruments used?	✓				
Has the initial calibration curve been verified using an appropriate second source standard?		✓			2
Initial and continuing calibration verification (ICV and CCV) and continuing calibration blank (CCB):					
Was the CCV analyzed at the method-required frequency?	✓				
Were percent differences for each analyte within the method-required QC limits?		✓			3
Was the ICAL curve verified for each analyte?	✓				
Was the absolute value of the analyte concentration in the inorganic CCB <MDL?			✓		
Mass spectral tuning:					
Was the appropriate compound for the method used for tuning?	✓				
Were ion abundance data within the method-required QC limits?	✓				
Internal standards (IS):					
Were IS area counts and retention times within the method-required QC limits?	✓				
Raw data (NELAC section 1 appendix A glossary, and section 5.12 or ISO/IEC 17025 section 4.12.2)					
Were the raw data (for example, chromatograms, spectral data) reviewed by an analyst?	✓				
Were data associated with manual integrations flagged on the raw data?	✓				
Dual column confirmation					
Did dual column confirmation results meet the method-required QC?			✓		
Tentatively identified compounds (TICs):					
If TICs were requested, were the mass spectra and TIC data subject to appropriate checks?			✓		
Interference Check Sample (ICS) results:					
Were percent recoveries within method QC limits?			✓		
Serial dilutions, post digestion spikes, and method of standard additions					
Were percent differences, recoveries, and the linearity within the QC limits specified in the method?			✓		
Method detection limit (MDL) studies					
Was a MDL study performed for each reported analyte?	✓				
Is the MDL either adjusted or supported by the analysis of DCSs?	✓				
Proficiency test reports:					
Was the laboratory's performance acceptable on the applicable proficiency tests or evaluation studies?	✓				

Description	Yes	No	NA(1)	NR(2)	ER(3)
Standards documentation	00047528				
Are all standards used in the analyses NIST-traceable or obtained from other appropriate sources?	✓				
Compound/analyte identification procedures					
Are the procedures for compound/analyte identification documented?	✓				
Demonstration of analyst competency (DOC)					
Was DOC conducted consistent with NELAC Chapter 5C or ISO/IEC 4?	✓				
Is documentation of the analyst's competency up-to-date and on file?	✓				
Verification/validation documentation for methods (NELAC Chap 5 or ISO/IEC 17025 Section 5)					
Are all the methods used to generate the data documented, verified, and validated, where applicable?	✓				
Laboratory standard operating procedures (SOPs):					
Are laboratory SOPs current and on file for each method performed?	✓				

EXCEPTIONS REPORT
ER# - Description
#1: The LCS/LCSD analyzed 12/26/06 on HPMS-10 yielded a % recovery for chloromethane above the upper advisory limit.
The LCS/LCSD analyzed 12/27/06 on HPMS-10 yielded % recoveries for chloromethane and vinyl chloride above the upper advisory limits
#2: The alternate source analyzed 11/13/06 on HPMS-10 yielded a % drift for methyl acetate above the upper control limit.
#3: The CCV analyzed 12/27/06 on HPMS-10 yielded a % drift for methyl acetate above the upper control limit.

Footnotes:
(1) NA = Not applicable to method or project
(2) NR = Not reviewed
(3) ER# = Exception report number

Laboratory Data Package Cover Page

00047529

This data Package consists of:

This signature page, the laboratory review checklists, and the following reportable data:

✓R1 Field chain-of-custody documentation;

✓R2 sample identification cross-reference;

R3 Test reports (analytical data sheets) for each enviornmental sample that includes:

a) Items consistant with NELAC 5.13 or ISO/IEC 17025 Section 5.10
b) dilution factors,
c) preparation methods,
d) Cleanup methods, and
e) If required for the project, tentatively identified compounds (TICs)

✓R4 Surrogate recovery data including:

a) Calculated recovery (%R) for each analyte, and
b) The laboratory's surrogate QC limits.

✓R5 Test reports/summary forms for blank samples;

✓R6 Test reports/summary forms for laboratory control samples (LCSs) including:

a) LCS spiking amount,
b) Calculated %R for each analyte, and
c) The laboratory"s LCS QC limits.

✓R7 Test reports for project matrix spike/matrix spike duplicates (MS/MSDs) including:

a) Samples associated with the MS/MSD clearly identified,
b) MS/MSD spiking amounts,
c) Concentration of each MS/MSD analyte measured in the parent and spiked samples,
d) Calculated %R and relative percent differences (RPDs), and
e) The laboratory's MS/MSD QC limits

✓R8 Laboratory analytical duplicate (if applicable) revocery and precision:

a) the amount of analyte measured in the duplicate,
b) the calculated RPD, and
c) the laboratory's QC limits for anlytical duplicates.

✓R9 List of method quantitation limits (MQLs) for each analyte for each method and matrix;

✓R10 Other problems or anomalies.

✓The exception Report for every "No" or "Not Reviewed (NR)" item IN laboratory review checklist.

Release statement: I am responsible for the release of this laboratory data package. This data package has been reviewed by the laboratory and is complete and technically compliant with the requirements of the methods used, except where noted by the laboratory in the attached exceptions reports. By my signature below, I affirm to the best of my knowledge, all problems/anomalies, observed by the laboratory as having the potential to affect the quality of the data, have been identified by the laboratoy in the Laboratory Review Checklist, and no information or data have been knowingly withheld that would affect the quality of the data.

Check, if applicable: [✓] This laboratory is an in-house laboratory controlled by the person repsonding to rule. The official signing the cover page of the rule-required report (for example, the APAR) in which these data are used is responsible for releasing this data package and is by signature affirming the above release statement is true.

MIKE D. ALBERTSON		Volatiles Lab Supervisor	December 26, 2006
Name (Printed)	Signature	Official Title (printed)	DATE

RG-366/TRRP-13 December 2002 A1

KEMRON Environmental Services
Laboratory Review Checklist

Laboratory Name:	KEMRON
Laboratory Log Number:	L0612460
Project Name:	798-LONGHORN
Method:	GC
Prep Batch Number(s):	WG229899, WG230008
Reviewer Name:	MIKE D. ALBERTSON
LRC Date:	December 26, 2006

Description	Yes	No	NA(1)	NR(2)	ER(3)
Chain-Of-Custody (C-O-C)					
Did samples meet the laboratory's standard conditions of sample acceptability upon receipt?	✓				
Were all departures from standard conditions described in an exception report?	✓				
Sample and quality control (QC) identification					
Are all field sample ID numbers cross-referenced to the laboratory ID numbers?	✓				
Are all laboratory ID numbers cross-referenced to the corresponding QC data?	✓				
Test reports					
Were all samples prepared and analyzed within holding times?	✓				
Other than those results <MQL, were all other raw values bracketed by calibration standards?	✓				
Were calculations checked by a peer or supervisor?	✓				
Were all analyte identifications checked by a peer or supervisor?	✓				
Were sample quantitation limits reported for all analytes not detected?	✓				
Were all results for soil and sediment samples reported on a dry weight basis?			✓		
Were % moisture (or solids) reported for all soil and sediment samples?			✓		
If required for the project, TICs reported?			✓		
Surrogate recovery data					
Were surrogates added prior to extraction?			✓		
Were surrogate percent recoveries in all samples within the laboratory QC limits?			✓		
Test reports/summary forms for blank samples					
Were appropriate type(s) of blanks analyzed?	✓				
Were blanks analyzed at the appropriate frequency?	✓				
Were method blanks taken through the entire analytical process, including preparation and, if applicable, cleanup procedures?	✓				
Were blank concentrations <MQL?		✓			1
Laboratory control samples (LCS):					
Were all COCs included in the LCS?	✓				
Was each LCS taken through the entire analytical procedure, including prep and cleanup steps?	✓				
Were LCSs analyzed at the required frequency?	✓				
Were LCS (and LCSD, if applicable) %Rs within the laboratory QC limits?	✓				
Does the detectability data document the laboratorys capability to detect the COCs at the MDL used to calculate the SQLs?	✓				
Was the LCSD RPD within QC limits?	✓				
Matrix spike (MS) and matrix spike duplicate (MSD) data					
Were the project/method specified analytes included in the MS and MSD?			✓		
Were MS/MSD analyzed at the appropriate frequency?			✓		
Were MS (and MSD, if applicable) %Rs within the laboratory QC limits?			✓		

Description	Yes	No	NA(1)	NR(2)	ER(3)
Were MS/MSD RPDs within laboratory QC limits?	00047531		✓		
Analytical duplicate data					
Were appropriate analytical duplicates analyzed for each matrix?			✓		
Were analytical duplicates analyzed at the appropriate frequency?			✓		
Were RPDs or relative standard deviations within the laboratory QC limits?			✓		
Method quantitation limits (MQLs):					
Are the MQLs for each method analyte included in the laboratory data package?	✓				
Do the MQLs correspond to the concentration of the lowest non-zero calibration standard?	✓				
Are unadjusted MQLs included in the laboratory data package?	✓				
Other problems/anomalies					
Are all known problems/anomalies/special conditions noted in this LRC and ER?	✓				
Were all necessary corrective actions performed for the reported data?	✓				
Was applicable and available technology used to lower the SQL minimize the matrix interference affects on the sample results?	✓				
ICAL					
Were response factors and/or relative response factors for each analyte within QC limits?	✓				
Were percent RSDs or correlation coefficient criteria met?	✓				
Was the number of standards recommended in the method used for all analytes?	✓				
Were all points generated between the lowest and highest standard used to calculate the curve?	✓				
Are ICAL data available for all instruments used?	✓				
Has the initial calibration curve been verified using an appropriate second source standard?	✓				
Initial and continuing calibration verification (ICV and CCV) and continuing calibration blank (CCB):					
Was the CCV analyzed at the method-required frequency?	✓				
Were percent differences for each analyte within the method-required QC limits?	✓				
Was the ICAL curve verified for each analyte?	✓				
Was the absolute value of the analyte concentration in the inorganic CCB <MDL?			✓		
Mass spectral tuning:					
Was the appropriate compound for the method used for tuning?			✓		
Were ion abundance data within the method-required QC limits?			✓		
Internal standards (IS):					
Were IS area counts and retention times within the method-required QC limits?			✓		
Raw data (NELAC section 1 appendix A glossary, and section 5.12 or ISO/IEC 17025 section 4.12.2)					
Were the raw data (for example, chromatograms, spectral data) reviewed by an analyst?	✓				
Were data associated with manual integrations flagged on the raw data?	✓				
Dual column confirmation					
Did dual column confirmation results meet the method-required QC?			✓		
Tentatively identified compounds (TICs):					
If TICs were requested, were the mass spectra and TIC data subject to appropriate checks?			✓		
Interference Check Sample (ICS) results:					
Were percent recoveries within method QC limits?			✓		
Serial dilutions, post digestion spikes, and method of standard additions					
Were percent differences, recoveries, and the linearity within the QC limits specified in the method?			✓		
Method detection limit (MDL) studies					
Was a MDL study performed for each reported analyte?	✓				
Is the MDL either adjusted or supported by the analysis of DCSs?	✓				
Proficiency test reports:					
Was the laboratory's performance acceptable on the applicable proficiency tests or evaluation studies?	✓				

Description	Yes	No	NA(1)	NR(2)	ER(3)
Standards documentation	00047532				
Are all standards used in the analyses NIST-traceable or obtained from other appropriate sources?	✓				
Compound/analyte identification procedures					
Are the procedures for compound/analyte identification documented?	✓				
Demonstration of analyst competency (DOC)					
Was DOC conducted consistent with NELAC Chapter 5C or ISO/IEC 4?	✓				
Is documentation of the analyst's competency up-to-date and on file?	✓				
Verification/validation documentation for methods (NELAC Chap 5 or ISO/IEC 17025 Section 5)					
Are all the methods used to generate the data documented, verified, and validated, where applicable?	✓				
Laboratory standard operating procedures (SOPs):					
Are laboratory SOPs current and on file for each method performed?	✓				

EXCEPTIONS REPORT

ER# - Description

1) Methane detected in the method blank analyzed 12/19/06 above the PQL. Methane detected in the method blank analyzed 12/20/06 above the SQL.

Footnotes:

(1) NA = Not applicable to method or project

(2) NR = Not reviewed

(3) ER# = Exception report number

LABORATORY REPORT

L0612460 00047533

12/29/06 12:56

Submitted By

KEMRON Environmental Services
156 Starlite Drive
Marietta , OH 45750
(740) 373 - 4071

For

Account Name: Shaw E & I, Inc.
ABB Lummus Biulding
3010 Briarpark
Houston, TX 77042
Attention: Diane Mever

Account Number: 2773
Work ID: LHAAP

P.O. Number: 200328

Sample Summary

Client ID	Lab ID	Date Collected	Date Received
67WW01	L0612460-01	18-DEC-06	19-DEC-06
67WW02	L0612460-02	18-DEC-06	19-DEC-06
67WW03	L0612460-03	18-DEC-06	19-DEC-06
67WW05	L0612460-04	17-DEC-06	19-DEC-06
67WW06	L0612460-05	18-DEC-06	19-DEC-06
67WW07	L0612460-06	18-DEC-06	19-DEC-06

Sample Number: L0612460-01
Client ID: 67WW01
Matrix: Water
Workgroup Number: WG230037
Collect Date: 12/18/2006 13:55
Sample Tag: 01

PrePrep Method: NONE
Prep Method: 300.0
Analytical Method: 300.0
Analyst: JWR
Dilution: 1
Units: mg/L

Instrument: IC2
Prep Date: 12/19/2006 11:46
Cal Date: 12/08/2006 18:15
Run Date: 12/19/2006 11:46
File ID: I2121906.15

Analyte	CAS. Number	Result	Qual	PQL	SQL
Chloride	16887-00-6	367	I	0.200	0.100
Nitrate	14797-55-8	0.112	J	0.600	0.100
Sulfate	14808-79-8	177	I	1.00	0.500

J The analyte was positively identified, but the quantitation was below the RL
I Semiquantitative result (out of instrument calibration range)

Sample Number: L0612460-01
Client ID: 67WW01
Matrix: Water
Workgroup Number: WG230037
Collect Date: 12/18/2006 13:55
Sample Tag: DL01

PrePrep Method: NONE
Prep Method: 300.0
Analytical Method: 300.0
Analyst: JWR
Dilution: 5
Units: mg/L

Instrument: IC2
Prep Date: 12/19/2006 17:00
Cal Date: 12/08/2006 18:15
Run Date: 12/19/2006 17:00
File ID: I2121906.33

Analyte	CAS. Number	Result	Qual	PQL	SQL
Chloride	16887-00-6	666	I	1.00	0.500
Nitrate	14797-55-8		U	3.00	0.500
Nitrite	14797-65-0		U	2.00	0.500
Sulfate	14808-79-8	197		5.00	2.50

U Not detected at or above adjusted sample detection limit
I Semiquantitative result (out of instrument calibration range)

Sample Number: L0612460-01
Client ID: 67WW01
Matrix: Water
Workgroup Number: WG230037
Collect Date: 12/18/2006 13:55
Sample Tag: DL02

PrePrep Method: NONE
Prep Method: 300.0
Analytical Method: 300.0
Analyst: JWR
Dilution: 100
Units: mg/L

Instrument: IC2
Prep Date: 12/19/2006 17:17
Cal Date: 12/08/2006 18:15
Run Date: 12/19/2006 17:17
File ID: I2121906.34

Analyte	CAS. Number	Result	Qual	PQL	SQL
Chloride	16887-00-6	951		20.0	10.0
Nitrate	14797-55-8		U	60.0	10.0
Nitrite	14797-65-0		U	40.0	10.0
Sulfate	14808-79-8	219		100	50.0

U Not detected at or above adjusted sample detection limit

Sample Number: L0612460-01
Client ID: 67WW01
Matrix: Water
Workgroup Number: WG230227
Collect Date: 12/18/2006 13:55
Sample Tag: 01

PrePrep Method: NONE
Prep Method: 5030B
Analytical Method: 8260B
Analyst: CMS
Dilution: 1
Units: ug/L

Instrument: HPMS10
Prep Date: 12/26/2006 20:48
Cal Date: 11/13/2006 16:05
Run Date: 12/26/2006 20:48
File ID: 10M51858

Analyte	CAS. Number	Result	Qual	PQL	SQL
1,1,1-Trichloroethane	71-55-6		U	5.00	0.250
1,1,2,2-Tetrachloroethane	79-34-5		U	5.00	0.125
1,1,2-Trichloro-1,2,2-Trifluoroethane	76-13-1		U	10.0	0.250
1,1,2-Trichloroethane	79-00-5	0.280	J	5.00	0.250
1,1-Dichloroethane	75-34-3	6.10		5.00	0.125
1,1-Dichloroethene	75-35-4	179		5.00	0.500

Sample Number: L0612460-01
Client ID: 67WW01
Matrix: Water
Workgroup Number: WG230227
Collect Date: 12/18/2006 13:55
Sample Tag: 01

PrePrep Method: NONE
Prep Method: 5030B
Analytical Method: 8260B
Analyst: CMS
Dilution: 1
Units: ug/L

Instrument: HPMS10
Prep Date: 12/26/2006 20:48
Cal Date: 11/13/2006 16:05
Run Date: 12/26/2006 20:48
File ID: 10M51858

Analyte	CAS. Number	Result	Qual	PQL	SQL
1,2,4-Trichlorobenzene	120-82-1		U	5.00	0.200
1,2-Dibromo-3-chloropropane	96-12-8		U	5.00	1.00
1,2-Dibromoethane	106-93-4		U	5.00	0.250
1,2-Dichlorobenzene	95-50-1		U	5.00	0.125
1,2-Dichloroethane	107-06-2	6.37		5.00	0.250
cis-1,2-Dichloroethene	156-59-2	0.872	J	10.0	0.250
trans-1,2-Dichloroethene	156-60-5		U	5.00	0.250
1,2-Dichloropropane	78-87-5		U	5.00	0.200
1,3-Dichlorobenzene	541-73-1		U	5.00	0.250
1,4-Dichlorobenzene	106-46-7		U	5.00	0.125
2-Butanone	78-93-3		U	10.0	2.50
2-Hexanone	591-78-6		U	10.0	2.50
4-Methyl-2-pentanone	108-10-1		U	10.0	2.50
Acetone	67-64-1		U	10.0	2.50
Benzene	71-43-2		U	5.00	0.125
Bromodichloromethane	75-27-4		U	5.00	0.250
Bromoform	75-25-2		U	5.00	0.500
Bromomethane	74-83-9		U	10.0	0.500
Carbon disulfide	75-15-0		U	5.00	0.500
Carbon tetrachloride	56-23-5		U	5.00	0.250
Chlorobenzene	108-90-7		U	5.00	0.125
Chloroethane	75-00-3		U	10.0	0.500
Chloroform	67-66-3		U	5.00	0.125
Chloromethane	74-87-3		U	10.0	0.250
cis-1,3-Dichloropropene	10061-01-5		U	5.00	0.250
Cyclohexane	110-82-7		U	10.0	0.250
Dibromochloromethane	124-48-1		U	5.00	0.250
Dichlorodifluoromethane	75-71-8		U	10.0	0.250
Ethyl benzene	100-41-4		U	5.00	0.250
Isopropylbenzene	98-82-8		U	5.00	0.250
Methyl acetate	79-20-9		U	10.0	0.250
Methyl tert-butyl ether	1634-04-4		U	5.00	0.500
Methylcyclohexane	108-87-2		U	10.0	0.250
Methylene chloride	75-09-2		U	5.00	0.250
Styrene	100-42-5		U	5.00	0.125
Tetrachloroethene	127-18-4		U	5.00	0.250
Toluene	108-88-3		U	5.00	0.250
trans-1,3-Dichloropropene	10061-02-6		U	5.00	0.500
Trichloroethene	79-01-6	5.99		5.00	0.250
Trichlorofluoromethane	75-69-4		U	10.0	0.250
Vinyl chloride	75-01-4	2.34	J	10.0	0.250
Xylenes, Total	1330-20-7		U	5.00	0.500

Surrogate	% Recovery	Lower	Upper	Qual
1,2-Dichloroethane-d4	111	80	120	
Dibromofluoromethane	106	86	118	
p-Bromofluorobenzene	103	86	115	
Toluene-d8	102	88	110	

U Not detected at or above adjusted sample detection limit

Sample Number: L0612460-01
Client ID: 67WW01
Matrix: Water
Workgroup Number: WG230227
Collect Date: 12/18/2006 13:55
Sample Tag: 01

PrePrep Method: NONE
Prep Method: 5030B
Analytical Method: 8260B
Analyst: CMS
Dilution: 1
Units: ug/L

Instrument: HPMS10
Prep Date: 12/26/2006 20:48
Cal Date: 11/13/2006 16:05
Run Date: 12/26/2006 20:48
File ID: 10M51858

J The analyte was positively identified, but the quantitation was below the RL

Sample Number: L0612460-01
Client ID: 67WW01
Matrix: Water
Workgroup Number: WG230052
Collect Date: 12/18/2006 13:55
Sample Tag: 01

PrePrep Method: NONE
Prep Method: 415.1
Analytical Method: 415.1
Analyst: DIH
Dilution: 1
Units: mg/L

Instrument: TOC-VWP
Prep Date: 12/21/2006 23:59
Cal Date: 01/12/2006 10:36
Run Date: 12/21/2006 23:59
File ID: TC12-21-2006.48

Analyte	CAS. Number	Result	Qual	PQL	SQL
Total Inorganic Carbon		12.2		1.00	0.500

Sample Number: L0612460-01
Client ID: 67WW01
Matrix: Water
Workgroup Number: WG230052
Collect Date: 12/18/2006 13:55
Sample Tag: 01

PrePrep Method: NONE
Prep Method: 415.1
Analytical Method: 415.1
Analyst: DIH
Dilution: 1
Units: mg/L

Instrument: TOC-VWP
Prep Date: 12/21/2006 23:59
Cal Date: 01/12/2006 10:36
Run Date: 12/21/2006 23:59
File ID: TC12-21-2006.48

Analyte	CAS. Number	Result	Qual	PQL	SQL
Total Organic Carbon		5.28		1.00	0.500

Sample Number: L0612460-01
Client ID: 67WW01
Matrix: Water
Workgroup Number: WG229899
Collect Date: 12/18/2006 13:55
Sample Tag: 01

PrePrep Method: NONE
Prep Method: 5021
Analytical Method: RSK175
Analyst: JLS
Dilution: 1
Units: ug/L

Instrument: HP16
Prep Date: 12/19/2006 20:19
Cal Date: 09/27/2006 15:29
Run Date: 12/19/2006 20:19
File ID: 16G5658

Analyte	CAS. Number	Result	Qual	PQL	SQL
methane	74-82-8	100	B	0.500	0.250
ethene	74-85-1		U	0.500	0.250
ethane	74-84-0		U	0.500	0.250

U Not detected at or above adjusted sample detection limit
B Analyte present in method blank

Sample Number: L0612460-02
Client ID: 67WW02
Matrix: Water
Workgroup Number: WG229899
Collect Date: 12/18/2006 08:30
Sample Tag: 01

PrePrep Method: NONE
Prep Method: 5021
Analytical Method: RSK175
Analyst: JLS
Dilution: 1
Units: ug/L

Instrument: HP16
Prep Date: 12/19/2006 20:33
Cal Date: 09/27/2006 15:29
Run Date: 12/19/2006 20:33
File ID: 16G5659

Analyte	CAS. Number	Result	Qual	PQL	SQL
methane	74-82-8	1.20	B	0.500	0.250
ethene	74-85-1		U	0.500	0.250
ethane	74-84-0		U	0.500	0.250

U Not detected at or above adjusted sample detection limit
B Analyte present in method blank

Sample Number: L0612460-02
Client ID: 67WW02
Matrix: Water
Workgroup Number: WG230037
Collect Date: 12/18/2006 08:30
Sample Tag: 01

PrePrep Method: NONE
Prep Method: 300.0
Analytical Method: 300.0
Analyst: JWR
Dilution: 1
Units: mg/L

Instrument: IC2
Prep Date: 12/19/2006 12:04
Cal Date: 12/08/2006 18:15
Run Date: 12/19/2006 12:04
File ID: I2121906.16

Analyte	CAS. Number	Result	Qual	PQL	SQL
Chloride	16887-00-6	394	I	0.200	0.100
Nitrate	14797-55-8	0.110	J	0.600	0.100
Sulfate	14808-79-8	136	I	1.00	0.500

J The analyte was positively identified, but the quantitation was below the RL
I Semiquantitative result (out of instrument calibration range)

Sample Number: L0612460-02
Client ID: 67WW02
Matrix: Water
Workgroup Number: WG230037
Collect Date: 12/18/2006 08:30
Sample Tag: DL01

PrePrep Method: NONE
Prep Method: 300.0
Analytical Method: 300.0
Analyst: JWR
Dilution: 5
Units: mg/L

Instrument: IC2
Prep Date: 12/19/2006 18:09
Cal Date: 12/08/2006 18:15
Run Date: 12/19/2006 18:09
File ID: I2121906.37

Analyte	CAS. Number	Result	Qual	PQL	SQL
Chloride	16887-00-6	729	I	1.00	0.500
Nitrate	14797-55-8		U	3.00	0.500
Nitrite	14797-65-0		U	2.00	0.500
Sulfate	14808-79-8	148		5.00	2.50

U Not detected at or above adjusted sample detection limit
I Semiquantitative result (out of instrument calibration range)

Sample Number: L0612460-02
Client ID: 67WW02
Matrix: Water
Workgroup Number: WG230037
Collect Date: 12/18/2006 08:30
Sample Tag: DL02

PrePrep Method: NONE
Prep Method: 300.0
Analytical Method: 300.0
Analyst: JWR
Dilution: 100
Units: mg/L

Instrument: IC2
Prep Date: 12/19/2006 18:27
Cal Date: 12/08/2006 18:15
Run Date: 12/19/2006 18:27
File ID: I2121906.38

Analyte	CAS. Number	Result	Qual	PQL	SQL
Chloride	16887-00-6	1060		20.0	10.0
Nitrate	14797-55-8		U	60.0	10.0
Nitrite	14797-65-0		U	40.0	10.0
Sulfate	14808-79-8	151		100	50.0

U Not detected at or above adjusted sample detection limit

Report Number: **L0612460**
Report Date : **December 29, 2006**

00047538

Sample Number: **L0612460-02**
Client ID: **67WW02**
Matrix: **Water**
Workgroup Number: **WG230227**
Collect Date: **12/18/2006 08:30**
Sample Tag: **01**

PrePrep Method: **NONE**
Prep Method: **5030B**
Analytical Method: **8260B**
Analyst: **CMS**
Dilution: **1**
Units: **ug/L**

Instrument: **HPMS10**
Prep Date: **12/26/2006 21:19**
Cal Date: **11/13/2006 16:05**
Run Date: **12/26/2006 21:19**
File ID: **10M51859**

Analyte	CAS. Number	Result	Qual	PQL	SQL
1,1,1-Trichloroethane	71-55-6		U	5.00	0.250
1,1,2,2-Tetrachloroethane	79-34-5		U	5.00	0.125
1,1,2-Trichloro-1,2,2-Trifluoroethane	76-13-1		U	10.0	0.250
1,1,2-Trichloroethane	79-00-5		U	5.00	0.250
1,1-Dichloroethane	75-34-3	0.236	J	5.00	0.125
1,1-Dichloroethene	75-35-4		U	5.00	0.500
1,2,4-Trichlorobenzene	120-82-1		U	5.00	0.200
1,2-Dibromo-3-chloropropane	96-12-8		U	5.00	1.00
1,2-Dibromoethane	106-93-4		U	5.00	0.250
1,2-Dichlorobenzene	95-50-1		U	5.00	0.125
1,2-Dichloroethane	107-06-2		U	5.00	0.250
cis-1,2-Dichloroethene	156-59-2		U	10.0	0.250
trans-1,2-Dichloroethene	156-60-5		U	5.00	0.250
1,2-Dichloropropane	78-87-5		U	5.00	0.200
1,3-Dichlorobenzene	541-73-1		U	5.00	0.250
1,4-Dichlorobenzene	106-46-7		U	5.00	0.125
2-Butanone	78-93-3		U	10.0	2.50
2-Hexanone	591-78-6		U	10.0	2.50
4-Methyl-2-pentanone	108-10-1		U	10.0	2.50
Acetone	67-64-1		U	10.0	2.50
Benzene	71-43-2		U	5.00	0.125
Bromodichloromethane	75-27-4		U	5.00	0.250
Bromoform	75-25-2		U	5.00	0.500
Bromomethane	74-83-9		U	10.0	0.500
Carbon disulfide	75-15-0		U	5.00	0.500
Carbon tetrachloride	56-23-5		U	5.00	0.250
Chlorobenzene	108-90-7		U	5.00	0.125
Chloroethane	75-00-3		U	10.0	0.500
Chloroform	67-66-3		U	5.00	0.125
Chloromethane	74-87-3		U	10.0	0.250
cis-1,3-Dichloropropene	10061-01-5		U	5.00	0.250
Cyclohexane	110-82-7		U	10.0	0.250
Dibromochloromethane	124-48-1		U	5.00	0.250
Dichlorodifluoromethane	75-71-8		U	10.0	0.250
Ethyl benzene	100-41-4		U	5.00	0.250
Isopropylbenzene	98-82-8		U	5.00	0.250
Methyl acetate	79-20-9		U	10.0	0.250
Methyl tert-butyl ether	1634-04-4		U	5.00	0.500
Methylcyclohexane	108-87-2		U	10.0	0.250
Methylene chloride	75-09-2		U	5.00	0.250
Styrene	100-42-5		U	5.00	0.125
Tetrachloroethene	127-18-4		U	5.00	0.250
Toluene	108-88-3		U	5.00	0.250
trans-1,3-Dichloropropene	10061-02-6		U	5.00	0.500
Trichloroethene	79-01-6		U	5.00	0.250
Trichlorofluoromethane	75-69-4		U	10.0	0.250
Vinyl chloride	75-01-4		U	10.0	0.250
Xylenes, Total	1330-20-7		U	5.00	0.500

Sample Number: L0612460-02
Client ID: 67WW02
Matrix: Water
Workgroup Number: WG230227
Collect Date: 12/18/2006 08:30
Sample Tag: 01

PrePrep Method: NONE
Prep Method: 5030B
Analytical Method: 8260B
Analyst: CMS
Dilution: 1
Units: ug/L

Instrument: HPMS10
Prep Date: 12/26/2006 21:19
Cal Date: 11/13/2006 16:05
Run Date: 12/26/2006 21:19
File ID: 10M51859

Surrogate	% Recovery	Lower	Upper	Qual
1,2-Dichloroethane-d4	114	80	120	
Dibromofluoromethane	105	86	118	
p-Bromofluorobenzene	103	86	115	
Toluene-d8	101	88	110	

U Not detected at or above adjusted sample detection limit
J The analyte was positively identified, but the quantitation was below the RL

Sample Number: L0612460-02
Client ID: 67WW02
Matrix: Water
Workgroup Number: WG230052
Collect Date: 12/18/2006 08:30
Sample Tag: 01

PrePrep Method: NONE
Prep Method: 415.1
Analytical Method: 415.1
Analyst: DIH
Dilution: 1
Units: mg/L

Instrument: TOC-VWP
Prep Date: 12/22/2006 00:40
Cal Date: 01/12/2006 10:36
Run Date: 12/22/2006 00:40
File ID: TC12-21-2006.51

Analyte	CAS. Number	Result	Qual	PQL	SQL
Total Organic Carbon		8.22		1.00	0.500

Sample Number: L0612460-02
Client ID: 67WW02
Matrix: Water
Workgroup Number: WG230052
Collect Date: 12/18/2006 08:30
Sample Tag: 01

PrePrep Method: NONE
Prep Method: 415.1
Analytical Method: 415.1
Analyst: DIH
Dilution: 1
Units: mg/L

Instrument: TOC-VWP
Prep Date: 12/22/2006 00:40
Cal Date: 01/12/2006 10:36
Run Date: 12/22/2006 00:40
File ID: TC12-21-2006.51

Analyte	CAS. Number	Result	Qual	PQL	SQL
Total Inorganic Carbon		34.1		1.00	0.500

Sample Number: L0612460-03
Client ID: 67WW03
Matrix: Water
Workgroup Number: WG230052
Collect Date: 12/18/2006 13:30
Sample Tag: 01

PrePrep Method: NONE
Prep Method: 415.1
Analytical Method: 415.1
Analyst: DIH
Dilution: 1
Units: mg/L

Instrument: TOC-VWP
Prep Date: 12/22/2006 00:56
Cal Date: 01/12/2006 10:36
Run Date: 12/22/2006 00:56
File ID: TC12-21-2006.52

Analyte	CAS. Number	Result	Qual	PQL	SQL
Total Inorganic Carbon		9.08		1.00	0.500

Report Number: **L0612460**
Report Date : **December 29, 2006**

00047540

Sample Number: **L0612460-03**
Client ID: **67WW03**
Matrix: **Water**
Workgroup Number: **WG230052**
Collect Date: **12/18/2006 13:30**
Sample Tag: **01**

PrePrep Method: **NONE**
Prep Method: **415.1**
Analytical Method: **415.1**
Analyst: **DIH**
Dilution: **1**
Units: **mg/L**

Instrument: **TOC-VWP**
Prep Date: **12/22/2006 00:56**
Cal Date: **01/12/2006 10:36**
Run Date: **12/22/2006 00:56**
File ID: **TC12-21-2006.52**

Analyte	CAS. Number	Result	Qual	PQL	SQL
Total Organic Carbon		4.68		1.00	0.500

Sample Number: **L0612460-03**
Client ID: **67WW03**
Matrix: **Water**
Workgroup Number: **WG230227**
Collect Date: **12/18/2006 13:30**
Sample Tag: **01**

PrePrep Method: **NONE**
Prep Method: **5030B**
Analytical Method: **8260B**
Analyst: **CMS**
Dilution: **1**
Units: **ug/L**

Instrument: **HPMS10**
Prep Date: **12/26/2006 21:51**
Cal Date: **11/13/2006 16:05**
Run Date: **12/26/2006 21:51**
File ID: **10M51860**

Analyte	CAS. Number	Result	Qual	PQL	SQL
1,1,1-Trichloroethane	71-55-6		U	5.00	0.250
1,1,2,2-Tetrachloroethane	79-34-5		U	5.00	0.125
1,1,2-Trichloro-1,2,2-Trifluoroethane	76-13-1		U	10.0	0.250
1,1,2-Trichloroethane	79-00-5		U	5.00	0.250
1,1-Dichloroethane	75-34-3		U	5.00	0.125
1,1-Dichloroethene	75-35-4		U	5.00	0.500
1,2,4-Trichlorobenzene	120-82-1		U	5.00	0.200
1,2-Dibromo-3-chloropropane	96-12-8		U	5.00	1.00
1,2-Dibromoethane	106-93-4		U	5.00	0.250
1,2-Dichlorobenzene	95-50-1		U	5.00	0.125
1,2-Dichloroethane	107-06-2		U	5.00	0.250
cis-1,2-Dichloroethene	156-59-2		U	10.0	0.250
trans-1,2-Dichloroethene	156-60-5		U	5.00	0.250
1,2-Dichloropropane	78-87-5		U	5.00	0.200
1,3-Dichlorobenzene	541-73-1		U	5.00	0.250
1,4-Dichlorobenzene	106-46-7		U	5.00	0.125
2-Butanone	78-93-3		U	10.0	2.50
2-Hexanone	591-78-6		U	10.0	2.50
4-Methyl-2-pentanone	108-10-1		U	10.0	2.50
Acetone	67-64-1		U	10.0	2.50
Benzene	71-43-2		U	5.00	0.125
Bromodichloromethane	75-27-4		U	5.00	0.250
Bromoform	75-25-2		U	5.00	0.500
Bromomethane	74-83-9		U	10.0	0.500
Carbon disulfide	75-15-0		U	5.00	0.500
Carbon tetrachloride	56-23-5		U	5.00	0.250
Chlorobenzene	108-90-7		U	5.00	0.125
Chloroethane	75-00-3		U	10.0	0.500
Chloroform	67-66-3		U	5.00	0.125
Chloromethane	74-87-3		U	10.0	0.250
cis-1,3-Dichloropropene	10061-01-5		U	5.00	0.250
Cyclohexane	110-82-7		U	10.0	0.250
Dibromochloromethane	124-48-1		U	5.00	0.250
Dichlorodifluoromethane	75-71-8		U	10.0	0.250

Sample Number: L0612460-03
Client ID: 67WW03
Matrix: Water
Workgroup Number: WG230227
Collect Date: 12/18/2006 13:30
Sample Tag: 01

PrePrep Method: NONE
Prep Method: 5030B
Analytical Method: 8260B
Analyst: CMS
Dilution: 1
Units: ug/L

Instrument: HPMS10
Prep Date: 12/26/2006 21:51
Cal Date: 11/13/2006 16:05
Run Date: 12/26/2006 21:51
File ID: 10M51860

Analyte	CAS. Number	Result	Qual	PQL	SQL
Ethyl benzene	100-41-4		U	5.00	0.250
Isopropylbenzene	98-82-8		U	5.00	0.250
Methyl acetate	79-20-9		U	10.0	0.250
Methyl tert-butyl ether	1634-04-4		U	5.00	0.500
Methylcyclohexane	108-87-2		U	10.0	0.250
Methylene chloride	75-09-2		U	5.00	0.250
Styrene	100-42-5		U	5.00	0.125
Tetrachloroethene	127-18-4		U	5.00	0.250
Toluene	108-88-3		U	5.00	0.250
trans-1,3-Dichloropropene	10061-02-6		U	5.00	0.500
Trichloroethene	79-01-6		U	5.00	0.250
Trichlorofluoromethane	75-69-4		U	10.0	0.250
Vinyl chloride	75-01-4		U	10.0	0.250
Xylenes, Total	1330-20-7		U	5.00	0.500

Surrogate	% Recovery	Lower	Upper	Qual
1,2-Dichloroethane-d4	114	80	120	
Dibromofluoromethane	106	86	118	
p-Bromofluorobenzene	103	86	115	
Toluene-d8	100	88	110	

U Not detected at or above adjusted sample detection limit

Sample Number: L0612460-03
Client ID: 67WW03
Matrix: Water
Workgroup Number: WG230037
Collect Date: 12/18/2006 13:30
Sample Tag: 01

PrePrep Method: NONE
Prep Method: 300.0
Analytical Method: 300.0
Analyst: JWR
Dilution: 1
Units: mg/L

Instrument: IC2
Prep Date: 12/19/2006 12:21
Cal Date: 12/08/2006 18:15
Run Date: 12/19/2006 12:21
File ID: I2121906.17

Analyte	CAS. Number	Result	Qual	PQL	SQL
Chloride	16887-00-6	473	I	0.200	0.100
Nitrate	14797-55-8		U	0.600	0.100
Sulfate	14808-79-8	243	I	1.00	0.500

U Not detected at or above adjusted sample detection limit
I Semiquantitative result (out of instrument calibration range)

Sample Number: L0612460-03
Client ID: 67WW03
Matrix: Water
Workgroup Number: WG230037
Collect Date: 12/18/2006 13:30
Sample Tag: DL01

PrePrep Method: NONE
Prep Method: 300.0
Analytical Method: 300.0
Analyst: JWR
Dilution: 10
Units: mg/L

Instrument: IC2
Prep Date: 12/19/2006 18:44
Cal Date: 12/08/2006 18:15
Run Date: 12/19/2006 18:44
File ID: I2121906.39

Analyte	CAS. Number	Result	Qual	PQL	SQL
Chloride	16887-00-6	1610	I	2.00	1.00
Nitrate	14797-55-8		U	6.00	1.00
Nitrite	14797-65-0		U	4.00	1.00
Sulfate	14808-79-8	297		10.0	5.00

U Not detected at or above adjusted sample detection limit
I Semiquantitative result (out of instrument calibration range)

Sample Number: L0612460-03
Client ID: 67WW03
Matrix: Water
Workgroup Number: WG230037
Collect Date: 12/18/2006 13:30
Sample Tag: DL02

PrePrep Method: NONE
Prep Method: 300.0
Analytical Method: 300.0
Analyst: JWR
Dilution: 400
Units: mg/L

Instrument: IC2
Prep Date: 12/20/2006 10:25
Cal Date: 12/08/2006 18:15
Run Date: 12/20/2006 10:25
File ID: I2121906.63

Analyte	CAS. Number	Result	Qual	PQL	SQL
Chloride	16887-00-6	2400		80.0	40.0
Nitrate	14797-55-8		U	240	40.0
Nitrite	14797-65-0		U	160	40.0
Sulfate	14808-79-8	299	J	400	200

U Not detected at or above adjusted sample detection limit
J The analyte was positively identified, but the quantitation was below the RL

Sample Number: L0612460-03
Client ID: 67WW03
Matrix: Water
Workgroup Number: WG229899
Collect Date: 12/18/2006 13:30
Sample Tag: 01

PrePrep Method: NONE
Prep Method: 5021
Analytical Method: RSK175
Analyst: JLS
Dilution: 1
Units: ug/L

Instrument: HP16
Prep Date: 12/19/2006 20:47
Cal Date: 09/27/2006 15:29
Run Date: 12/19/2006 20:47
File ID: 16G5660

Analyte	CAS. Number	Result	Qual	PQL	SQL
methane	74-82-8	1.41	B	0.500	0.250
ethene	74-85-1		U	0.500	0.250
ethane	74-84-0		U	0.500	0.250

U Not detected at or above adjusted sample detection limit
B Analyte present in method blank

Sample Number: L0612460-04
Client ID: 67WW05
Matrix: Water
Workgroup Number: WG230052
Collect Date: 12/17/2006 10:20
Sample Tag: 01

PrePrep Method: NONE
Prep Method: 415.1
Analytical Method: 415.1
Analyst: DIH
Dilution: 1
Units: mg/L

Instrument: TOC-VWP
Prep Date: 12/22/2006 01:12
Cal Date: 01/12/2006 10:36
Run Date: 12/22/2006 01:12
File ID: TC12-21-2006.53

Analyte	CAS. Number	Result	Qual	PQL	SQL
Total Inorganic Carbon		23.1		1.00	0.500

Sample Number: L0612460-04
Client ID: 67WW05
Matrix: Water
Workgroup Number: WG230052
Collect Date: 12/17/2006 10:20
Sample Tag: 01

PrePrep Method: NONE
Prep Method: 415.1
Analytical Method: 415.1
Analyst: DIH
Dilution: 1
Units: mg/L

Instrument: TOC-VWP
Prep Date: 12/22/2006 01:12
Cal Date: 01/12/2006 10:36
Run Date: 12/22/2006 01:12
File ID: TC12-21-2006.53

Analyte	CAS. Number	Result	Qual	PQL	SQL
Total Organic Carbon		5.22		1.00	0.500

Report Number: **L0612460**
Report Date : **December 29, 2006**

00047543

Sample Number: **L0612460-04**
Client ID: **67WW05**
Matrix: **Water**
Workgroup Number: **WG230227**
Collect Date: **12/17/2006 10:20**
Sample Tag: **01**

PrePrep Method: **NONE**
Prep Method: **5030B**
Analytical Method: **8260B**
Analyst: **CMS**
Dilution: **1**
Units: **ug/L**

Instrument: **HPMS10**
Prep Date: **12/26/2006 22:23**
Cal Date: **11/13/2006 16:05**
Run Date: **12/26/2006 22:23**
File ID: **10M51861**

Analyte	CAS. Number	Result	Qual	PQL	SQL
1,1,1-Trichloroethane	71-55-6		U	5.00	0.250
1,1,2,2-Tetrachloroethane	79-34-5		U	5.00	0.125
1,1,2-Trichloro-1,2,2-Trifluoroethane	76-13-1		U	10.0	0.250
1,1,2-Trichloroethane	79-00-5		U	5.00	0.250
1,1-Dichloroethane	75-34-3		U	5.00	0.125
1,1-Dichloroethene	75-35-4		U	5.00	0.500
1,2,4-Trichlorobenzene	120-82-1		U	5.00	0.200
1,2-Dibromo-3-chloropropane	96-12-8		U	5.00	1.00
1,2-Dibromoethane	106-93-4		U	5.00	0.250
1,2-Dichlorobenzene	95-50-1		U	5.00	0.125
1,2-Dichloroethane	107-06-2		U	5.00	0.250
cis-1,2-Dichloroethene	156-59-2		U	10.0	0.250
trans-1,2-Dichloroethene	156-60-5		U	5.00	0.250
1,2-Dichloropropane	78-87-5		U	5.00	0.200
1,3-Dichlorobenzene	541-73-1		U	5.00	0.250
1,4-Dichlorobenzene	106-46-7		U	5.00	0.125
2-Butanone	78-93-3		U	10.0	2.50
2-Hexanone	591-78-6		U	10.0	2.50
4-Methyl-2-pentanone	108-10-1		U	10.0	2.50
Acetone	67-64-1		U	10.0	2.50
Benzene	71-43-2		U	5.00	0.125
Bromodichloromethane	75-27-4		U	5.00	0.250
Bromoform	75-25-2		U	5.00	0.500
Bromomethane	74-83-9		U	10.0	0.500
Carbon disulfide	75-15-0		U	5.00	0.500
Carbon tetrachloride	56-23-5		U	5.00	0.250
Chlorobenzene	108-90-7		U	5.00	0.125
Chloroethane	75-00-3		U	10.0	0.500
Chloroform	67-66-3		U	5.00	0.125
Chloromethane	74-87-3		U	10.0	0.250
cis-1,3-Dichloropropene	10061-01-5		U	5.00	0.250
Cyclohexane	110-82-7		U	10.0	0.250
Dibromochloromethane	124-48-1		U	5.00	0.250
Dichlorodifluoromethane	75-71-8		U	10.0	0.250
Ethyl benzene	100-41-4		U	5.00	0.250
Isopropylbenzene	98-82-8		U	5.00	0.250
Methyl acetate	79-20-9		U	10.0	0.250
Methyl tert-butyl ether	1634-04-4		U	5.00	0.500
Methylcyclohexane	108-87-2		U	10.0	0.250
Methylene chloride	75-09-2		U	5.00	0.250
Styrene	100-42-5		U	5.00	0.125
Tetrachloroethene	127-18-4		U	5.00	0.250
Toluene	108-88-3		U	5.00	0.250
trans-1,3-Dichloropropene	10061-02-6		U	5.00	0.500
Trichloroethene	79-01-6		U	5.00	0.250
Trichlorofluoromethane	75-69-4		U	10.0	0.250
Vinyl chloride	75-01-4		U	10.0	0.250
Xylenes, Total	1330-20-7		U	5.00	0.500

Sample Number: L0612460-04
Client ID: 67WW05
Matrix: Water
Workgroup Number: WG230227
Collect Date: 12/17/2006 10:20
Sample Tag: 01

PrePrep Method: NONE
Prep Method: 5030B
Analytical Method: 8260B
Analyst: CMS
Dilution: 1
Units: ug/L

Instrument: HPMS10
Prep Date: 12/26/2006 22:23
Cal Date: 11/13/2006 16:05
Run Date: 12/26/2006 22:23
File ID: 10M51861

Surrogate	% Recovery	Lower	Upper	Qual
1,2-Dichloroethane-d4	114	80	120	
Dibromofluoromethane	105	86	118	
p-Bromofluorobenzene	102	86	115	
Toluene-d8	101	88	110	

U Not detected at or above adjusted sample detection limit

Sample Number: L0612460-04
Client ID: 67WW05
Matrix: Water
Workgroup Number: WG229899
Collect Date: 12/17/2006 10:20
Sample Tag: 01

PrePrep Method: NONE
Prep Method: 5021
Analytical Method: RSK175
Analyst: JLS
Dilution: 1
Units: ug/L

Instrument: HP16
Prep Date: 12/19/2006 21:01
Cal Date: 09/27/2006 15:29
Run Date: 12/19/2006 21:01
File ID: 16G5661

Analyte	CAS. Number	Result	Qual	PQL	SQL
methane	74-82-8	0.436	J	0.500	0.250
ethene	74-85-1		U	0.500	0.250
ethane	74-84-0		U	0.500	0.250

U Not detected at or above adjusted sample detection limit
J The analyte was positively identified, but the quantitation was below the RL

Sample Number: L0612460-04
Client ID: 67WW05
Matrix: Water
Workgroup Number: WG230037
Collect Date: 12/17/2006 10:20
Sample Tag: 01

PrePrep Method: NONE
Prep Method: 300.0
Analytical Method: 300.0
Analyst: JWR
Dilution: 1
Units: mg/L

Instrument: IC2
Prep Date: 12/19/2006 12:39
Cal Date: 12/08/2006 18:15
Run Date: 12/19/2006 12:39
File ID: I2121906.18

Analyte	CAS. Number	Result	Qual	PQL	SQL
Chloride	16887-00-6	361	I	0.200	0.100
Nitrate	14797-55-8		U	0.600	0.100
Sulfate	14808-79-8	66.0	I	1.00	0.500

U Not detected at or above adjusted sample detection limit
I Semiquantitative result (out of instrument calibration range)

Sample Number: L0612460-04
Client ID: 67WW05
Matrix: Water
Workgroup Number: WG230037
Collect Date: 12/17/2006 10:20
Sample Tag: DL01

PrePrep Method: NONE
Prep Method: 300.0
Analytical Method: 300.0
Analyst: JWR
Dilution: 5
Units: mg/L

Instrument: IC2
Prep Date: 12/19/2006 19:19
Cal Date: 12/08/2006 18:15
Run Date: 12/19/2006 19:19
File ID: I2121906.41

Analyte	CAS. Number	Result	Qual	PQL	SQL
Chloride	16887-00-6	653	I	1.00	0.500
Nitrate	14797-55-8		U	3.00	0.500
Nitrite	14797-65-0		U	2.00	0.500
Sulfate	14808-79-8	68.3		5.00	2.50

U Not detected at or above adjusted sample detection limit
I Semiquantitative result (out of instrument calibration range)

Sample Number: L0612460-04
Client ID: 67WW05
Matrix: Water
Workgroup Number: WG230037
Collect Date: 12/17/2006 10:20
Sample Tag: DL02

PrePrep Method: NONE
Prep Method: 300.0
Analytical Method: 300.0
Analyst: JWR
Dilution: 100
Units: mg/L

Instrument: IC2
Prep Date: 12/19/2006 19:36
Cal Date: 12/08/2006 18:15
Run Date: 12/19/2006 19:36
File ID: I2121906.42

Analyte	CAS. Number	Result	Qual	PQL	SQL
Chloride	16887-00-6	898		20.0	10.0
Nitrate	14797-55-8		U	60.0	10.0
Nitrite	14797-65-0		U	40.0	10.0
Sulfate	14808-79-8	75.7	J	100	50.0

U Not detected at or above adjusted sample detection limit
J The analyte was positively identified, but the quantitation was below the RL

Sample Number: L0612460-05
Client ID: 67WW06
Matrix: Water
Workgroup Number: WG229899
Collect Date: 12/18/2006 11:00
Sample Tag: 01

PrePrep Method: NONE
Prep Method: 5021
Analytical Method: RSK175
Analyst: JLS
Dilution: 1
Units: ug/L

Instrument: HP16
Prep Date: 12/19/2006 21:15
Cal Date: 09/27/2006 15:29
Run Date: 12/19/2006 21:15
File ID: 16G5662

Analyte	CAS. Number	Result	Qual	PQL	SQL
methane	74-82-8	335	B	0.500	0.250
ethene	74-85-1		U	0.500	0.250
ethane	74-84-0		U	0.500	0.250

U Not detected at or above adjusted sample detection limit
B Analyte present in method blank

Sample Number: L0612460-05
Client ID: 67WW06
Matrix: Water
Workgroup Number: WG230052
Collect Date: 12/18/2006 11:00
Sample Tag: 01

PrePrep Method: NONE
Prep Method: 415.1
Analytical Method: 415.1
Analyst: DIH
Dilution: 1
Units: mg/L

Instrument: TOC-VWP
Prep Date: 12/22/2006 01:27
Cal Date: 01/12/2006 10:36
Run Date: 12/22/2006 01:27
File ID: TC12-21-2006.54

Analyte	CAS. Number	Result	Qual	PQL	SQL
Total Inorganic Carbon		8.36		1.00	0.500

Sample Number: L0612460-05
Client ID: 67WW06
Matrix: Water
Workgroup Number: WG230052
Collect Date: 12/18/2006 11:00
Sample Tag: 01

PrePrep Method: NONE
Prep Method: 415.1
Analytical Method: 415.1
Analyst: DIH
Dilution: 1
Units: mg/L

Instrument: TOC-VWP
Prep Date: 12/22/2006 01:27
Cal Date: 01/12/2006 10:36
Run Date: 12/22/2006 01:27
File ID: TC12-21-2006.54

Analyte	CAS. Number	Result	Qual	PQL	SQL
Total Organic Carbon		3.84		1.00	0.500

Report Number: **L0612460**
Report Date : **December 29, 2006**

00047546

Sample Number: **L0612460-05**
Client ID: **67WW06**
Matrix: **Water**
Workgroup Number: **WG230227**
Collect Date: **12/18/2006 11:00**
Sample Tag: **01**

PrePrep Method: **NONE**
Prep Method: **5030B**
Analytical Method: **8260B**
Analyst: **CMS**
Dilution: **1**
Units: **ug/L**

Instrument: **HPMS10**
Prep Date: **12/26/2006 22:55**
Cal Date: **11/13/2006 16:05**
Run Date: **12/26/2006 22:55**
File ID: **10M51862**

Analyte	CAS. Number	Result	Qual	PQL	SQL
1,1,1-Trichloroethane	71-55-6		U	5.00	0.250
1,1,2,2-Tetrachloroethane	79-34-5		U	5.00	0.125
1,1,2-Trichloro-1,2,2-Trifluoroethane	76-13-1		U	10.0	0.250
1,1,2-Trichloroethane	79-00-5		U	5.00	0.250
1,1-Dichloroethane	75-34-3		U	5.00	0.125
1,1-Dichloroethene	75-35-4		U	5.00	0.500
1,2,4-Trichlorobenzene	120-82-1		U	5.00	0.200
1,2-Dibromo-3-chloropropane	96-12-8		U	5.00	1.00
1,2-Dibromoethane	106-93-4		U	5.00	0.250
1,2-Dichlorobenzene	95-50-1		U	5.00	0.125
1,2-Dichloroethane	107-06-2	1.62	J	5.00	0.250
cis-1,2-Dichloroethene	156-59-2		U	10.0	0.250
trans-1,2-Dichloroethene	156-60-5		U	5.00	0.250
1,2-Dichloropropane	78-87-5		U	5.00	0.200
1,3-Dichlorobenzene	541-73-1		U	5.00	0.250
1,4-Dichlorobenzene	106-46-7		U	5.00	0.125
2-Butanone	78-93-3		U	10.0	2.50
2-Hexanone	591-78-6		U	10.0	2.50
4-Methyl-2-pentanone	108-10-1		U	10.0	2.50
Acetone	67-64-1		U	10.0	2.50
Benzene	71-43-2		U	5.00	0.125
Bromodichloromethane	75-27-4		U	5.00	0.250
Bromoform	75-25-2		U	5.00	0.500
Bromomethane	74-83-9		U	10.0	0.500
Carbon disulfide	75-15-0		U	5.00	0.500
Carbon tetrachloride	56-23-5		U	5.00	0.250
Chlorobenzene	108-90-7		U	5.00	0.125
Chloroethane	75-00-3		U	10.0	0.500
Chloroform	67-66-3		U	5.00	0.125
Chloromethane	74-87-3		U	10.0	0.250
cis-1,3-Dichloropropene	10061-01-5		U	5.00	0.250
Cyclohexane	110-82-7		U	10.0	0.250
Dibromochloromethane	124-48-1		U	5.00	0.250
Dichlorodifluoromethane	75-71-8		U	10.0	0.250
Ethyl benzene	100-41-4		U	5.00	0.250
Isopropylbenzene	98-82-8		U	5.00	0.250
Methyl acetate	79-20-9		U	10.0	0.250
Methyl tert-butyl ether	1634-04-4		U	5.00	0.500
Methylcyclohexane	108-87-2		U	10.0	0.250
Methylene chloride	75-09-2		U	5.00	0.250
Styrene	100-42-5		U	5.00	0.125
Tetrachloroethene	127-18-4		U	5.00	0.250
Toluene	108-88-3		U	5.00	0.250
trans-1,3-Dichloropropene	10061-02-6		U	5.00	0.500
Trichloroethene	79-01-6		U	5.00	0.250
Trichlorofluoromethane	75-69-4		U	10.0	0.250
Vinyl chloride	75-01-4		U	10.0	0.250
Xylenes, Total	1330-20-7		U	5.00	0.500

Sample Number: L0612460-05
Client ID: 67WW06
Matrix: Water
Workgroup Number: WG230227
Collect Date: 12/18/2006 11:00
Sample Tag: 01

PrePrep Method: NONE
Prep Method: 5030B
Analytical Method: 8260B
Analyst: CMS
Dilution: 1
Units: ug/L

Instrument: HPMS10
Prep Date: 12/26/2006 22:55
Cal Date: 11/13/2006 16:05
Run Date: 12/26/2006 22:55
File ID: 10M51862

Surrogate	% Recovery	Lower	Upper	Qual
1,2-Dichloroethane-d4	114	80	120	
Dibromofluoromethane	105	86	118	
p-Bromofluorobenzene	101	86	115	
Toluene-d8	100	88	110	

U Not detected at or above adjusted sample detection limit
J The analyte was positively identified, but the quantitation was below the RL

Sample Number: L0612460-05
Client ID: 67WW06
Matrix: Water
Workgroup Number: WG230037
Collect Date: 12/18/2006 11:00
Sample Tag: 01

PrePrep Method: NONE
Prep Method: 300.0
Analytical Method: 300.0
Analyst: JWR
Dilution: 1
Units: mg/L

Instrument: IC2
Prep Date: 12/19/2006 12:56
Cal Date: 12/08/2006 18:15
Run Date: 12/19/2006 12:56
File ID: I2121906.19

Analyte	CAS. Number	Result	Qual	PQL	SQL
Chloride	16887-00-6	263	I	0.200	0.100
Nitrate	14797-55-8		U	0.600	0.100
Sulfate	14808-79-8	23.2		1.00	0.500

U Not detected at or above adjusted sample detection limit
I Semiquantitative result (out of instrument calibration range)

Sample Number: L0612460-05
Client ID: 67WW06
Matrix: Water
Workgroup Number: WG230037
Collect Date: 12/18/2006 11:00
Sample Tag: DL01

PrePrep Method: NONE
Prep Method: 300.0
Analytical Method: 300.0
Analyst: JWR
Dilution: 5
Units: mg/L

Instrument: IC2
Prep Date: 12/19/2006 19:54
Cal Date: 12/08/2006 18:15
Run Date: 12/19/2006 19:54
File ID: I2121906.43

Analyte	CAS. Number	Result	Qual	PQL	SQL
Chloride	16887-00-6	852	I	1.00	0.500
Nitrate	14797-55-8		U	3.00	0.500
Nitrite	14797-65-0		U	2.00	0.500
Sulfate	14808-79-8	25.4		5.00	2.50

U Not detected at or above adjusted sample detection limit
I Semiquantitative result (out of instrument calibration range)

Sample Number: L0612460-05
Client ID: 67WW06
Matrix: Water
Workgroup Number: WG230037
Collect Date: 12/18/2006 11:00
Sample Tag: DL02

PrePrep Method: NONE
Prep Method: 300.0
Analytical Method: 300.0
Analyst: JWR
Dilution: 200
Units: mg/L

Instrument: IC2
Prep Date: 12/20/2006 10:42
Cal Date: 12/08/2006 18:15
Run Date: 12/20/2006 10:42
File ID: I2121906.64

Analyte	CAS. Number	Result	Qual	PQL	SQL
Chloride	16887-00-6	1280		40.0	20.0
Nitrate	14797-55-8		U	120	20.0
Nitrite	14797-65-0		U	80.0	20.0
Sulfate	14808-79-8		U	200	100

U Not detected at or above adjusted sample detection limit

Sample Number: L0612460-06
Client ID: 67WW07
Matrix: Water
Workgroup Number: WG229899
Collect Date: 12/18/2006 11:15
Sample Tag: 01

PrePrep Method: NONE
Prep Method: 5021
Analytical Method: RSK175
Analyst: JLS
Dilution: 1
Units: ug/L

Instrument: HP16
Prep Date: 12/19/2006 21:29
Cal Date: 09/27/2006 15:29
Run Date: 12/19/2006 21:29
File ID: 16G5663

Analyte	CAS. Number	Result	Qual	PQL	SQL
methane	74-82-8	1710	I	0.500	0.250
ethene	74-85-1		U	0.500	0.250
ethane	74-84-0	0.420	J	0.500	0.250

J The analyte was positively identified, but the quantitation was below the RL
U Not detected at or above adjusted sample detection limit
I Semiquantitative result (out of instrument calibration range)

Sample Number: L0612460-06
Client ID: 67WW07
Matrix: Water
Workgroup Number: WG230008
Collect Date: 12/18/2006 11:15
Sample Tag: DL01

PrePrep Method: NONE
Prep Method: 5021
Analytical Method: RSK175
Analyst: JLS
Dilution: 10
Units: ug/L

Instrument: HP16
Prep Date: 12/20/2006 16:11
Cal Date: 09/27/2006 15:29
Run Date: 12/20/2006 16:11
File ID: 16G5679

Analyte	CAS. Number	Result	Qual	PQL	SQL
methane	74-82-8	983		5.00	2.50
ethene	74-85-1		U	5.00	2.50
ethane	74-84-0		U	5.00	2.50

U Not detected at or above adjusted sample detection limit

Sample Number: L0612460-06
Client ID: 67WW07
Matrix: Water
Workgroup Number: WG230037
Collect Date: 12/18/2006 11:15
Sample Tag: 01

PrePrep Method: NONE
Prep Method: 300.0
Analytical Method: 300.0
Analyst: JWR
Dilution: 1
Units: mg/L

Instrument: IC2
Prep Date: 12/19/2006 13:13
Cal Date: 12/08/2006 18:15
Run Date: 12/19/2006 13:13
File ID: I2121906.20

Analyte	CAS. Number	Result	Qual	PQL	SQL
Chloride	16887-00-6	338	I	0.200	0.100
Nitrate	14797-55-8		U	0.600	0.100
Sulfate	14808-79-8	19.9		1.00	0.500

U Not detected at or above adjusted sample detection limit
I Semiquantitative result (out of instrument calibration range)

Sample Number: L0612460-06
Client ID: 67WW07
Matrix: Water
Workgroup Number: WG230037
Collect Date: 12/18/2006 11:15
Sample Tag: DL01

PrePrep Method: NONE
Prep Method: 300.0
Analytical Method: 300.0
Analyst: JWR
Dilution: 5
Units: mg/L

Instrument: IC2
Prep Date: 12/19/2006 20:28
Cal Date: 12/08/2006 18:15
Run Date: 12/19/2006 20:28
File ID: I2121906.45

Analyte	CAS. Number	Result	Qual	PQL	SQL
Chloride	16887-00-6	995	I	1.00	0.500
Nitrate	14797-55-8		U	3.00	0.500
Nitrite	14797-65-0		U	2.00	0.500
Sulfate	14808-79-8	21.6		5.00	2.50

U Not detected at or above adjusted sample detection limit
I Semiquantitative result (out of instrument calibration range)

Sample Number: L0612460-06
Client ID: 67WW07
Matrix: Water
Workgroup Number: WG230037
Collect Date: 12/18/2006 11:15
Sample Tag: DL02

PrePrep Method: NONE
Prep Method: 300.0
Analytical Method: 300.0
Analyst: JWR
Dilution: 200
Units: mg/L

Instrument: IC2
Prep Date: 12/20/2006 11:00
Cal Date: 12/08/2006 18:15
Run Date: 12/20/2006 11:00
File ID: I2121906.65

Analyte	CAS. Number	Result	Qual	PQL	SQL
Chloride	16887-00-6	1640		40.0	20.0
Nitrate	14797-55-8		U	120	20.0
Nitrite	14797-65-0		U	80.0	20.0
Sulfate	14808-79-8		U	200	100

U Not detected at or above adjusted sample detection limit

Sample Number: L0612460-06
Client ID: 67WW07
Matrix: Water
Workgroup Number: WG230052
Collect Date: 12/18/2006 11:15
Sample Tag: 01

PrePrep Method: NONE
Prep Method: 415.1
Analytical Method: 415.1
Analyst: DIH
Dilution: 1
Units: mg/L

Instrument: TOC-VWP
Prep Date: 12/22/2006 01:43
Cal Date: 01/12/2006 10:36
Run Date: 12/22/2006 01:43
File ID: TC12-21-2006.55

Analyte	CAS. Number	Result	Qual	PQL	SQL
Total Inorganic Carbon		6.96		1.00	0.500

Sample Number: L0612460-06
Client ID: 67WW07
Matrix: Water
Workgroup Number: WG230052
Collect Date: 12/18/2006 11:15
Sample Tag: 01

PrePrep Method: NONE
Prep Method: 415.1
Analytical Method: 415.1
Analyst: DIH
Dilution: 1
Units: mg/L

Instrument: TOC-VWP
Prep Date: 12/22/2006 01:43
Cal Date: 01/12/2006 10:36
Run Date: 12/22/2006 01:43
File ID: TC12-21-2006.55

Analyte	CAS. Number	Result	Qual	PQL	SQL
Total Organic Carbon		6.01		1.00	0.500

Sample Number: L0612460-06
Client ID: 67WW07
Matrix: Water
Workgroup Number: WG230330
Collect Date: 12/18/2006 11:15
Sample Tag: 01

PrePrep Method: NONE
Prep Method: 5030B
Analytical Method: 8260B
Analyst: MES
Dilution: 1
Units: ug/L

Instrument: HPMS10
Prep Date: 12/27/2006 17:08
Cal Date: 11/13/2006 16:05
Run Date: 12/27/2006 17:08
File ID: 10M51886

Analyte	CAS. Number	Result	Qual	PQL	SQL
1,1,1-Trichloroethane	71-55-6		U	5.00	0.250
1,1,2,2-Tetrachloroethane	79-34-5		U	5.00	0.125
1,1,2-Trichloro-1,2,2-Trifluoroethane	76-13-1		U	10.0	0.250
1,1,2-Trichloroethane	79-00-5		U	5.00	0.250
1,1-Dichloroethane	75-34-3		U	5.00	0.125
1,1-Dichloroethene	75-35-4		U	5.00	0.500
1,2,4-Trichlorobenzene	120-82-1		U	5.00	0.200

Report Number: **L0612460**
Report Date : **December 29, 2006**

00047550

Sample Number: **L0612460-06**
Client ID: **67WW07**
Matrix: **Water**
Workgroup Number: **WG230330**
Collect Date: **12/18/2006 11:15**
Sample Tag: **01**

PrePrep Method: **NONE**
Prep Method: **5030B**
Analytical Method: **8260B**
Analyst: **MES**
Dilution: **1**
Units: **ug/L**

Instrument: **HPMS10**
Prep Date: **12/27/2006 17:08**
Cal Date: **11/13/2006 16:05**
Run Date: **12/27/2006 17:08**
File ID: **10M51886**

Analyte	CAS. Number	Result	Qual	PQL	SQL
1,2-Dibromo-3-chloropropane	96-12-8		U	5.00	1.00
1,2-Dibromoethane	106-93-4		U	5.00	0.250
1,2-Dichlorobenzene	95-50-1		U	5.00	0.125
1,2-Dichloroethane	107-06-2	1.65	J	5.00	0.250
cis-1,2-Dichloroethene	156-59-2		U	10.0	0.250
trans-1,2-Dichloroethene	156-60-5		U	5.00	0.250
1,2-Dichloropropane	78-87-5		U	5.00	0.200
1,3-Dichlorobenzene	541-73-1		U	5.00	0.250
1,4-Dichlorobenzene	106-46-7		U	5.00	0.125
2-Butanone	78-93-3		U	10.0	2.50
2-Hexanone	591-78-6		U	10.0	2.50
4-Methyl-2-pentanone	108-10-1		U	10.0	2.50
Acetone	67-64-1		U	10.0	2.50
Benzene	71-43-2		U	5.00	0.125
Bromodichloromethane	75-27-4		U	5.00	0.250
Bromoform	75-25-2		U	5.00	0.500
Bromomethane	74-83-9		U	10.0	0.500
Carbon disulfide	75-15-0		U	5.00	0.500
Carbon tetrachloride	56-23-5		U	5.00	0.250
Chlorobenzene	108-90-7		U	5.00	0.125
Chloroethane	75-00-3		U	10.0	0.500
Chloroform	67-66-3		U	5.00	0.125
Chloromethane	74-87-3		U	10.0	0.250
cis-1,3-Dichloropropene	10061-01-5		U	5.00	0.250
Cyclohexane	110-82-7		U	10.0	0.250
Dibromochloromethane	124-48-1		U	5.00	0.250
Dichlorodifluoromethane	75-71-8		U	10.0	0.250
Ethyl benzene	100-41-4		U	5.00	0.250
Isopropylbenzene	98-82-8		U	5.00	0.250
Methyl acetate	79-20-9		U	10.0	0.250
Methyl tert-butyl ether	1634-04-4		U	5.00	0.500
Methylcyclohexane	108-87-2		U	10.0	0.250
Methylene chloride	75-09-2		U	5.00	0.250
Styrene	100-42-5		U	5.00	0.125
Tetrachloroethene	127-18-4		U	5.00	0.250
Toluene	108-88-3		U	5.00	0.250
trans-1,3-Dichloropropene	10061-02-6		U	5.00	0.500
Trichloroethene	79-01-6		U	5.00	0.250
Trichlorofluoromethane	75-69-4		U	10.0	0.250
Vinyl chloride	75-01-4		U	10.0	0.250
Xylenes, Total	1330-20-7		U	5.00	0.500

Surrogate	% Recovery	Lower	Upper	Qual
1,2-Dichloroethane-d4	108	80	120	
Dibromofluoromethane	104	86	118	
p-Bromofluorobenzene	100	86	115	
Toluene-d8	100	88	110	

U Not detected at or above adjusted sample detection limit
J The analyte was positively identified, but the quantitation was below the RL

WORKGROUP SUMMARY BY METHOD

WORKGROUP SUMMARY BY METHOD

Analysis: Dissolved Gases
Analytical Method: RSK175
Workgroup: WG229899

Lab ID	Client ID	Tclp Date	Prep Date	Analysis Date	Tag	Inst Id	Analyst
L0612460-01	67WW01			12/19/06 20:19	01	HP16	JLS
L0612460-02	67WW02			12/19/06 20:33	01	HP16	JLS
L0612460-03	67WW03			12/19/06 20:47	01	HP16	JLS
L0612460-04	67WW05			12/19/06 21:01	01	HP16	JLS
L0612460-05	67WW06			12/19/06 21:15	01	HP16	JLS
L0612460-06	67WW07			12/19/06 21:29	01	HP16	JLS

Analysis: Dissolved Gases
Extraction Method: 5021
Workgroup: WG229899

Lab ID	Client ID	Tclp Date	Prep Date	Analysis Date	Tag	Inst Id	Analyst
L0612460-01	67WW01				229899	HP16	JLS
L0612460-02	67WW02				229899	HP16	JLS
L0612460-03	67WW03				229899	HP16	JLS
L0612460-04	67WW05				229899	HP16	JLS
L0612460-05	67WW06				229899	HP16	JLS
L0612460-06	67WW07				229899	HP16	JLS

Analysis: Dissolved Gases
Analytical Method: RSK175
Workgroup: WG230008

Lab ID	Client ID	Tclp Date	Prep Date	Analysis Date	Tag	Inst Id	Analyst
L0612460-06	67WW07			12/20/06 16:11	DL01	HP16	JLS

Analysis: Dissolved Gases
Extraction Method: 5021
Workgroup: WG230008

Lab ID	Client ID	Tclp Date	Prep Date	Analysis Date	Tag	Inst Id	Analyst
L0612460-06	67WW07				230008	HP16	JLS

WORKGROUP SUMMARY BY METHOD

00047553

Analysis: Common Anions
Analytical Method: 300.0
Workgroup: WG230037

Lab ID	Client ID	Tclp Date	Prep Date	Analysis Date	Tag	Inst Id	Analyst
L0612460-01	67WW01			12/19/06 11:46	01	IC2	JWR
L0612460-01	67WW01			12/19/06 17:00	DL01	IC2	JWR
L0612460-01	67WW01			12/19/06 17:17	DL02	IC2	JWR
L0612460-02	67WW02			12/19/06 12:04	01	IC2	JWR
L0612460-02	67WW02			12/19/06 18:09	DL01	IC2	JWR
L0612460-02	67WW02			12/19/06 18:27	DL02	IC2	JWR
L0612460-03	67WW03			12/19/06 12:21	01	IC2	JWR
L0612460-03	67WW03			12/19/06 18:44	DL01	IC2	JWR
L0612460-03	67WW03			12/20/06 10:25	DL02	IC2	JWR
L0612460-04	67WW05			12/19/06 12:39	01	IC2	JWR
L0612460-04	67WW05			12/19/06 19:19	DL01	IC2	JWR
L0612460-04	67WW05			12/19/06 19:36	DL02	IC2	JWR
L0612460-05	67WW06			12/19/06 12:56	01	IC2	JWR
L0612460-05	67WW06			12/19/06 19:54	DL01	IC2	JWR
L0612460-05	67WW06			12/20/06 10:42	DL02	IC2	JWR
L0612460-06	67WW07			12/19/06 13:13	01	IC2	JWR
L0612460-06	67WW07			12/19/06 20:28	DL01	IC2	JWR
L0612460-06	67WW07			12/20/06 11:00	DL02	IC2	JWR

Analysis: Common Anions
Extraction Method: METHOD
Workgroup: WG230037

Lab ID	Client ID	Tclp Date	Prep Date	Analysis Date	Tag	Inst Id	Analyst
L0612460-01	67WW01		12/19/06 09:34			FILTER	JWR
L0612460-02	67WW02		12/19/06 09:34			FILTER	JWR
L0612460-03	67WW03		12/19/06 09:34			FILTER	JWR
L0612460-04	67WW05		12/19/06 09:34			FILTER	JWR
L0612460-05	67WW06		12/19/06 09:34			FILTER	JWR
L0612460-06	67WW07		12/19/06 09:34			FILTER	JWR

WORKGROUP SUMMARY BY METHOD

00047554

Analysis: Total Organic Carbon
Analytical Method: 415.1
Workgroup: WG230052

Lab ID	Client ID	Tclp Date	Prep Date	Analysis Date	Tag	Inst Id	Analyst
L0612460-01	67WW01			12/21/06 23:59	01	TOC-VWP	DIH
L0612460-01	67WW01			12/21/06 23:59	01	TOC-VWP	DIH
L0612460-02	67WW02			12/22/06 00:40	01	TOC-VWP	DIH
L0612460-02	67WW02			12/22/06 00:40	01	TOC-VWP	DIH
L0612460-03	67WW03			12/22/06 00:56	01	TOC-VWP	DIH
L0612460-03	67WW03			12/22/06 00:56	01	TOC-VWP	DIH
L0612460-04	67WW05			12/22/06 01:12	01	TOC-VWP	DIH
L0612460-04	67WW05			12/22/06 01:12	01	TOC-VWP	DIH
L0612460-05	67WW06			12/22/06 01:27	01	TOC-VWP	DIH
L0612460-05	67WW06			12/22/06 01:27	01	TOC-VWP	DIH
L0612460-06	67WW07			12/22/06 01:43	01	TOC-VWP	DIH
L0612460-06	67WW07			12/22/06 01:43	01	TOC-VWP	DIH

Analysis: Total Organic Carbon
Extraction Method: METHOD
Workgroup: WG230052

Lab ID	Client ID	Tclp Date	Prep Date	Analysis Date	Tag	Inst Id	Analyst
L0612460-01	67WW01			12/21/06 23:59	01	TOC-VWP	DIH
L0612460-02	67WW02			12/22/06 00:40	01	TOC-VWP	DIH
L0612460-03	67WW03			12/22/06 00:56	01	TOC-VWP	DIH
L0612460-04	67WW05			12/22/06 01:12	01	TOC-VWP	DIH
L0612460-05	67WW06			12/22/06 01:27	01	TOC-VWP	DIH
L0612460-06	67WW07			12/22/06 01:43	01	TOC-VWP	DIH

Analysis: Special List - 8260
Analytical Method: 8260B
Workgroup: WG230227

Lab ID	Client ID	Tclp Date	Prep Date	Analysis Date	Tag	Inst Id	Analyst
L0612460-01	67WW01			12/26/06 20:48	01	HPMS10	CMS
L0612460-02	67WW02			12/26/06 21:19	01	HPMS10	CMS
L0612460-03	67WW03			12/26/06 21:51	01	HPMS10	CMS
L0612460-04	67WW05			12/26/06 22:23	01	HPMS10	CMS
L0612460-05	67WW06			12/26/06 22:55	01	HPMS10	CMS

WORKGROUP SUMMARY BY METHOD

00047555

Analysis: Special List - 8260
Extraction Method: 5030B
Workgroup: WG230227

Lab ID	Client ID	Tclp Date	Prep Date	Analysis Date	Tag	Inst Id	Analyst
L0612460-01	67WW01				230227	HPMS10	MES
L0612460-02	67WW02				230227	HPMS10	MES
L0612460-03	67WW03				230227	HPMS10	MES
L0612460-04	67WW05				230227	HPMS10	MES
L0612460-05	67WW06				230227	HPMS10	MES

Analysis: Special List - 8260
Analytical Method: 8260B
Workgroup: WG230330

Lab ID	Client ID	Tclp Date	Prep Date	Analysis Date	Tag	Inst Id	Analyst
L0612460-06	67WW07			12/27/06 17:08	01	HPMS10	MES

Analysis: Special List - 8260
Extraction Method: 5030B
Workgroup: WG230330

Lab ID	Client ID	Tclp Date	Prep Date	Analysis Date	Tag	Inst Id	Analyst
L0612460-06	67WW07				230330	HPMS10	MES

Kemron Environmental Services
Analyst Listing
December 29, 2006

AJF - AMANDA J. FICKIESEN
ALB - ANNIE L. BOCK
ALT - ANN L. THAYER
ARA - ADRIAN R. ACHTERMANN
ASP - AARON S. PETRIE
BRG - BRENDA R. GREGORY
CAA - CASSIE A. AUGENSTEIN
CAF - CHERYL A. FLOWERS
CAK - CHERYL A. KOELSCH
CEB - CHAD E. BARNES
CFB - CHAD F. BOOK
CLC - CHRYS L. CRAWFORD
CLS - CARA L. STRICKLER
CLW - CHARISSA L. WINTERS
CM - CHARLIE MARTIN
CMS - CRYSTAL M. STEPHENS
CPD - CHAD P. DAVIS
CSA - LUCINDA S. ARNOLD
CSH - CHRIS S. HILL
DAS - DALLAS A. SULLIVAN
DD - DIANE M. DENNIS
DDE - DEBRA D. ELLIOTT
DEL - DON E. LIGHTFRITZ
DEV - DAVID E. VANDENBERG
DGB - DOUGLAS G. BUTCHER
DIH - DEANNA I. HESSON
DLB - DAVID L. BUMGARNER
DLP - DOROTHY L. PAYNE
DLR - DIANNA L. RAUCH
DR - DEANNA ROBERTS
DRP - DAVE R. PITZER
DSF - DEBRA S. FREDERICK
DSM - DAVID S. MOSSOR
DST - DENNIS S. TEPE
ECL - ERIC C. LAWSON
ED - EMILY E. DECKER
FJB - FRANCES J. BOLDEN
HAV - HEMA VILASAGAR
JAL - JOHN A. LENT
JKT - JANE K. THOMPSON
JLS - JANICE L. SCHIMMEL
JNB - JOSHUA N. BOOTH
JS - JENNIFER L. SOUTHALL
JWR - JOHN W. RICHARDS
JWS - JACK W. SHEAVES
JYH - JI Y. HU
KCZ - KEVIN C. ZUMBRO
KEB - KATHRYN E. BARNES
KHR - KIM H. RHODES
KRA - KATHY R. ALBERTSON
LKN - LINDA K. NEDEFF
LSB - LESLIE S. BUCINA
MDA - MIKE D. ALBERTSON
MDC - MICHAEL D. COCHRAN
MES - MARY E. SCHILLING
MKZ - MARILYN K. ZUMBRO
MLR - MARY L. ROCHOTTE
MLS - MICHAEL L. SCHIMMEL
MMB - MAREN M. BEERY
MSW - MATT S. WILSON
NJB - NATALIE J. BOOTH
PAS - PATRICK A. STREET
PJM - PAUL J. MILLER
RB - ROBERT BUCHANAN
REK - ROBERT E. KYER
RNP - RICK N. PETTY
RWC - RODNEY W. CAMPBELL
SLM - STEPHANIE L. MOSSBURG
SLP - SHERI L. PFALZGRAF
SMH - SHAUNA M. HYDE
TMB - TIFFANY M. BAILEY
TMM - TAMMY M. MORRIS
VC - VICKI COLLIER
WFM - WALTER F. MARTIN

KEMRON Environmental Services

List of Valid Qualifiers

December 29, 2006

00047557

Qualkey: STD

Qualifier	Description
*	Surrogate or spike compound out of range
+	Correlation coefficient for the MSA is less than 0.995
<	Result is less than the associated numerical value.
>	Result is greater than the associated numerical value.
A	See the report narrative
B	Analyte present in method blank
C	Confirmed by GC/MS
CG	Confluent growth
DL	Surrogate or spike compound was diluted out
E	Estimated concentration due to sample matrix interference
EDL	Elevated sample reporting limits, presence of non-target analytes
EMPC	Estimated Maximum Possible Concentration
FL	Free Liquid
I	Semiquantitative result (out of instrument calibration range)
J	The analyte was positively identified, but the quantitation was below the RL
J,B	Analyte detected in both the method blank and sample above the MDL.
J,P	ESTIMATE & COLUMNS DON'T AGREE TO WITHIN 40%
L	Sample reporting limits elevated due to matrix interference
M	Matrix effect; the concentration is an estimate due to matrix effect.
N	Tentatively identified compound(TIC)
NA	Not applicable
ND	Not detected at or above the reporting limit
NF	Not found by library search
NFL	No free liquid
NI	Non-ignitable
NR	Analyte is not required to be analyzed
NS	Not spiked
P	Concentrations >40% difference between the two GC columns
Q	One or more quality control criteria fail. See narrative.
QNS	Quantity of sample not sufficient to perform analysis
RA	Reanalysis confirms reported results
RE	Reanalysis confirms sample matrix interference
S	Analyzed by method of standard addition
SMI	Sample matrix interference on surrogate
SP	Reported results are for spike compounds only
TIC	Library Search Compound
TNTC	Too numerous to count
U	Undetected; the concentration is below the reported MDL.
UJ	Undetected; the MDL and RL are estimated due to quality control discrepancies.
W	Post-digestion spike for furnace AA out of control limits
X	Exceeds regulatory limit
Z	Cannot be resolved from isomer - see below

*****Special Notes for Organic Analytes**

1. Acrolein and acrylonitrile by method 624 are semi-quantitative screens only.
2. 1,2-Diphenylhydrazine is unstable and is reported as azobenzene.
3. N-nitrosodiphenylamine cannot be separated from diphenylamine.
4. 3-Methylphenol and 4-Methylphenol are unresolvable compounds.
5. m-Xylene and p-Xylene are unresolvable compounds.
6. The reporting limits for Appendix II/IX compounds by method 8270 are based on EPA estimated PQLs referenced in 40 CFR Part 264, Appendix IX. They are not always achievable for every compound an are matrix dependent.

Organic QA/QC

KEMRON Environmental Services
Data Checklist

00047559

Date: 13-NOV-2006
Analyst: MES
Analyst: NA
Method: 8260
Instrument: HPMS10
Curve Workgroup: NA
Runlog ID: 13345
Analytical Workgroups: WG227377,WG227474

System Performance Check	NA
BFB	X
Initial Calibration	X
Average RF	X
Linear Reg or Higher Order Curve	X
Second Source standard % Difference	X
Continuing Calibration /Check Standards	X
Project/Client Specific Requirements	X
Special Standards	NA
Blanks	X
TCL's	X
Surrogates	X
LCS (Laboratory Control Sample)	X
Recoveries	X
Surrogates	X
MS/MSD/Duplicates	NA
Samples	X
TCL Hits	X
Spectra of TCL Hits	X
Surrogates	X
Internal Standards Criteria	X
Library Searches	NA
Calculations & Correct Factors	X
Dilutions Run	NA
Reruns	X
Manual Integrations	X
Case Narrative	X
Results Reporting/Data Qualifiers	X
KOBRA Workgroup Data	X
Check for Completeness	X
Primary Reviewer	MES
Secondary Reviewer	LSB
Check for compliance with method and project specific requirements	X
Check the completeness of reported information	X
Check the information for the report narrative	X
Check the reasonableness of the results	X

Primary Reviewer:
14-NOV-2006

Secondary Reviewer:
20-NOV-2006

Generated: NOV-20-2006 11:40:07

KEMRON Environmental Services
Data Checklist

00047560

Date: 26-DEC-2006
Analyst: CMS
Analyst: NA
Method: 8260
Instrument: HPMS10
Curve Workgroup: NA
Runlog ID: 13956
Analytical Workgroups: WG230227

System Performance Check	NA
BFB	X
Initial Calibration	X
Average RF	X
Linear Reg or Higher Order Curve	X
Second Source standard % Difference	X
Continuing Calibration /Check Standards	X
Project/Client Specific Requirements	X
Special Standards	NA
Blanks	X
TCL's	X
Surrogates	X
LCS (Laboratory Control Sample)	X
Recoveries	X
Surrogates	X
MS/MSD/Duplicates	NA
Samples	X
TCL Hits	X
Spectra of TCL Hits	X
Surrogates	X
Internal Standards Criteria	X
Library Searches	NA
Calculations & Correct Factors	X
Dilutions Run	X
Reruns	X
Manual Integrations	X
Case Narrative	X
Results Reporting/Data Qualifiers	X
KOBRA Workgroup Data	X
Check for Completeness	X
Primary Reviewer	MES
Secondary Reviewer	MDA
Check for compliance with method and project specific requirements	X
Check the completeness of reported information	X
Check the information for the report narrative	X
Check the reasonableness of the results	X

Primary Reviewer:
28-DEC-2006

Secondary Reviewer:
28-DEC-2006

Generated: DEC-28-2006 14:52:44

KEMRON Environmental Services
Data Checklist

00047561

Date: 27-DEC-2006
Analyst: MES
Analyst: NA
Method: 8260
Instrument: HPMS10
Curve Workgroup: NA
Runlog ID: 13961
Analytical Workgroups: WG230330

System Performance Check	NA
BFB	X
Initial Calibration	X
Average RF	X
Linear Reg or Higher Order Curve	X
Second Source standard % Difference	X
Continuing Calibration /Check Standards	X
Project/Client Specific Requirements	X
Special Standards	NA
Blanks	X
TCL's	X
Surrogates	X
LCS (Laboratory Control Sample)	X
Recoveries	X
Surrogates	X
MS/MSD/Duplicates	NA
Samples	X
TCL Hits	X
Spectra of TCL Hits	X
Surrogates	X
Internal Standards Criteria	X
Library Searches	NA
Calculations & Correct Factors	X
Dilutions Run	X
Reruns	X
Manual Integrations	X
Case Narrative	X
Results Reporting/Data Qualifiers	X
KOBRA Workgroup Data	X
Check for Completeness	X
Primary Reviewer	MES
Secondary Reviewer	MDA
Check for compliance with method and project specific requirements	X
Check the completeness of reported information	X
Check the information for the report narrative	X
Check the reasonableness of the results	X

Primary Reviewer:
28-DEC-2006

Secondary Reviewer:
28-DEC-2006

Generated: DEC-28-2006 15:07:50

KEMRON Environmental Services

Instrument Run Log

00047562

Instrument: HPMS10 Dataset: 111306

Analyst1: MES Analyst2: NA

Method: 8260B SOP: MSV01 Rev: 10

Method: 5030/5035 SOP: PAT01 Rev: 10

Maintenance Log ID: 16650

Internal Standard: STD16159 Surrogate Standard: STD16214

CCV: STD16295 LCS: STD16323 MS/MSD: NA

Column 1 ID: RTX502.2 Column 2 ID: NA

Workgroups: WG227377, WG227474

Comments:

Seq.	File ID	Sample Information	pH	Mat	Dil	Reference	Date/Time
1	10M50689	WG227377-01 50NG BFB STD 8260	NA	1	1	STD16160	11/13/06 08:27
2	10M50690	SYSTEM BLANK	NA	1	1		11/13/06 08:49
3	10M50691	SYSTEM BLANK	NA	1	1		11/13/06 09:23
4	10M50692	WG227377-02 0.3ug/L WATER STD 8260	NA	1	1	STD16295	11/13/06 09:59
5	10M50693	WG227377-03 0.4 ug/L WATER STD 8260	NA	1	1	STD16295	11/13/06 10:34
6	10M50694	WG227377-04 1 ug/L WATER STD 8260	NA	1	1	STD16295	11/13/06 11:18
7	10M50695	WG227377-05 2 ug/L WATER STD 8260	NA	1	1	STD16295	11/13/06 11:50
8	10M50696	WG227377-06 5 ug/L WATER STD 8260	NA	1	1	STD16295	11/13/06 12:22
9	10M50697	WG227377-07 20 ug/L WATER STD 8260	NA	1	1	STD16295	11/13/06 12:54
10	10M50698	WG227377-08 50 ug/L WATER STD 8260	NA	1	1	STD16295	11/13/06 13:26
11	10M50699	WG227377-09 100 ug/L WATER STD 8260	NA	1	1	STD16295	11/13/06 13:57
12	10M50700	WG227377-10 200 ug/L WATER STD 8260	NA	1	1	STD16295	11/13/06 14:29
13	10M50701	SYSTEM BLANK	NA	1	1		11/13/06 15:01
14	10M50702	SYSTEM BLANK	NA	1	1		11/13/06 15:33
15	10M50703	WG227377-03 0.4ug/L WATER STD 8260	NA	1	1	STD16295	11/13/06 16:05
16	10M50704	WG227377-11 20ug/L ALT SOURCE	NA	1	1	STD16323	11/13/06 17:05
17	10M50705	WG227473-01 50NG BFB STD 8260	NA	1	1	STD16160	11/13/06 17:59
39	10M50706	WG227473-02 50ug/L WATER STD 8260	NA	1	1	STD16295	11/13/06 18:22
18	10M50707	WG227474-01 VBLK1113 BLANK 8260	NA	1	1		11/13/06 18:54
19	10M50708	WG227474-01 VBLK1113 BLANK 8260	NA	1	1		11/13/06 19:26
20	10M50709	WG227474-02 20ug/L LCS 8260	NA	1	1	STD16323	11/13/06 19:58
21	10M50710	WG227474-03 20ug/L LCSDUP 8260	NA	1	1	STD16323	11/13/06 20:30
22	10M50711	L0611170-19 A 826-LOW	<2	1	1		11/13/06 21:01
23	10M50712	L0611170-03 A 826-LOW	<2	1	1		11/13/06 21:34
24	10M50713	L0611170-04 A 826-LOW	<2	1	1		11/13/06 22:05
25	10M50714	L0611170-05 A 826-LOW	<2	1	1		11/13/06 22:38
26	10M50715	L0611170-06 A 826-LOW	<2	1	1		11/13/06 23:09
27	10M50716	L0611170-07 A 826-LOW	<2	1	1		11/13/06 23:41
28	10M50717	L0611170-08 A 826-LOW	<2	1	1		11/14/06 00:13
29	10M50718	L0611170-09 A 826-LOW	<2	1	1		11/14/06 00:45
30	10M50719	L0611170-10 A 826-LOW	<2	1	1		11/14/06 01:17
31	10M50720	L0611170-11 A 826-LOW	<2	1	1		11/14/06 01:50

Approved: November 15, 2006

KEMRON Environmental Services

Instrument Run Log

00047563

Instrument: HPMS10 Dataset: 111306

Analyst1: MES Analyst2: NA

Method: 8260B SOP: MSV01 Rev: 10

Method: 5030/5035 SOP: PAT01 Rev: 10

Maintenance Log ID: 16650

Internal Standard: STD16159 Surrogate Standard: STD16214

CCV: STD16295 LCS: STD16323 MS/MSD: NA

Column 1 ID: RTX502.2 Column 2 ID: NA

Workgroups: WG227377, WG227474

Seq.	File ID	Sample Information	pH	Mat	Dil	Reference	Date/Time
32	10M50721	L0611170-12 A 826-LOW	<2	1	1		11/14/06 02:21
33	10M50722	L0611170-13 A 826-LOW	<2	1	1		11/14/06 02:54
34	10M50723	L0611170-14 A 826-LOW	<2	1	1		11/14/06 03:26
35	10M50724	L0611170-15 A 826-LOW	<2	1	1		11/14/06 03:58
36	10M50725	L0611170-16 A 826-LOW	<2	1	1		11/14/06 04:30
37	10M50726	L0611170-17 A 826-LOW	<2	1	1		11/14/06 05:02
38	10M50727	L0611170-18 A 826-LOW	<2	1	1		11/14/06 05:34

Comments

Seq.	Rerun	Dil.	Reason	Analytes
5				
File ID: 10M50693				
	Do not report.			
22	X	1	Carry-over contamination	
File ID: 10M50711				
	Do not report.			
27	X	10	Over Calibration Range	PCE
File ID: 10M50716				
28	X	10	Over Calibration Range	PCE
File ID: 10M50717				
29	X	10	Over Calibration Range	PCE
File ID: 10M50718				

Approved: November 15, 2006

KEMRON Environmental Services

Instrument Run Log

00047564

Instrument: HPMS10 Dataset: 122606

Analyst1: CMS Analyst2: NA

Method: 8260B SOP: MSV01 Rev: 10

Method: 5030/5035 SOP: PAT01 Rev: 10

Maintenance Log ID: 17215

Internal Standard: STD16727 Surrogate Standard: STD16908

CCV: STD16922 LCS: STD16929 MS/MSD: NA

Column 1 ID: RTX502.2 Column 2 ID: NA

Workgroups: WG230227

Comments:

Seq.	File ID	Sample Information	pH	Mat	Dil	Reference	Date/Time
1	10M51833	WG230226-01 50NG BFB STD 8260	NA	1	1	STD16662	12/26/06 07:38
2	10M51834	WG230226-02 50ug/L STD 8260	NA	1	1	STD16907	12/26/06 08:07
3	10M51835	WG230226-02 50ug/L STD 8260	NA	1	1	STD16907	12/26/06 08:39
4	10M51836	SYSTEM BLANK	NA	1	1		12/26/06 09:10
5	10M51837	SYSTEM BLANK	NA	1	1		12/26/06 09:42
6	10M51838	SYSTEM BLANK	NA	1	1		12/26/06 10:17
7	10M51839	SYSTEM BLANK	NA	1	1		12/26/06 10:48
8	10M51840	WG230226-01 BFB 50ng STD 8260	NA	1	1	STD16662	12/26/06 11:15
9	10M51841	WG230226-02 50ug/L STD 8260	NA	1	1	STD16922	12/26/06 11:46
10	10M51842	WG230227-01 VBLK1226 BLANK 8260	NA	1	1		12/26/06 12:18
11	10M51843	WG230227-01 VBLK1226 BLANK 8260	NA	1	1		12/26/06 12:50
12	10M51844	WG230227-02 20ug/L LCS STD 8260	NA	1	1	STD16929	12/26/06 13:22
13	10M51845	WG230227-03 20ug/L LCSDUP STD 8260	NA	1	1	STD16929	12/26/06 13:54
14	10M51846	L0612562-05 A 826-SPE	<2	1	1		12/26/06 14:25
15	10M51847	L0612412-09 B 826-SPE	<2	1	1		12/26/06 14:57
16	10M51848	L0612412-13 B 826-SPE	<2	1	1		12/26/06 15:29
17	10M51849	L0612413-03 B 8260	<2	1	1		12/26/06 16:01
18	10M51850	L0612562-04 A 826-SPE	<2	1	1		12/26/06 16:33
19	10M51851	L0612562-03 A 826-SPE	<2	1	1		12/26/06 17:04
20	10M51852	L0612562-02 A 826-SPE	<2	1	1		12/26/06 17:36
21	10M51853	L0612562-01 A 826-SPE	<2	1	1		12/26/06 18:08
22	10M51854	L0612510-01 A 500X 826-SPE	<2	1	500		12/26/06 18:40
23	10M51855	L0612510-02 D1 A 10X 826-SPE	<2	1	10		12/26/06 19:12
24	10M51856	L0612510-03 A 5X 826-SPE	<2	1	5		12/26/06 19:44
25	10M51857	L0612510-04 A 826-SPE	<2	1	1		12/26/06 20:16
26	10M51858	L0612460-01 A 826-SPE	<2	1	1		12/26/06 20:48
27	10M51859	L0612460-02 A 826-SPE	<2	1	1		12/26/06 21:19
28	10M51860	L0612460-03 A 826-SPE	7	1	1		12/26/06 21:51
29	10M51861	L0612460-04 A 826-SPE	<2	1	1		12/26/06 22:23
30	10M51862	L0612460-05 A 826-SPE	<2	1	1		12/26/06 22:55
31	10M51863	L0612460-06 A 826-SPE	<2	1	1		12/26/06 23:26
32	10M51864	SYSTEM BLANK	NA	1	1		12/26/06 23:58

Approved: December 28, 2006

KEMRON Environmental Services

Instrument Run Log

00047565

Instrument: HPMS10 Dataset: 122606

Analyst1: CMS Analyst2: NA

Method: 8260B SOP: MSV01 Rev: 10

Method: 5030/5035 SOP: PAT01 Rev: 10

Maintenance Log ID: 17215

Internal Standard: STD16727 Surrogate Standard: STD16908

CCV: STD16922 LCS: STD16929 MS/MSD: NA

Column 1 ID: RTX502.2 Column 2 ID: NA

Workgroups: WG230227

Seq.	File ID	Sample Information	pH	Mat	Dil	Reference	Date/Time
33	10M51865	SYSTEM BLANK	NA	1	1		12/27/06 00:30
34	10M51866	L0612176-02 B 826-REF-BLK	NA	1	1		12/27/06 01:01
35	10M51867	SYSTEM CHECK	NA	1	1		12/27/06 01:33

Comments

Seq.	Rerun	Dil.	Reason	Analytes
2 File ID: 10M51834				
	RR IS is too high.			
3 File ID: 10M51835				
	RR IS is too high.			
15 File ID: 10M51847	X	10	Over Calibration Range	vc
20 File ID: 10M51852	X	10	Over Calibration Range	chloroform and carbon tet
21 File ID: 10M51853	X	10	Over Calibration Range	chloroform and carbon tet
22 File ID: 10M51854	X	250	Analyzed too dilute	
	Do not report.			
23 File ID: 10M51855	X	2	Analyzed too dilute	
31 File ID: 10M51863	X	1	Missed Tune	

Approved: December 28, 2006

KEMRON Environmental Services

Instrument Run Log

00047566

Instrument: HPMS10 Dataset: 122706

Analyst1: MES Analyst2: NA

Method: 8260B SOP: MSV01 Rev: 10

Method: 5030/5035 SOP: PAT01 Rev: 10

Maintenance Log ID: 17219

Internal Standard: STD16727 Surrogate Standard: STD16908

CCV: STD16922 LCS: STD16929 MS/MSD: NA

Column 1 ID: RTX502.2 Column 2 ID: NA

Workgroups: WG230330

Comments:

Seq.	File ID	Sample Information	pH	Mat	Dil	Reference	Date/Time
1	10M51869	WG230329-01 BFB 50ng STD 8260	NA	1	1	STD16662	12/27/06 08:28
2	10M51870	WG230329-02 50ug/L STD 8260	NA	1	1	STD16922	12/27/06 08:49
3	10M51871	WG230329-02 50ug/L STD 8260	NA	1	1	STD16922	12/27/06 09:22
4	10M51872	SYSTEM CHECK	NA	1	1		12/27/06 10:00
5	10M51873	WG230329-01 50NG BFB STD 8260	NA	1	1	STD16662	12/27/06 10:26
6	10M51874	WG230329-02 50ug/L WATER STD 8260	NA	1	1	STD16922	12/27/06 10:48
7	10M51875	WG230329-02 50ug/L WATER STD 8260	NA	1	1	STD16922	12/27/06 11:20
8	10M51876	WG230330-01 VBLK1227 BLANK 8260	NA	1	1		12/27/06 11:52
9	10M51877	WG230330-01 VBLK1227 BLANK 8260	NA	1	1		12/27/06 12:25
10	10M51878	WG230330-02 20ug/L LCS 8260	NA	1	1	STD16929	12/27/06 12:56
11	10M51879	WG230330-03 20ug/L LCSDUP 8260	NA	1	1	STD16929	12/27/06 13:28
12	10M51880	L0612510-01 B 250X 826-SPE	<2	1	250		12/27/06 14:00
13	10M51881	L0612510-02 B 2X 826-SPE	<2	1	2		12/27/06 14:31
14	10M51882	L0612562-01 B D1 10X 826-SPE	<2	1	10		12/27/06 15:03
15	10M51883	L0612562-02 B D1 10X 826-SPE	<2	1	10		12/27/06 15:34
16	10M51884	WG230330-04 FLUID BLANK 12/19/06	NA	1	1		12/27/06 16:05
17	10M51885	L0612488-06 A 826-SPE	<2	1	1		12/27/06 16:36
18	10M51886	L0612460-06 B 826-SPE	<2	1	1		12/27/06 17:08
19	10M51887	L0612494-01 A 10X 826-TC	NA	17	10		12/27/06 17:39
20	10M51888	L0612488-01 A 826-SPE	<2	1	1		12/27/06 18:11
21	10M51889	L0612488-02 A 826-SPE	<2	1	1		12/27/06 18:42
22	10M51890	L0612488-03 A 826-SPE	<2	1	1		12/27/06 19:13
23	10M51891	L0612488-04 A 826-SPE	<2	1	1		12/27/06 19:44
24	10M51892	L0612488-05 A 826-SPE	<2	1	1		12/27/06 20:16
25	10M51893	L0612555-01 A 100X 826-SPE	<2	1	100		12/27/06 20:47
26	10M51894	L0612555-02 A 100X 826-SPE	<2	1	100		12/27/06 21:19
27	10M51895	L0612555-03 A 5X 826-SPE	<2	1	5		12/27/06 21:50
28	10M51896	L0612555-04 A 50X 826-SPE	<2	1	50		12/27/06 22:22
29	10M51897	SYSTEM BLANK	NA	1	1		12/27/06 22:54
30	10M51898	SYSTEM CHECK	NA	1	1		12/27/06 23:25
31	10M51899	SYSTEM CHECK	NA	1	1		12/27/06 23:57

Approved: December 28, 2006

KEMRON Environmental Services

Instrument Run Log

00047567

Instrument: HPMS10 Dataset: 122706

Analyst1: MES Analyst2: NA

Method: 8260B SOP: MSV01 Rev: 10

Method: 5030/5035 SOP: PAT01 Rev: 10

Maintenance Log ID: 17219

Internal Standard: STD16727 Surrogate Standard: STD16908

CCV: STD16922 LCS: STD16929 MS/MSD: NA

Column 1 ID: RTX502.2 Column 2 ID: NA

Workgroups: WG230330

Comments

Seq.	Rerun	Dil.	Reason	Analytes
2				
File ID: 10M51870				
	RR-IS too high.			
3				
File ID: 10M51871				
	RR-vc is high.			
6				
File ID: 10M51874				
	RR-vc is high.			
13	X	10	Over Calibration Range	MTBE
File ID: 10M51881				
25	X	25	Analyzed too dilute	
File ID: 10M51893				
	Do not report.			
26	X	25	Analyzed too dilute	
File ID: 10M51894				
	Do not report.			

Approved: December 28, 2006

KEMRON Environmental Services
HOLDING TIMES
EQUIVALENT TO AFCEE FORM 9

00047568

Analytical Method: 8260B

AAB#: WG230330

Login Number: L0612460

Client ID	Date Collected	Date Received	Date Extracted	Max Hold Time Ext.	Time Held Ext.	Date Analyzed	Max Hold Time Anal	Time Held Anal.	Q
67WW07	12/18/06	12/19/06	12/27/06	14	9.25	12/27/06	14	9.25	

* EXT = SEE PROJECT QAPP REQUIREMENTS
*ANAL = SEE PROJECT QAPP REQUIREMENTS

KEMRON FORMS - Modified 11/20/2006
Version 1.5 PDF File ID: 660342
Report generated 12/29/2006 09:15

KEMRON Environmental Services
HOLDING TIMES
EQUIVALENT TO AFCEE FORM 9

00047569

Analytical Method: 8260B

AAB#: WG230227

Login Number: L0612460

Client ID	Date Collected	Date Received	Date Extracted	Max Hold Time Ext.	Time Held Ext.	Date Analyzed	Max Hold Time Anal	Time Held Anal.	Q
67WW01	12/18/06	12/19/06	12/26/06	14	8.29	12/26/06	14	8.29	
67WW02	12/18/06	12/19/06	12/26/06	14	8.53	12/26/06	14	8.53	
67WW05	12/17/06	12/19/06	12/26/06	14	9.50	12/26/06	14	9.50	
67WW06	12/18/06	12/19/06	12/26/06	14	8.50	12/26/06	14	8.50	
67WW03	12/18/06	12/19/06	12/26/06	14	8.35	12/26/06	14	8.35	

* EXT = SEE PROJECT QAPP REQUIREMENTS
*ANAL = SEE PROJECT QAPP REQUIREMENTS

KEMRON FORMS - Modified 11/20/2006
Version 1.5 PDF File ID: 660342
Report generated 12/29/2006 09:15

KEMRON Environmental Services

SURROGATE STANDARDS

00047570

Login Number: L0612460
Instrument Id: HPMS10
Workgroup (AAB#): WG230330

Method: 8260
CAL ID: HPMS10-13-NOV-06
Matrix: Water

Sample Number	Dilution	Tag	1	2	3	4
L0612460-06	1.00	01	108	104	100	100
WG230330-01	1.00	01	95.2	98.9	99.4	99.4
WG230330-02	1.00	01	94.2	99.4	99.1	98.2
WG230330-03	1.00	01	94.2	101	98.6	98.2
WG230330-04	1.00	01	108	101	102	95.7

Surrogates	Surrogate Limits		
1 - 1,2-Dichloroethane-d4	80	-	120
2 - Dibromofluoromethane	86	-	118
3 - p-Bromofluorobenzene	86	-	115
4 - Toluene-d8	88	-	110

Underline = Result out of surrogate limits

DL = surrogate diluted out
ND = surrogate not detected

KEMRON FORMS - Modified 09/27/2006
Version 1.5 PDF File ID: 660351
Report generated 12/29/2006 09:15

KEMRON Environmental Services

SURROGATE STANDARDS

00047571

Login Number: L0612460
Instrument Id: HPMS10
Workgroup (AAB#): WG230227

Method: 8260
CAL ID: HPMS10-13-NOV-06
Matrix: Water

Sample Number	Dilution	Tag	1	2	3	4
L0612460-01	1.00	01	111	106	103	102
L0612460-02	1.00	01	114	105	103	101
L0612460-03	1.00	01	114	106	103	100
L0612460-04	1.00	01	114	105	102	101
L0612460-05	1.00	01	114	105	101	100
WG230227-01	1.00	01	92.7	96.1	98.5	97.8
WG230227-02	1.00	01	95.3	98.9	101	96.4
WG230227-03	1.00	01	93.6	97.6	99.9	96.9

Surrogates	Surrogate Limits		
1 - 1,2-Dichloroethane-d4	80	-	120
2 - Dibromofluoromethane	86	-	118
3 - p-Bromofluorobenzene	86	-	115
4 - Toluene-d8	88	-	110

Underline = Result out of surrogate limits

DL = surrogate diluted out
ND = surrogate not detected

KEMRON FORMS - Modified 09/27/2006
Version 1.5 PDF File ID: 660351
Report generated 12/29/2006 09:15

KEMRON Environmental Services

METHOD BLANK SUMMARY 00047572

Login Number: L0612460
Blank File ID: 10M51843
Prep Date: 12/26/06 12:50
Analyzed Date: 12/26/06 12:50
Analyst: CMS

Work Group: WG230227
Blank Sample ID: WG230227-01
Instrument ID: HPMS10
Method: 8260B

This Method Blank Applies To The Following Samples:

Client ID	Lab Sample ID	Lab File ID	Time Analyzed	TAG
LCS	WG230227-02	10M51844	12/26/06 13:22	01
LCS2	WG230227-03	10M51845	12/26/06 13:54	01
67WW01	L0612460-01	10M51858	12/26/06 20:48	01
67WW02	L0612460-02	10M51859	12/26/06 21:19	01
67WW03	L0612460-03	10M51860	12/26/06 21:51	01
67WW05	L0612460-04	10M51861	12/26/06 22:23	01
67WW06	L0612460-05	10M51862	12/26/06 22:55	01

KEMRON FORMS - Modified 12/07/2006
Version 1.5 PDF File ID: 660343
Report generated 12/29/2006 09:15

KEMRON Environmental Services

METHOD BLANK SUMMARY

00047573

Login Number: L0612460
Blank File ID: 10M51877
Prep Date: 12/27/06 12:25
Analyzed Date: 12/27/06 12:25
Analyst: MES

Work Group: WG230330
Blank Sample ID: WG230330-01
Instrument ID: HPMS10
Method: 8260B

This Method Blank Applies To The Following Samples:

Client ID	Lab Sample ID	Lab File ID	Time Analyzed	TAG
LCS	WG230330-02	10M51878	12/27/06 12:56	01
LCS2	WG230330-03	10M51879	12/27/06 13:28	01
FBLK	WG230330-04	10M51884	12/27/06 16:05	01
67WW07	L0612460-06	10M51886	12/27/06 17:08	01

KEMRON FORMS - Modified 12/07/2006
Version 1.5 PDF File ID: 660343
Report generated 12/29/2006 09:15

KEMRON Environmental Services

METHOD BLANK REPORT

00047574

Login Number: L0612460 Prep Date: 12/26/06 12:50 Sample ID: WG230227-01
Instrument ID: HPMS10 Run Date: 12/26/06 12:50 Prep Method: 5030B
File ID: 10M51843 Analyst: CMS Method: 8260B
Workgroup (AAB#): WG230227 Matrix: Water Units: ug/L
Contract #: DACA56-94-D-0020 Cal ID: HPMS10-13-NOV-06

Analytes	SQL	PQL	Concentration	Dilution	Qualifier
1,1,1-Trichloroethane	0.250	5.00	0.250	1	U
1,1,2,2-Tetrachloroethane	0.125	5.00	0.125	1	U
1,1,2-Trichloro-1,2,2-Trifluoroethane	0.250	10.0	0.250	1	U
1,1,2-Trichloroethane	0.250	5.00	0.250	1	U
1,1-Dichloroethane	0.125	5.00	0.125	1	U
1,1-Dichloroethene	0.500	5.00	0.500	1	U
1,2,4-Trichlorobenzene	0.200	5.00	0.200	1	U
1,2-Dibromo-3-chloropropane	1.00	5.00	1.00	1	U
1,2-Dibromoethane	0.250	5.00	0.250	1	U
1,2-Dichlorobenzene	0.125	5.00	0.125	1	U
1,2-Dichloroethane	0.250	5.00	0.250	1	U
cis-1,2-Dichloroethene	0.250	10.0	0.250	1	U
trans-1,2-Dichloroethene	0.250	5.00	0.250	1	U
1,2-Dichloropropane	0.200	5.00	0.200	1	U
1,3-Dichlorobenzene	0.250	5.00	0.250	1	U
1,4-Dichlorobenzene	0.125	5.00	0.125	1	U
2-Butanone	2.50	10.0	2.50	1	U
2-Hexanone	2.50	10.0	2.50	1	U
4-Methyl-2-pentanone	2.50	10.0	2.50	1	U
Acetone	2.50	10.0	2.50	1	U
Benzene	0.125	5.00	0.125	1	U
Bromodichloromethane	0.250	5.00	0.250	1	U
Bromoform	0.500	5.00	0.500	1	U
Bromomethane	0.500	10.0	0.500	1	U
Carbon disulfide	0.500	5.00	0.500	1	U
Carbon tetrachloride	0.250	5.00	0.250	1	U
Chlorobenzene	0.125	5.00	0.125	1	U
Chloroethane	0.500	10.0	0.500	1	U
Chloroform	0.125	5.00	0.125	1	U
Chloromethane	0.250	10.0	0.250	1	U
cis-1,3-Dichloropropene	0.250	5.00	0.250	1	U
Cyclohexane	0.250	10.0	0.250	1	U
Dibromochloromethane	0.250	5.00	0.250	1	U
Dichlorodifluoromethane	0.250	10.0	0.250	1	U
Ethyl benzene	0.250	5.00	0.250	1	U
Isopropylbenzene	0.250	5.00	0.250	1	U
Methyl acetate	0.250	10.0	0.250	1	U
Methyl tert-butyl ether	0.500	5.00	0.500	1	U
Methylcyclohexane	0.250	10.0	0.250	1	U
Methylene chloride	0.250	5.00	0.250	1	U
Styrene	0.125	5.00	0.125	1	U
Tetrachloroethene	0.250	5.00	0.250	1	U

KEMRON FORMS - Modified 12/07/2006
Version 1.5 PDF File ID: 660344
Report generated 12/29/2006 09:15

KEMRON Environmental Services

METHOD BLANK REPORT

00047575

Login Number: L0612460 Prep Date: 12/26/06 12:50 Sample ID: WG230227-01
Instrument ID: HPMS10 Run Date: 12/26/06 12:50 Prep Method: 5030B
File ID: 10M51843 Analyst: CMS Method: 8260B
Workgroup (AAB#): WG230227 Matrix: Water Units: ug/L
Contract #: DACA56-94-D-0020 Cal ID: HPMS10-13-NOV-06

Analytes	SQL	PQL	Concentration	Dilution	Qualifier
Toluene	0.250	5.00	0.250	1	U
trans-1,3-Dichloropropene	0.500	5.00	0.500	1	U
Trichloroethene	0.250	5.00	0.250	1	U
Trichlorofluoromethane	0.250	10.0	0.250	1	U
Vinyl chloride	0.250	10.0	0.250	1	U
Xylenes, Total	0.500	5.00	0.500	1	U

Surrogates	% Recovery	Surrogate Limits	Qualifier
1,2-Dichloroethane-d4	92.7	80 - 120	PASS
Dibromofluoromethane	96.1	86 - 118	PASS
p-Bromofluorobenzene	98.5	86 - 115	PASS
Toluene-d8	97.8	88 - 110	PASS

MDL Method Detection Limit
RL Reporting/quantitation Limit

* Analyte concentration > RL

KEMRON FORMS - Modified 12/07/2006
Version 1.5 PDF File ID: 660344
Report generated 12/29/2006 09:15

KEMRON Environmental Services

METHOD BLANK REPORT

00047576

Login Number: L0612460 Prep Date: 12/27/06 12:25 Sample ID: WG230330-01
Instrument ID: HPMS10 Run Date: 12/27/06 12:25 Prep Method: 5030B
File ID: 10M51877 Analyst: MES Method: 8260B
Workgroup (AAB#): WG230330 Matrix: Water Units: ug/L
Contract #: DACA56-94-D-0020 Cal ID: HPMS10-13-NOV-06

Analytes	SQL	PQL	Concentration	Dilution	Qualifier
1,1,1-Trichloroethane	0.250	5.00	0.250	1	U
1,1,2,2-Tetrachloroethane	0.125	5.00	0.125	1	U
1,1,2-Trichloro-1,2,2-Trifluoroethane	0.250	10.0	0.250	1	U
1,1,2-Trichloroethane	0.250	5.00	0.250	1	U
1,1-Dichloroethane	0.125	5.00	0.125	1	U
1,1-Dichloroethene	0.500	5.00	0.500	1	U
1,2,4-Trichlorobenzene	0.200	5.00	0.200	1	U
1,2-Dibromo-3-chloropropane	1.00	5.00	1.00	1	U
1,2-Dibromoethane	0.250	5.00	0.250	1	U
1,2-Dichlorobenzene	0.125	5.00	0.125	1	U
1,2-Dichloroethane	0.250	5.00	0.250	1	U
cis-1,2-Dichloroethene	0.250	10.0	0.250	1	U
trans-1,2-Dichloroethene	0.250	5.00	0.250	1	U
1,2-Dichloropropane	0.200	5.00	0.200	1	U
1,3-Dichlorobenzene	0.250	5.00	0.250	1	U
1,4-Dichlorobenzene	0.125	5.00	0.125	1	U
2-Butanone	2.50	10.0	2.50	1	U
2-Hexanone	2.50	10.0	2.50	1	U
4-Methyl-2-pentanone	2.50	10.0	2.50	1	U
Acetone	2.50	10.0	2.50	1	U
Benzene	0.125	5.00	0.125	1	U
Bromodichloromethane	0.250	5.00	0.250	1	U
Bromoform	0.500	5.00	0.500	1	U
Bromomethane	0.500	10.0	0.500	1	U
Carbon disulfide	0.500	5.00	0.500	1	U
Carbon tetrachloride	0.250	5.00	0.250	1	U
Chlorobenzene	0.125	5.00	0.125	1	U
Chloroethane	0.500	10.0	0.500	1	U
Chloroform	0.125	5.00	0.125	1	U
Chloromethane	0.250	10.0	0.250	1	U
cis-1,3-Dichloropropene	0.250	5.00	0.250	1	U
Cyclohexane	0.250	10.0	0.250	1	U
Dibromochloromethane	0.250	5.00	0.250	1	U
Dichlorodifluoromethane	0.250	10.0	0.250	1	U
Ethyl benzene	0.250	5.00	0.250	1	U
Isopropylbenzene	0.250	5.00	0.250	1	U
Methyl acetate	0.250	10.0	0.250	1	U
Methyl tert-butyl ether	0.500	5.00	0.500	1	U
Methylcyclohexane	0.250	10.0	0.250	1	U
Methylene chloride	0.250	5.00	0.250	1	U
Styrene	0.125	5.00	0.125	1	U
Tetrachloroethene	0.250	5.00	0.250	1	U

KEMRON FORMS - Modified 12/07/2006
Version 1.5 PDF File ID: 660344
Report generated 12/29/2006 09:15

KEMRON Environmental Services

METHOD BLANK REPORT

00047577

Login Number: L0612460 Prep Date: 12/27/06 12:25 Sample ID: WG230330-01
Instrument ID: HPMS10 Run Date: 12/27/06 12:25 Prep Method: 5030B
File ID: 10M51877 Analyst: MES Method: 8260B
Workgroup (AAB#): WG230330 Matrix: Water Units: ug/L
Contract #: DACA56-94-D-0020 Cal ID: HPMS10-13-NOV-06

Analytes	SQL	PQL	Concentration	Dilution	Qualifier
Toluene	0.250	5.00	0.250	1	U
trans-1,3-Dichloropropene	0.500	5.00	0.500	1	U
Trichloroethene	0.250	5.00	0.250	1	U
Trichlorofluoromethane	0.250	10.0	0.250	1	U
Vinyl chloride	0.250	10.0	0.250	1	U
Xylenes, Total	0.500	5.00	0.500	1	U

Surrogates	% Recovery	Surrogate Limits	Qualifier
1,2-Dichloroethane-d4	95.2	80 - 120	PASS
Dibromofluoromethane	98.9	86 - 118	PASS
p-Bromofluorobenzene	99.4	86 - 115	PASS
Toluene-d8	99.4	88 - 110	PASS

MDL Method Detection Limit
RL Reporting/quantitation Limit

* Analyte concentration > RL

KEMRON FORMS - Modified 12/07/2006
Version 1.5 PDF File ID: 660344
Report generated 12/29/2006 09:15

KEMRON Environmental Services

LABORATORY CONTROL SAMPLE (LCS)

00047578

Login Number: L0612460 Analyst: MES Prep Method: 5030B
Instrument ID: HPMS10 Matrix: Water Method: 8260B
Workgroup (AAB#): WG230330 Units: ug/L
Sample ID: WG230330-02 LCS File ID: 10M51878 Run Date: 12/27/2006 12:56
Sample ID: WG230330-03 LCS2 File ID: 10M51879 Run Date: 12/27/2006 13:28

Analytes	LCS			LCS2			%RPD	%Rec Limits	RPD Lmt	Q
	Known	Found	% REC	Known	Found	% REC				
1,1,1-Trichloroethane	20.0	21.5	108	20.0	22.4	112	3.99	80 - 134	20	
1,1,2,2-Tetrachloroethane	20.0	23.0	115	20.0	23.2	116	0.766	79 - 125	20	
1,1,2-Trichloro-1,2,2-Trifluoroethane	20.0	20.8	104	20.0	21.8	109	4.73	80 - 130	20	
1,1,2-Trichloroethane	20.0	23.2	116	20.0	23.8	119	2.43	80 - 125	20	
1,1-Dichloroethane	20.0	21.9	109	20.0	22.5	113	2.76	80 - 125	20	
1,1-Dichloroethene	20.0	20.1	100	20.0	21.1	106	5.08	80 - 132	20	
1,2,4-Trichlorobenzene	20.0	21.2	106	20.0	21.5	107	1.13	65 - 135	20	
1,2-Dibromo-3-chloropropane	20.0	18.0	90.2	20.0	17.9	89.7	0.496	50 - 130	20	
1,2-Dibromoethane	20.0	22.9	114	20.0	23.2	116	1.23	80 - 125	20	
1,2-Dichlorobenzene	20.0	22.1	110	20.0	22.5	112	1.64	80 - 125	20	
1,2-Dichloroethane	20.0	23.5	118	20.0	23.8	119	1.02	80 - 129	20	
cis-1,2-Dichloroethene	20.0	21.3	106	20.0	21.7	108	1.84	70 - 125	20	
trans-1,2-Dichloroethene	20.0	21.3	106	20.0	22.4	112	5.03	80 - 127	20	
1,2-Dichloropropane	20.0	22.3	112	20.0	23.1	115	3.37	80 - 120	20	
1,3-Dichlorobenzene	20.0	21.9	109	20.0	22.3	111	1.72	80 - 120	20	
1,4-Dichlorobenzene	20.0	21.3	107	20.0	21.6	108	1.51	80 - 120	20	
2-Butanone	20.0	20.5	103	20.0	20.9	104	1.68	30 - 150	20	
2-Hexanone	20.0	20.9	105	20.0	21.5	107	2.65	55 - 130	20	
4-Methyl-2-pentanone	20.0	21.4	107	20.0	21.6	108	0.809	64 - 140	20	
Acetone	20.0	23.6	118	20.0	23.2	116	1.86	40 - 142	20	
Benzene	20.0	20.6	103	20.0	21.5	108	4.68	80 - 121	20	
Bromodichloromethane	20.0	25.7	129	20.0	26.1	130	1.48	80 - 131	20	
Bromoform	20.0	22.3	111	20.0	22.3	111	0.0513	70 - 130	20	
Bromomethane	20.0	22.3	112	20.0	23.1	116	3.46	30 - 145	20	
Carbon disulfide	20.0	20.2	101	20.0	21.6	108	6.98	58 - 138	20	
Carbon tetrachloride	20.0	23.6	118	20.0	24.4	122	3.27	65 - 140	20	
Chlorobenzene	20.0	21.6	108	20.0	22.2	111	2.86	80 - 120	20	
Chloroethane	20.0	21.5	108	20.0	22.5	113	4.63	60 - 135	20	
Chloroform	20.0	22.6	113	20.0	23.5	118	3.71	80 - 125	20	
Chloromethane	20.0	25.8	129	20.0	27.2	136	5.28	40 - 125	20	*
cis-1,3-Dichloropropene	20.0	23.2	116	20.0	23.9	120	3.23	70 - 130	20	
Cyclohexane	20.0	20.7	103	20.0	21.8	109	5.16	80 - 130	20	
Dibromochloromethane	20.0	22.9	115	20.0	23.1	116	0.790	60 - 135	20	
Dichlorodifluoromethane	20.0	20.5	103	20.0	21.2	106	3.28	50 - 133	20	
Ethyl benzene	20.0	23.0	115	20.0	23.7	119	3.09	80 - 122	20	
Isopropylbenzene	20.0	18.6	92.8	20.0	19.1	95.5	2.81	80 - 122	20	
Methyl acetate	20.0	23.3	117	20.0	23.4	117	0.197	80 - 130	20	
Methyl tert-butyl ether	20.0	20.6	103	20.0	21.2	106	2.42	65 - 125	20	
Methylcyclohexane	20.0	21.0	105	20.0	22.0	110	4.78	80 - 130	20	
Methylene chloride	20.0	20.2	101	20.0	20.8	104	2.51	80 - 123	20	
Styrene	20.0	19.6	98.2	20.0	20.1	101	2.48	80 - 123	20	
Tetrachloroethene	20.0	22.6	113	20.0	23.5	118	3.91	80 - 124	20	

KEMRON FORMS - Modified 07/13/2006
Version 1.5 PDF File ID: 659330
Report generated 12/29/2006 09:15

KEMRON Environmental Services

LABORATORY CONTROL SAMPLE (LCS)

00047579

Login Number: L0612460 Analyst: MES Prep Method: 5030B
Instrument ID: HPMS10 Matrix: Water Method: 8260B
Workgroup (AAB#): WG230330 Units: ug/L
Sample ID: WG230330-02 LCS File ID: 10M51878 Run Date: 12/27/2006 12:56
Sample ID: WG230330-03 LCS2 File ID: 10M51879 Run Date: 12/27/2006 13:28

Analytes	LCS			LCS2			%RPD	%Rec Limits	RPD Lmt	Q
	Known	Found	% REC	Known	Found	% REC				
Toluene	20.0	21.9	109	20.0	22.6	113	3.31	80 - 124	20	
trans-1,3-Dichloropropene	20.0	22.3	112	20.0	22.7	113	1.35	80 - 130	20	
Trichloroethene	20.0	21.7	109	20.0	22.4	112	3.22	80 - 122	20	
Trichlorofluoromethane	20.0	19.6	98.0	20.0	20.4	102	3.82	62 - 151	20	
Vinyl chloride	20.0	28.2	141	20.0	28.3	141	0.361	65 - 140	20	*
Xylenes, Total	60.0	67.4	112	60.0	69.4	116	2.93	80 - 121	20	

Surogates	LCS	LCS2	Surrogate Limits	Qualifier
	% Recovery	% Recovery		
Dibromofluoromethane	99.4	101	86 - 118	PASS
1,2-Dichloroethane-d4	94.2	94.2	80 - 120	PASS
Toluene-d8	98.2	98.2	88 - 110	PASS
p-Bromofluorobenzene	99.1	98.6	86 - 115	PASS

* FAILS %REC LIMIT

\# FAILS RPD LIMIT

KEMRON FORMS - Modified 07/13/2006
Version 1.5 PDF File ID: 659330
Report generated 12/29/2006 09:15

KEMRON Environmental Services

LABORATORY CONTROL SAMPLE (LCS)

00047580

Login Number: L0612460 Analyst: CMS Prep Method: 5030B
Instrument ID: HPMS10 Matrix: Water Method: 8260B
Workgroup (AAB#): WG230227 Units: ug/L
Sample ID: WG230227-02 LCS File ID: 10M51844 Run Date: 12/26/2006 13:22
Sample ID: WG230227-03 LCS2 File ID: 10M51845 Run Date: 12/26/2006 13:54

Analytes	LCS			LCS2			%RPD	%Rec Limits	RPD Lmt	Q
	Known	Found	% REC	Known	Found	% REC				
1,1,1-Trichloroethane	20.0	20.4	102	20.0	20.9	105	2.69	80 - 134	20	
1,1,2,2-Tetrachloroethane	20.0	21.6	108	20.0	22.1	110	2.13	79 - 125	20	
1,1,2-Trichloro-1,2,2-Trifluoroethane	20.0	20.6	103	20.0	20.7	104	0.504	80 - 130	20	
1,1,2-Trichloroethane	20.0	21.6	108	20.0	22.0	110	1.54	80 - 125	20	
1,1-Dichloroethane	20.0	20.6	103	20.0	21.2	106	2.79	80 - 125	20	
1,1-Dichloroethene	20.0	18.6	93.0	20.0	19.7	98.7	5.95	80 - 132	20	
1,2,4-Trichlorobenzene	20.0	19.9	99.6	20.0	20.8	104	4.10	65 - 135	20	
1,2-Dibromo-3-chloropropane	20.0	16.5	82.6	20.0	16.5	82.6	0.0069	50 - 130	20	
1,2-Dibromoethane	20.0	21.4	107	20.0	21.3	106	0.365	80 - 125	20	
1,2-Dichlorobenzene	20.0	20.8	104	20.0	21.4	107	2.98	80 - 125	20	
1,2-Dichloroethane	20.0	22.4	112	20.0	22.3	112	0.540	80 - 129	20	
cis-1,2-Dichloroethene	20.0	19.8	99.1	20.0	19.9	99.4	0.263	70 - 125	20	
trans-1,2-Dichloroethene	20.0	19.9	99.3	20.0	20.3	102	2.41	80 - 127	20	
1,2-Dichloropropane	20.0	21.0	105	20.0	21.5	107	2.10	80 - 120	20	
1,3-Dichlorobenzene	20.0	20.5	102	20.0	21.1	106	3.13	80 - 120	20	
1,4-Dichlorobenzene	20.0	20.0	99.9	20.0	20.8	104	4.01	80 - 120	20	
2-Butanone	20.0	19.8	99.0	20.0	19.5	97.3	1.68	30 - 150	20	
2-Hexanone	20.0	18.8	94.1	20.0	19.3	96.5	2.53	55 - 130	20	
4-Methyl-2-pentanone	20.0	20.4	102	20.0	18.9	94.5	7.49	64 - 140	20	
Acetone	20.0	25.5	128	20.0	12.0	60.0	72.1	40 - 142	20	
Benzene	20.0	19.2	96.0	20.0	19.9	99.3	3.35	80 - 121	20	
Bromodichloromethane	20.0	24.0	120	20.0	24.2	121	0.900	80 - 131	20	
Bromoform	20.0	20.8	104	20.0	20.9	105	0.524	70 - 130	20	
Bromomethane	20.0	20.7	104	20.0	21.6	108	4.31	30 - 145	20	
Carbon disulfide	20.0	19.7	98.3	20.0	20.4	102	3.62	58 - 138	20	
Carbon tetrachloride	20.0	22.2	111	20.0	22.9	115	3.08	65 - 140	20	
Chlorobenzene	20.0	20.0	99.9	20.0	20.7	103	3.31	80 - 120	20	
Chloroethane	20.0	20.7	104	20.0	21.7	108	4.42	60 - 135	20	
Chloroform	20.0	21.7	109	20.0	22.1	110	1.67	80 - 125	20	
Chloromethane	20.0	24.5	123	20.0	25.8	129	5.10	40 - 125	20	*
cis-1,3-Dichloropropene	20.0	21.9	109	20.0	22.3	111	1.94	70 - 130	20	
Cyclohexane	20.0	19.8	99.1	20.0	20.7	103	4.17	80 - 130	20	
Dibromochloromethane	20.0	21.4	107	20.0	21.7	108	1.08	60 - 135	20	
Dichlorodifluoromethane	20.0	19.4	97.0	20.0	20.5	102	5.33	50 - 133	20	
Ethyl benzene	20.0	21.2	106	20.0	22.2	111	4.51	80 - 122	20	
Isopropylbenzene	20.0	17.3	86.5	20.0	18.0	89.9	3.83	80 - 122	20	
Methyl acetate	20.0	21.8	109	20.0	21.8	109	0.275	80 - 130	20	
Methyl tert-butyl ether	20.0	20.3	102	20.0	20.2	101	0.609	65 - 125	20	
Methylcyclohexane	20.0	20.2	101	20.0	20.7	103	2.48	80 - 130	20	
Methylene chloride	20.0	19.0	95.2	20.0	19.2	96.1	0.891	80 - 123	20	
Styrene	20.0	18.3	91.6	20.0	18.7	93.7	2.27	80 - 123	20	
Tetrachloroethene	20.0	21.0	105	20.0	21.9	109	4.15	80 - 124	20	

KEMRON FORMS - Modified 07/13/2006
Version 1.5 PDF File ID: 659330
Report generated 12/29/2006 09:15

KEMRON Environmental Services

LABORATORY CONTROL SAMPLE (LCS)

00047581

Login Number: L0612460 Analyst: CMS Prep Method: 5030B
Instrument ID: HPMS10 Matrix: Water Method: 8260B
Workgroup (AAB#): WG230227 Units: ug/L
Sample ID: WG230227-02 LCS File ID: 10M51844 Run Date: 12/26/2006 13:22
Sample ID: WG230227-03 LCS2 File ID: 10M51845 Run Date: 12/26/2006 13:54

Analytes	LCS			LCS2			%RPD	%Rec Limits	RPD Lmt	Q
	Known	Found	% REC	Known	Found	% REC				
Toluene	20.0	20.4	102	20.0	21.0	105	2.91	80 - 124	20	
trans-1,3-Dichloropropene	20.0	20.8	104	20.0	21.2	106	2.00	80 - 130	20	
Trichloroethene	20.0	20.4	102	20.0	20.7	103	1.40	80 - 122	20	
Trichlorofluoromethane	20.0	18.6	92.8	20.0	19.1	95.5	2.86	62 - 151	20	
Vinyl chloride	20.0	26.8	134	20.0	25.8	129	3.93	65 - 140	20	
Xylenes, Total	60.0	62.9	105	60.0	64.5	108	2.49	80 - 121	20	

Surogates	LCS	LCS2	Surrogate Limits	Qualifier
	% Recovery	% Recovery		
Dibromofluoromethane	98.9	97.6	86 - 118	PASS
1,2-Dichloroethane-d4	95.3	93.6	80 - 120	PASS
Toluene-d8	96.4	96.9	88 - 110	PASS
p-Bromofluorobenzene	101	99.9	86 - 115	PASS

* FAILS %REC LIMIT

\# FAILS RPD LIMIT

KEMRON FORMS - Modified 07/13/2006
Version 1.5 PDF File ID: 659330
Report generated 12/29/2006 09:15

KEMRON ENVIRONMENTAL SERVICES
ORGANIC INSTRUMENT CHECK

BFB

Login Number: L0612460
Instrument: HPMS10
Analyst: MES
Workgroup: WG227377

Tune ID: WG227377-01
Run Date: 11/13/2006
Run Time: 08:27
File ID: 10M50689
Cal ID: HPMS10-13-NOV-06

Target	Rel. to	Lower	Upper	Rel.	Raw	Result
50.0	95.0	15.0	40.0	18.8	6163	PASS
75.0	95.0	30.0	60.0	43.5	14282	PASS
95.0	95.0	100	100	100	32864	PASS
96.0	95.0	5.00	9.00	6.42	2111	PASS
173	174	0	2.00	0	0	PASS
174	95.0	50.0	100	91.8	30162	PASS
175	174	5.00	9.00	7.74	2335	PASS
176	174	95.0	101	95.8	28882	PASS
177	176	5.00	9.00	6.47	1869	PASS

This check relates to the following samples, MS, MSD:

Lab ID	Client ID	Tag	Date Analyzed	Q
WG227377-02	STD	01	11/13/2006 09:59	
WG227377-04	STD	01	11/13/2006 11:18	
WG227377-05	STD	01	11/13/2006 11:50	
WG227377-06	STD	01	11/13/2006 12:22	
WG227377-07	STD	01	11/13/2006 12:54	
WG227377-08	STD-CCV	01	11/13/2006 13:26	
WG227377-09	STD	01	11/13/2006 13:57	
WG227377-10	STD	01	11/13/2006 14:29	
WG227377-03	STD	01	11/13/2006 16:05	
WG227377-11	SSCV	01	11/13/2006 17:05	

* Sample past 12 hour tune limit

KEMRON FORMS - Modified 12/28/2006
Version 1.3 PDF File ID: 660347
Report generated 12/29/2006 10:50

KEMRON ENVIRONMENTAL SERVICES
ORGANIC INSTRUMENT CHECK

00047583

BFB

Login Number: L0612460
Instrument: HPMS10
Analyst: CMS
Workgroup: WG230226

Tune ID: WG230226-01
Run Date: 12/26/2006
Run Time: 11:15
File ID: 10M51840
Cal ID: HPMS10 -13-NOV-06

Target	Rel. to	Lower	Upper	Rel.	Raw	Result
50.0	95.0	15.0	40.0	24.3	2268	PASS
75.0	95.0	30.0	60.0	47.9	4465	PASS
95.0	95.0	100	100	100	9327	PASS
96.0	95.0	5.00	9.00	6.33	590	PASS
173	174	0	2.00	0	0	PASS
174	95.0	50.0	100	82.6	7700	PASS
175	174	5.00	9.00	7.61	586	PASS
176	174	95.0	101	95.1	7326	PASS
177	176	5.00	9.00	5.34	391	PASS

This check relates to the following CCV:

Lab ID	Client ID	Date Analyzed	
WG230226-02	CCV	12/26/2006 11:46	

This check relates to the following samples & batch QC:

Lab ID	Client ID	Tag	Date Analyzed	Q
WG230227-01	BLANK	01	12/26/2006 12:50	
WG230227-02	LCS	01	12/26/2006 13:22	
WG230227-03	LCS2	01	12/26/2006 13:54	
L0612460-01	67WW01	01	12/26/2006 20:48	
L0612460-02	67WW02	01	12/26/2006 21:19	
L0612460-03	67WW03	01	12/26/2006 21:51	
L0612460-04	67WW05	01	12/26/2006 22:23	
L0612460-05	67WW06	01	12/26/2006 22:55	

* Sample past 12 hour tune limit

KEMRON FORMS - Modified 12/07/2006
Version 1.3 PDF File ID: 660348
Report generated 12/29/2006 10:50

KEMRON ENVIRONMENTAL SERVICES
ORGANIC INSTRUMENT CHECK

00047584

BFB

Login Number: L0612460
Instrument: HPMS10
Analyst: MES
Workgroup: WG230329

Tune ID: WG230329-01
Run Date: 12/27/2006
Run Time: 10:26
File ID: 10M51873
Cal ID: HPMS10 -13-NOV-06

Target	Rel. to	Lower	Upper	Rel.	Raw	Result
50.0	95.0	15.0	40.0	20.4	5766	PASS
75.0	95.0	30.0	60.0	49.3	13907	PASS
95.0	95.0	100	100	100	28210	PASS
96.0	95.0	5.00	9.00	7.28	2055	PASS
173	174	0	2.00	0	0	PASS
174	95.0	50.0	100	87.5	24682	PASS
175	174	5.00	9.00	7.87	1943	PASS
176	174	95.0	101	96.1	23712	PASS
177	176	5.00	9.00	6.80	1613	PASS

This check relates to the following CCV:

Lab ID	Client ID	Date Analyzed	
WG230329-02	CCV	12/27/2006 11:20	

This check relates to the following samples & batch QC:

Lab ID	Client ID	Tag	Date Analyzed	Q
WG230330-01	BLANK	01	12/27/2006 12:25	
WG230330-02	LCS	01	12/27/2006 12:56	
WG230330-03	LCS2	01	12/27/2006 13:28	
WG230330-04	FBLK	01	12/27/2006 16:05	
L0612460-06	67WW07	01	12/27/2006 17:08	

* Sample past 12 hour tune limit

KEMRON FORMS - Modified 12/07/2006
Version 1.3 PDF File ID: 660348
Report generated 12/29/2006 10:50

KEMRON Environmental Services

INITIAL CALIBRATION SUMMARY

00047585

Login Number: L0612460
Analytical Method: 8260B
ICAL Workgroup: WG227377

Instrument ID: HPMS10
Initial Calibration Date: 13-NOV-06 16:05
Column ID: F

Analyte		AVG RF	% RSD	LINEAR (R)	QUAD(R^2)
1,1-Dichloroethene	CCC	0.2697	6.60		
1,2-Dichloropropane	CCC	0.2784	10.5		
Chloroform	CCC	0.4768	8.29		
Ethylbenzene	CCC	0.4518	12.6		
Toluene	CCC	1.330	7.53		
Vinyl Chloride	CCC	0.1339	20.8		1.00
1,1,2,2-Tetrachloroethane	SPCC	0.3362	13.8		
1,1-Dichloroethane	SPCC	0.5612	10.8		
Bromoform	SPCC	0.1339	27.7	1.00	
Chlorobenzene	SPCC	0.9504	5.51		
Chloromethane	SPCC	0.2011	17.9		1.00
1,1,1-Trichloroethane		0.4377	18.6		1.00
1,1,2-Trichloro-1,2,2-Trifluoroethane		0.2998	3.03		
1,1,2-Trichloroethane		0.2125	9.56		
1,2,4-Trichlorobenzene		0.7166	7.10		
1,2-Dibromo-3-Chloropropane		0.06287	30.0		1.00
1,2-Dibromoethane		0.2079	13.4		
1,2-Dichlorobenzene		1.207	5.63		
1,2-Dichloroethane		0.3717	8.23		
1,3-Dichlorobenzene		1.376	5.49		
1,4-Dichlorobenzene		1.425	3.41		
2-Butanone		0.05644	3.05		
2-Hexanone		0.09844	6.12		
4-Methyl-2-Pentanone		0.05704	6.97		
Acetone		0.03980	10.5		
Benzene		1.031	7.36		
Bromodichloromethane		0.2987	15.0		
Bromomethane		0.1326	18.2		1.00
Carbon Disulfide		0.7811	5.32		
Carbon Tetrachloride		0.3727	26.1		1.00
Chloroethane		0.1368	12.9		
Cyclohexane		0.5122	6.82		
Dibromochloromethane		0.2462	21.9	1.00	
Dichlorodifluoromethane		0.3660	6.26		
Isopropylbenzene		1.266	15.8		1.00
Methyl Tert Butyl Ether		0.5607	6.87		
Methyl acetate		0.1066	2.63		
Methylcyclohexane		0.3525	7.39		
Methylene Chloride		0.2715	4.61		
Styrene		0.8359	19.5		1.00
Tetrachloroethene		0.3088	15.0		
Trichloroethene		0.3085	10.3		
Trichlorofluoromethane		0.5528	17.6		1.00
cis-1,2-Dichloroethene		0.3043	8.90		
cis-1,3-Dichloropropene		0.3571	14.2		

KEMRON FORMS - Modified 12/13/2006
Version 1.5 PDF File ID: 660345
Report generated 12/29/2006 09:15

KEMRON Environmental Services

INITIAL CALIBRATION SUMMARY

00047586

Login Number: L0612460
Analytical Method: 8260B
ICAL Workgroup: WG227377

Instrument ID: HPMS10
Initial Calibration Date: 13-NOV-06 16:05
Column ID: F

Analyte		AVG RF	% RSD	LINEAR (R)	QUAD(R^2)
m-,p-Xylene		0.5481	11.8		
o-Xylene		0.5312	11.9		
trans-1,2-Dichloroethene		0.2842	10.1		
trans-1,3-Dichloropropene		0.3824	13.1		

R = Correlation coefficient; 0.995 minimum
R^2 = Coefficient of determination; 0.99 minimum

KEMRON FORMS - Modified 12/13/2006
Version 1.5 PDF File ID: 660345
Report generated 12/29/2006 09:15

KEMRON Environmental Services

INITIAL CALIBRATION DATA

00047587

Login Number: L0612460

Analytical Method: 8260B

Instrument ID: HPMS10

Initial Calibration Date: 13-NOV-06 16:05

Column ID: F

Analyte	WG227377-02			WG227377-03			WG227377-04		
	CONC	RESP	RF	CONC	RESP	RF	CONC	RESP	RF
1,1-Dichloroethene	NA	NA	NA	NA	NA	NA	1.00	7883.00000	0.2331
1,2-Dichloropropane	NA	NA	NA	0.400	3132.00000	0.2350	1.00	7964.00000	0.2355
Chloroform	0.300	4849.00000	0.4623	0.400	5445.00000	0.4085	1.00	14455.0000	0.4274
Ethylbenzene	NA	NA	NA	0.400	3511.00000	0.3350	1.00	10722.0000	0.4104
Toluene	NA	NA	NA	0.400	12000.0000	1.145	1.00	32368.0000	1.239
Vinyl Chloride	NA	NA	NA	0.400	1581.00000	0.1186	1.00	5772.00000	0.1707
1,1,2,2-Tetrachloroethane	NA	NA	NA	0.400	1582.00000	0.2817	1.00	3544.00000	0.2531
1,1-Dichloroethane	NA	NA	NA	0.400	5799.00000	0.4350	1.00	17188.0000	0.5082
Bromoform	NA	NA	NA	NA	NA	NA	1.00	2042.00000	0.07820
Chlorobenzene	NA	NA	NA	0.400	9275.00000	0.8850	1.00	23714.0000	0.9077
Chloromethane	NA	NA	NA	NA	NA	NA	1.00	9076.00000	0.2684
1,1,1-Trichloroethane	NA	NA	NA	0.400	3375.00000	0.2532	1.00	13484.0000	0.3987
1,1,2-Trichloro-1,2,2-Trifluoroethane	NA	NA	NA	NA	NA	NA	NA	NA	NA
1,1,2-Trichloroethane	NA	NA	NA	0.400	1934.00000	0.1845	1.00	4788.00000	0.1833
1,2,4-Trichlorobenzene	NA	NA	NA	0.400	3573.00000	0.6363	1.00	8951.00000	0.6392
1,2-Dibromo-3-Chloropropane	NA	NA	NA	NA	NA	NA	NA	NA	NA
1,2-Dibromoethane	NA	NA	NA	0.400	1627.00000	0.1552	1.00	4645.00000	0.1778
1,2-Dichlorobenzene	0.300	5022.00000	1.161	0.400	6465.00000	1.151	1.00	15173.0000	1.084
1,2-Dichloroethane	NA	NA	NA	0.400	4397.00000	0.3298	1.00	11473.0000	0.3392
1,3-Dichlorobenzene	NA	NA	NA	0.400	7073.00000	1.260	1.00	17817.0000	1.272
1,4-Dichlorobenzene	0.300	6210.00000	1.436	0.400	7906.00000	1.408	1.00	19164.0000	1.369
2-Butanone	NA	NA	NA	NA	NA	NA	NA	NA	NA
2-Hexanone	NA	NA	NA	NA	NA	NA	NA	NA	NA
4-Methyl-2-Pentanone	NA	NA	NA	NA	NA	NA	NA	NA	NA
Acetone	NA	NA	NA	NA	NA	NA	NA	NA	NA
Benzene	NA	NA	NA	0.400	12506.0000	0.9382	1.00	34091.0000	1.008
Bromodichloromethane	NA	NA	NA	0.400	2895.00000	0.2172	1.00	8510.00000	0.2516
Bromomethane	NA	NA	NA	NA	NA	NA	1.00	6011.00000	0.1777
Carbon Disulfide	NA	NA	NA	NA	NA	NA	1.00	24443.0000	0.7227
Carbon Tetrachloride	NA	NA	NA	0.400	2188.00000	0.1641	1.00	10271.0000	0.3037
Chloroethane	NA	NA	NA	0.400	1323.00000	0.09920	1.00	4410.00000	0.1304
Cyclohexane	NA	NA	NA	NA	NA	NA	1.00	15875.0000	0.4694
Dibromochloromethane	NA	NA	NA	0.400	1933.00000	0.1844	1.00	4515.00000	0.1728
Dichlorodifluoromethane	NA	NA	NA	NA	NA	NA	1.00	12240.0000	0.3619
Isopropylbenzene	NA	NA	NA	0.400	8892.00000	0.8484	1.00	28643.0000	1.096
Methyl Tert Butyl Ether	NA	NA	NA	NA	NA	NA	1.00	16459.0000	0.4867
Methyl acetate	NA	NA	NA	NA	NA	NA	NA	NA	NA
Methylcyclohexane	NA	NA	NA	NA	NA	NA	1.00	10456.0000	0.3092
Methylene Chloride	NA	NA	NA	0.400	3845.00000	0.2884	1.00	9307.00000	0.2752
Styrene	NA	NA	NA	0.400	5946.00000	0.5673	1.00	16239.0000	0.6216
Tetrachloroethene	NA	NA	NA	0.400	2122.00000	0.2025	1.00	7615.00000	0.2915
Trichloroethene	NA	NA	NA	0.400	3235.00000	0.2427	1.00	9614.00000	0.2843

KEMRON FORMS - Modified 10/13/2006
Version 1.6 PDF File ID: 660345
Report generated 12/29/2006 09:15

KEMRON Environmental Services

INITIAL CALIBRATION DATA

00047588

Login Number: L0612460

Analytical Method: 8260B

Instrument ID: HPMS10

Initial Calibration Date: 13-NOV-06 16:05

Column ID: F

Analyte	WG227377-05			WG227377-06			WG227377-07		
	CONC	RESP	RF	CONC	RESP	RF	CONC	RESP	RF
1,1-Dichloroethene	2.00	17356.0000	0.2631	5.00	45644.0000	0.2803	20.0	185735.000	0.2835
1,2-Dichloropropane	2.00	18315.0000	0.2776	5.00	50919.0000	0.3126	20.0	196868.000	0.3005
Chloroform	2.00	30774.0000	0.4665	5.00	85268.0000	0.5235	20.0	336433.000	0.5136
Ethylbenzene	2.00	23801.0000	0.4554	5.00	64748.0000	0.4990	20.0	263316.000	0.5024
Toluene	2.00	69846.0000	1.336	5.00	187133.000	1.442	20.0	744206.000	1.420
Vinyl Chloride	2.00	11047.0000	0.1675	5.00	24596.0000	0.1510	20.0	88140.0000	0.1346
1,1,2,2-Tetrachloroethane	2.00	9052.00000	0.3223	5.00	26266.0000	0.3745	20.0	106580.000	0.3708
1,1-Dichloroethane	2.00	38351.0000	0.5814	5.00	100095.000	0.6146	20.0	396377.000	0.6051
Bromoform	2.00	5010.00000	0.09590	5.00	15105.0000	0.1164	20.0	77393.0000	0.1477
Chlorobenzene	2.00	49556.0000	0.9482	5.00	133863.000	1.032	20.0	524092.000	0.9999
Chloromethane	2.00	14844.0000	0.2250	5.00	33341.0000	0.2047	20.0	125362.000	0.1914
1,1,1-Trichloroethane	2.00	28713.0000	0.4353	5.00	78616.0000	0.4827	20.0	324448.000	0.4953
1,1,2-Trichloro-1,2,2-Trifluoroethane	2.00	20156.0000	0.3055	5.00	50166.0000	0.3080	20.0	201313.000	0.3073
1,1,2-Trichloroethane	2.00	10989.0000	0.2103	5.00	30786.0000	0.2372	20.0	120945.000	0.2308
1,2,4-Trichlorobenzene	2.00	19982.0000	0.7116	5.00	52526.0000	0.7489	20.0	215920.000	0.7512
1,2-Dibromo-3-Chloropropane	2.00	834.000000	0.02970	5.00	3714.00000	0.05300	20.0	18598.0000	0.06470
1,2-Dibromoethane	2.00	10630.0000	0.2034	5.00	29273.0000	0.2256	20.0	121359.000	0.2315
1,2-Dichlorobenzene	2.00	34602.0000	1.232	5.00	90583.0000	1.292	20.0	365516.000	1.272
1,2-Dichloroethane	2.00	24569.0000	0.3724	5.00	66588.0000	0.4088	20.0	264818.000	0.4043
1,3-Dichlorobenzene	2.00	38706.0000	1.378	5.00	101756.000	1.451	20.0	413373.000	1.438
1,4-Dichlorobenzene	2.00	39574.0000	1.409	5.00	106326.000	1.516	20.0	419357.000	1.459
2-Butanone	NA	NA	NA	5.00	9495.00000	0.05830	20.0	37691.0000	0.05750
2-Hexanone	NA	NA	NA	5.00	12048.0000	0.09280	20.0	52673.0000	0.1005
4-Methyl-2-Pentanone	NA	NA	NA	5.00	8353.00000	0.05130	20.0	38257.0000	0.05840
Acetone	NA	NA	NA	5.00	7641.00000	0.04690	20.0	26175.0000	0.04000
Benzene	2.00	72278.0000	1.096	5.00	186355.000	1.144	20.0	707520.000	1.080
Bromodichloromethane	2.00	18582.0000	0.2817	5.00	50606.0000	0.3107	20.0	216581.000	0.3306
Bromomethane	2.00	9831.00000	0.1490	5.00	22045.0000	0.1354	20.0	80444.0000	0.1228
Carbon Disulfide	2.00	48962.0000	0.7422	5.00	130568.000	0.8017	20.0	546885.000	0.8349
Carbon Tetrachloride	2.00	23768.0000	0.3603	5.00	65731.0000	0.4036	20.0	280099.000	0.4276
Chloroethane	2.00	9680.00000	0.1467	5.00	23101.0000	0.1418	20.0	85091.0000	0.1299
Cyclohexane	2.00	32280.0000	0.4893	5.00	87543.0000	0.5375	20.0	366820.000	0.5600
Dibromochloromethane	2.00	10399.0000	0.1990	5.00	31432.0000	0.2422	20.0	147504.000	0.2814
Dichlorodifluoromethane	2.00	25503.0000	0.3866	5.00	64046.0000	0.3932	20.0	248343.000	0.3791
Isopropylbenzene	2.00	66609.0000	1.275	5.00	180296.000	1.389	20.0	742898.000	1.417
Methyl Tert Butyl Ether	2.00	35427.0000	0.5370	5.00	92179.0000	0.5660	20.0	390245.000	0.5957
Methyl acetate	2.00	6772.00000	0.1027	5.00	18096.0000	0.1111	20.0	69551.0000	0.1062
Methylcyclohexane	2.00	21287.0000	0.3227	5.00	59027.0000	0.3624	20.0	245816.000	0.3753
Methylene Chloride	2.00	18371.0000	0.2785	5.00	45739.0000	0.2808	20.0	178750.000	0.2729
Styrene	2.00	40366.0000	0.7724	5.00	116747.000	0.8997	20.0	507492.000	0.9683
Tetrachloroethene	2.00	16713.0000	0.3198	5.00	44846.0000	0.3456	20.0	178641.000	0.3408
Trichloroethene	2.00	21180.0000	0.3211	5.00	54724.0000	0.3360	20.0	217786.000	0.3325

KEMRON FORMS - Modified 10/13/2006
Version 1.6 PDF File ID: 660345
Report generated 12/29/2006 09:15

KEMRON Environmental Services

INITIAL CALIBRATION DATA

00047589

Login Number: L0612460

Analytical Method: 8260B

Instrument ID: HPMS10

Initial Calibration Date: 13-NOV-06 16:05

Column ID: F

Analyte	WG227377-08			WG227377-09			WG227377-10		
	CONC	RESP	RF	CONC	RESP	RF	CONC	RESP	RF
1,1-Dichloroethene	50.0	459348.000	0.2817	100	919032.000	0.2778	200	1785787.00	0.2684
1,2-Dichloropropane	50.0	486940.000	0.2986	100	967898.000	0.2926	200	1827866.00	0.2747
Chloroform	50.0	830255.000	0.5092	100	1648437.00	0.4983	200	3204208.00	0.4815
Ethylbenzene	50.0	652877.000	0.4939	100	1274452.00	0.4776	200	2331348.00	0.4410
Toluene	50.0	1844536.00	1.395	100	3646517.00	1.367	200	6835981.00	1.293
Vinyl Chloride	50.0	203509.000	0.1248	100	378327.000	0.1144	200	597485.000	0.08980
1,1,2,2-Tetrachloroethane	50.0	271793.000	0.3739	100	540001.000	0.3654	200	1022617.00	0.3477
1,1-Dichloroethane	50.0	976721.000	0.5990	100	1935194.00	0.5850	200	3736234.00	0.5615
Bromoform	50.0	218080.000	0.1650	100	456019.000	0.1709	200	863183.000	0.1633
Chlorobenzene	50.0	1300442.00	0.9837	100	2538567.00	0.9513	200	4736199.00	0.8960
Chloromethane	50.0	296304.000	0.1817	100	568759.000	0.1719	200	1093210.00	0.1643
1,1,1-Trichloroethane	50.0	801449.000	0.4915	100	1603204.00	0.4847	200	3060358.00	0.4599
1,1,2-Trichloro-1,2,2-Trifluoroethane	50.0	489583.000	0.3003	100	965079.000	0.2918	200	1903157.00	0.2860
1,1,2-Trichloroethane	50.0	300283.000	0.2272	100	586365.000	0.2197	200	1093520.00	0.2069
1,2,4-Trichlorobenzene	50.0	550883.000	0.7579	100	1114441.00	0.7541	200	2157862.00	0.7337
1,2-Dibromo-3-Chloropropane	50.0	54236.0000	0.07460	100	113618.000	0.07690	200	230315.000	0.07830
1,2-Dibromoethane	50.0	304519.000	0.2304	100	599587.000	0.2247	200	1133513.00	0.2144
1,2-Dichlorobenzene	50.0	915431.000	1.260	100	1824055.00	1.234	200	3456340.00	1.175
1,2-Dichloroethane	50.0	645843.000	0.3961	100	1247016.00	0.3770	200	2300468.00	0.3457
1,3-Dichlorobenzene	50.0	1046565.00	1.440	100	2092514.00	1.416	200	3976535.00	1.352
1,4-Dichlorobenzene	50.0	1056480.00	1.454	100	2102678.00	1.423	200	3987316.00	1.356
2-Butanone	50.0	93118.0000	0.05710	100	182399.000	0.05510	200	360593.000	0.05420
2-Hexanone	50.0	140739.000	0.1065	100	267883.000	0.1004	200	486320.000	0.09200
4-Methyl-2-Pentanone	50.0	100093.000	0.06140	100	195745.000	0.05920	200	364984.000	0.05490
Acetone	50.0	60603.0000	0.03720	100	126558.000	0.03830	200	243635.000	0.03660
Benzene	50.0	1716459.00	1.053	100	3324050.00	1.005	200	6175907.00	0.9281
Bromodichloromethane	50.0	555003.000	0.3404	100	1112586.00	0.3364	200	2136717.00	0.3211
Bromomethane	50.0	195838.000	0.1201	100	379159.000	0.1146	200	720371.000	0.1083
Carbon Disulfide	50.0	1334980.00	0.8188	100	2615575.00	0.7907	200	5033247.00	0.7564
Carbon Tetrachloride	50.0	725469.000	0.4449	100	1464506.00	0.4427	200	2891019.00	0.4345
Chloroethane	50.0	229004.000	0.1405	100	496076.000	0.1500	200	1036186.00	0.1557
Cyclohexane	50.0	878844.000	0.5390	100	1701907.00	0.5145	200	3167046.00	0.4759
Dibromochloromethane	50.0	392620.000	0.2970	100	804229.000	0.3014	200	1540732.00	0.2915
Dichlorodifluoromethane	50.0	593451.000	0.3640	100	1159297.00	0.3505	200	2173622.00	0.3267
Isopropylbenzene	50.0	1866175.00	1.412	100	3700509.00	1.387	200	6904770.00	1.306
Methyl Tert Butyl Ether	50.0	970034.000	0.5949	100	1923513.00	0.5815	200	3746757.00	0.5631
Methyl acetate	50.0	173572.000	0.1065	100	356592.000	0.1078	200	700841.000	0.1053
Methylcyclohexane	50.0	609672.000	0.3739	100	1213930.00	0.3670	200	2376336.00	0.3571
Methylene Chloride	50.0	435309.000	0.2670	100	861732.000	0.2605	200	1654949.00	0.2487
Styrene	50.0	1288388.00	0.9746	100	2584718.00	0.9686	200	4836958.00	0.9150
Tetrachloroethene	50.0	442554.000	0.3348	100	862999.000	0.3234	200	1649451.00	0.3120
Trichloroethene	50.0	539688.000	0.3310	100	1052052.00	0.3180	200	2009543.00	0.3020

KEMRON FORMS - Modified 10/13/2006
Version 1.6 PDF File ID: 660345
Report generated 12/29/2006 09:15

KEMRON Environmental Services

INITIAL CALIBRATION DATA

00047590

Login Number:L0612460

Analytical Method:8260B

Instrument ID:HPMS10

Initial Calibration Date:13-NOV-06 16:05

Column ID:F

Analyte	WG227377-02			WG227377-03			WG227377-04		
	CONC	RESP	RF	CONC	RESP	RF	CONC	RESP	RF
Trichlorofluoromethane	NA	NA	NA	0.400	4563.00000	0.3423	1.00	18062.0000	0.5340
cis-1,2-Dichloroethene	NA	NA	NA	0.400	3429.00000	0.2572	1.00	9038.00000	0.2672
cis-1,3-Dichloropropene	NA	NA	NA	0.400	4041.00000	0.3031	1.00	9138.00000	0.2702
m-,p-Xylene	NA	NA	NA	0.800	8779.00000	0.4188	2.00	26485.0000	0.5069
o-Xylene	NA	NA	NA	0.400	4294.00000	0.4097	1.00	12034.0000	0.4606
trans-1,2-Dichloroethene	NA	NA	NA	0.400	3087.00000	0.2316	1.00	8466.00000	0.2503
trans-1,3-Dichloropropene	NA	NA	NA	NA	NA	NA	1.00	7670.00000	0.2936

KEMRON FORMS - Modified 10/13/2006
Version 1.6 PDF File ID: 660345
Report generated 12/29/2006 09:15

KEMRON Environmental Services

INITIAL CALIBRATION DATA

00047591

Login Number:L0612460

Analytical Method:8260B

Instrument ID:HPMS10

Initial Calibration Date:13-NOV-06 16:05

Column ID:F

Analyte	WG227377-05			WG227377-06			WG227377-07		
	CONC	RESP	RF	CONC	RESP	RF	CONC	RESP	RF
Trichlorofluoromethane	2.00	40032.0000	0.6068	5.00	101554.000	0.6235	20.0	396885.000	0.6059
cis-1,2-Dichloroethene	2.00	20676.0000	0.3134	5.00	53798.0000	0.3303	20.0	211264.000	0.3225
cis-1,3-Dichloropropene	2.00	21574.0000	0.3270	5.00	61190.0000	0.3757	20.0	261724.000	0.3995
m-,p-Xylene	4.00	58985.0000	0.5643	10.0	156610.000	0.6034	40.0	639432.000	0.6100
o-Xylene	2.00	28031.0000	0.5363	5.00	75174.0000	0.5793	20.0	301038.000	0.5744
trans-1,2-Dichloroethene	2.00	18492.0000	0.2803	5.00	50203.0000	0.3082	20.0	201573.000	0.3077
trans-1,3-Dichloropropene	2.00	17500.0000	0.3348	5.00	51102.0000	0.3938	20.0	220608.000	0.4209

KEMRON FORMS - Modified 10/13/2006
Version 1.6 PDF File ID: 660345
Report generated 12/29/2006 09:15

KEMRON Environmental Services

INITIAL CALIBRATION DATA

00047592

Login Number: L0612460

Analytical Method: 8260B

Instrument ID: HPMS10

Initial Calibration Date: 13-NOV-06 16:05

Column ID: F

Analyte	WG227377-08			WG227377-09			WG227377-10		
	CONC	RESP	RF	CONC	RESP	RF	CONC	RESP	RF
Trichlorofluoromethane	50.0	962033.000	0.5900	100	1874717.00	0.5668	NA	NA	NA
cis-1,2-Dichloroethene	50.0	522746.000	0.3206	100	1051221.00	0.3178	200	2034146.00	0.3057
cis-1,3-Dichloropropene	50.0	664835.000	0.4078	100	1318387.00	0.3986	200	2495371.00	0.3750
m-,p-Xylene	100	1574338.00	0.5955	200	3047018.00	0.5709	400	5445238.00	0.5150
o-Xylene	50.0	766273.000	0.5797	100	1518523.00	0.5690	200	2856235.00	0.5403
trans-1,2-Dichloroethene	50.0	496793.000	0.3047	100	992695.000	0.3001	200	1933321.00	0.2905
trans-1,3-Dichloropropene	50.0	564323.000	0.4269	100	1110579.00	0.4162	200	2063459.00	0.3903

KEMRON FORMS - Modified 10/13/2006
Version 1.6 PDF File ID: 660345
Report generated 12/29/2006 09:15

KEMRON Environmental Services

ALTERNATE SOURCE CALIBRATION REPORT

00047593

Login Number: L0612460 Run Date: 11/13/2006 Sample ID: WG227377-11
Instrument ID: HPMS10 Run Time: 17:05 Method: 8260B
File ID: 10M50704 Analyst: MES
ICal Workgroup: WG227377 Cal ID: HPMS10 - 13-NOV-06

Analyte		Expected	Found	Units	RF	%D	UCL	Q
1,1-Dichloroethene	CCC	20.0	22.4	ug/L	0.302	11.8	30	
1,2-Dichloropropane	CCC	20.0	22.6	ug/L	0.315	13.0	30	
Chloroform	CCC	20.0	22.2	ug/L	0.529	10.9	30	
Ethylbenzene	CCC	20.0	23.7	ug/L	0.536	18.7	30	
Toluene	CCC	20.0	21.9	ug/L	1.46	9.70	30	
Vinyl Chloride	CCC	20.0	24.1	ug/L	0.160	20.3	30	
1,1,2,2-Tetrachloroethane	SPCC	20.0	22.1	ug/L	0.372	10.6	30	
1,1-Dichloroethane	SPCC	20.0	22.5	ug/L	0.631	12.4	30	
Bromoform	SPCC	20.0	18.5	ug/L	0.148	7.70	30	
Chlorobenzene	SPCC	20.0	21.6	ug/L	1.02	7.80	30	
Chloromethane	SPCC	20.0	24.1	ug/L	0.223	20.7	30	
1,1,1-Trichloroethane		20.0	20.6	ug/L	0.511	2.80	30	
1,1,2-Trichloro-1,2,2-Trifluoroethane		20.0	22.8	ug/L	0.342	13.9	30	
1,1,2-Trichloroethane		20.0	22.1	ug/L	0.235	10.6	30	
1,2,4-Trichlorobenzene		20.0	20.6	ug/L	0.739	3.20	30	
1,2-Dibromo-3-Chloropropane		20.0	17.8	ug/L	0.0612	11.2	30	
1,2-Dibromoethane		20.0	22.3	ug/L	0.231	11.3	30	
1,2-Dichlorobenzene		20.0	21.5	ug/L	1.30	7.70	30	
1,2-Dichloroethane		20.0	21.6	ug/L	0.401	7.90	30	
cis-1,2-Dichloroethene		20.0	21.8	ug/L	0.332	9.10	30	
trans-1,2-Dichloroethene		20.0	22.5	ug/L	0.320	12.5	30	
1,3-Dichlorobenzene		20.0	21.6	ug/L	1.48	7.90	30	
1,4-Dichlorobenzene		20.0	21.1	ug/L	1.51	5.70	30	
2-Butanone		20.0	24.8	ug/L	0.0701	24.1	30	
2-Hexanone		20.0	19.1	ug/L	0.0938	4.70	30	
4-Methyl-2-Pentanone		20.0	19.2	ug/L	0.0548	3.90	30	
Acetone		20.0	22.3	ug/L	0.0443	11.3	30	
Benzene		20.0	21.1	ug/L	1.09	5.60	30	
Bromodichloromethane		20.0	23.6	ug/L	0.353	18.1	30	
Bromomethane		20.0	21.8	ug/L	0.134	9.00	30	
Carbon Disulfide		20.0	21.0	ug/L	0.821	5.10	30	
Carbon Tetrachloride		20.0	20.6	ug/L	0.454	3.10	30	
Chloroethane		20.0	20.1	ug/L	0.137	0.300	30	
cis-1,3-Dichloropropene		20.0	23.0	ug/L	0.410	14.9	30	
Cyclohexane		20.0	21.0	ug/L	0.539	5.20	30	
Dibromochloromethane		20.0	19.8	ug/L	0.289	0.900	30	
Dichlorodifluoromethane		20.0	22.0	ug/L	0.402	9.90	30	
Isopropylbenzene		20.0	18.8	ug/L	1.34	6.00	30	
Methyl acetate		20.0	30.2	ug/L	0.161	50.9	30	*
Methyl Tert Butyl Ether		20.0	21.5	ug/L	0.602	7.30	30	
Methylcyclohexane		20.0	21.3	ug/L	0.375	6.40	30	
Methylene Chloride		20.0	20.6	ug/L	0.280	3.10	30	

KEMRON FORMS - Modified 11/21/2006
Version 1.5 PDF File ID: 660346
Report generated 12/29/2006 09:15

KEMRON Environmental Services

ALTERNATE SOURCE CALIBRATION REPORT

00047594

Login Number: L0612460 Run Date: 11/13/2006 Sample ID: WG227377-11

Instrument ID: HPMS10 Run Time: 17:05 Method: 8260B

File ID: 10M50704 Analyst: MES

ICal Workgroup: WG227377 Cal ID: HPMS10 - 13-NOV-06

Analyte		Expected	Found	Units	RF	%D	UCL	Q
Styrene		20.0	20.3	ug/L	0.997	1.30	30	
Tetrachloroethene		20.0	22.8	ug/L	0.352	13.9	30	
trans-1,3-Dichloropropene		20.0	20.6	ug/L	0.394	3.00	30	
Trichloroethene		20.0	22.8	ug/L	0.352	14.1	30	
Trichlorofluoromethane		20.0	19.6	ug/L	0.593	1.90	30	
Xylenes		60.0	69.2	ug/L	0.620	15.3	30	
o-Xylene		20.0	22.7	ug/L	0.603	13.5	30	
m-,p-Xylene		40.0	46.5	ug/L	0.637	16.2	30	

* Exceeds %D Limit

CCC Calibration Check Compounds
SPCC System Performance Check Compounds

KEMRON FORMS - Modified 11/21/2006
Version 1.5 PDF File ID: 660346
Report generated 12/29/2006 09:15

KEMRON Environmental Services

CONTINUING CALIBRATION VERIFICATION (CCV)

00047595

Login Number: L0612460 Run Date: 12/26/2006 Sample ID: WG230226-02
Instrument ID: HPMS10 Run Time: 11:46 Method: 8260B
File ID: 10M51841 Analyst: CMS
Workgroup (AAB#): WG230227 Cal ID: HPMS10 - 13-NOV-06

Analyte		Expected	Found	UNITS	RF	%D	UCL	Q
1,1-Dichloroethene	CCC	50.0	46.0	ug/L	0.248	8.10	20	
1,2-Dichloropropane	CCC	50.0	47.5	ug/L	0.265	4.90	20	
Chloroform	CCC	50.0	49.2	ug/L	0.469	1.60	20	
Ethylbenzene	CCC	50.0	51.2	ug/L	0.462	2.30	20	
Toluene	CCC	50.0	48.7	ug/L	1.30	2.60	20	
Vinyl Chloride	CCC	50.0	59.0	ug/L	0.146	17.9	20	
1,1,2,2-Tetrachloroethane	SPCC	50.0	49.9	ug/L	0.336	0.200	40	
1,1-Dichloroethane	SPCC	50.0	47.6	ug/L	0.534	4.80	40	
Bromoform	SPCC	50.0	49.7	ug/L	0.162	0.600	40	
Chlorobenzene	SPCC	50.0	47.9	ug/L	0.911	4.20	40	
Chloromethane	SPCC	50.0	51.3	ug/L	0.183	2.60	40	
1,1,1-Trichloroethane		50.0	47.6	ug/L	0.471	4.80	40	
1,1,2-Trichloro-1,2,2-Trifluoroethane		50.0	45.2	ug/L	0.271	9.60	40	
1,1,2-Trichloroethane		50.0	48.4	ug/L	0.206	3.20	40	
1,2,4-Trichlorobenzene		50.0	51.5	ug/L	0.738	3.00	40	
1,2-Dibromo-3-Chloropropane		50.0	41.1	ug/L	0.0607	17.8	40	
1,2-Dibromoethane		50.0	49.7	ug/L	0.207	0.600	40	
1,2-Dichlorobenzene		50.0	49.8	ug/L	1.20	0.500	40	
1,2-Dichloroethane		50.0	48.2	ug/L	0.358	3.70	40	
cis-1,2-Dichloroethene		50.0	45.6	ug/L	0.278	8.70	40	
trans-1,2-Dichloroethene		50.0	47.7	ug/L	0.271	4.60	40	
1,3-Dichlorobenzene		50.0	50.8	ug/L	1.40	1.60	40	
1,4-Dichlorobenzene		50.0	49.4	ug/L	1.41	1.10	40	
2-Butanone		50.0	40.2	ug/L	0.0454	19.5	40	
2-Hexanone		50.0	47.4	ug/L	0.0933	5.20	40	
4-Methyl-2-Pentanone		50.0	43.0	ug/L	0.0490	14.0	40	
Acetone		50.0	45.1	ug/L	0.0359	9.70	40	
Benzene		50.0	44.0	ug/L	0.909	11.9	40	
Bromodichloromethane		50.0	52.3	ug/L	0.312	4.60	40	
Bromomethane		50.0	48.2	ug/L	0.115	3.60	40	
Carbon Disulfide		50.0	44.9	ug/L	0.701	10.2	40	
Carbon Tetrachloride		50.0	52.1	ug/L	0.463	4.10	40	
Chloroethane		50.0	47.0	ug/L	0.129	6.00	40	
cis-1,3-Dichloropropene		50.0	51.2	ug/L	0.366	2.40	40	
Cyclohexane		50.0	45.9	ug/L	0.471	8.20	40	
Dibromochloromethane		50.0	49.7	ug/L	0.291	0.600	40	
Dichlorodifluoromethane		50.0	50.1	ug/L	0.367	0.300	40	
Isopropylbenzene		50.0	47.3	ug/L	1.34	5.40	40	
Methyl acetate		50.0	58.8	ug/L	0.125	17.6	40	
Methyl Tert Butyl Ether		50.0	42.5	ug/L	0.476	15.1	40	
Methylcyclohexane		50.0	47.3	ug/L	0.334	5.30	40	
Methylene Chloride		50.0	43.1	ug/L	0.234	13.8	40	

KEMRON FORMS - Modified 12/11/2006
Version 1.3 PDF File ID: 660349
Report generated 12/29/2006 09:15

KEMRON Environmental Services

CONTINUING CALIBRATION VERIFICATION (CCV)

00047596

Login Number: L0612460 Run Date: 12/26/2006 Sample ID: WG230226-02
Instrument ID: HPMS10 Run Time: 11:46 Method: 8260B
File ID: 10M51841 Analyst: CMS
Workgroup (AAB#): WG230227 Cal ID: HPMS10 - 13-NOV-06

Analyte		Expected	Found	UNITS	RF	%D	UCL	Q
Styrene		50.0	45.2	ug/L	0.891	9.60	40	
Tetrachloroethene		50.0	51.2	ug/L	0.316	2.40	40	
trans-1,3-Dichloropropene		50.0	54.8	ug/L	0.419	9.50	40	
Trichloroethene		50.0	46.9	ug/L	0.289	6.20	40	
Trichlorofluoromethane		50.0	47.3	ug/L	0.560	5.40	40	
Xylenes		150	151	ug/L	0.544	1.00	40	
o-Xylene		50.0	50.1	ug/L	0.532	0.100	40	
1,2-Dichloroethene		100	93.3	ug/L	0.275	6.70	40	
m-,p-Xylene		100	101	ug/L	0.556	1.40	40	

* Exceeds %D Criteria

CCC Calibration Check Compounds
SPCC System Performance Check Compounds

KEMRON FORMS - Modified 12/11/2006
Version 1.3 PDF File ID: 660349
Report generated 12/29/2006 09:15

KEMRON Environmental Services

CONTINUING CALIBRATION VERIFICATION (CCV)

00047597

Login Number: L0612460 Run Date: 12/27/2006 Sample ID: WG230329-02
Instrument ID: HPMS10 Run Time: 11:20 Method: 8260B
File ID: 10M51875 Analyst: MES
Workgroup (AAB#): WG230330 Cal ID: HPMS10 - 13-NOV-06

Analyte		Expected	Found	UNITS	RF	%D	UCL	Q
1,1-Dichloroethene	CCC	50.0	43.8	ug/L	0.236	12.4	20	
1,2-Dichloropropane	CCC	50.0	53.1	ug/L	0.296	6.10	20	
Chloroform	CCC	50.0	52.5	ug/L	0.500	4.90	20	
Ethylbenzene	CCC	50.0	50.8	ug/L	0.459	1.60	20	
Toluene	CCC	50.0	49.9	ug/L	1.33	0.200	20	
Vinyl Chloride	CCC	50.0	51.7	ug/L	0.130	3.30	20	
1,1,2,2-Tetrachloroethane	SPCC	50.0	56.6	ug/L	0.380	13.1	40	
1,1-Dichloroethane	SPCC	50.0	50.5	ug/L	0.567	1.00	40	
Bromoform	SPCC	50.0	57.2	ug/L	0.187	14.4	40	
Chlorobenzene	SPCC	50.0	50.3	ug/L	0.957	0.700	40	
Chloromethane	SPCC	50.0	52.0	ug/L	0.186	4.10	40	
1,1,1-Trichloroethane		50.0	45.9	ug/L	0.455	8.20	40	
1,1,2-Trichloro-1,2,2-Trifluoroethane		50.0	39.6	ug/L	0.237	20.9	40	
1,1,2-Trichloroethane		50.0	55.3	ug/L	0.235	10.6	40	
1,2,4-Trichlorobenzene		50.0	53.8	ug/L	0.771	7.60	40	
1,2-Dibromo-3-Chloropropane		50.0	49.4	ug/L	0.0736	1.20	40	
1,2-Dibromoethane		50.0	57.5	ug/L	0.239	14.9	40	
1,2-Dichlorobenzene		50.0	52.4	ug/L	1.27	4.90	40	
1,2-Dichloroethane		50.0	54.2	ug/L	0.403	8.30	40	
cis-1,2-Dichloroethene		50.0	49.9	ug/L	0.304	0.200	40	
trans-1,2-Dichloroethene		50.0	48.1	ug/L	0.274	3.70	40	
1,3-Dichlorobenzene		50.0	51.5	ug/L	1.42	2.90	40	
1,4-Dichlorobenzene		50.0	50.5	ug/L	1.44	1.00	40	
2-Butanone		50.0	51.7	ug/L	0.0584	3.50	40	
2-Hexanone		50.0	58.2	ug/L	0.115	16.5	40	
4-Methyl-2-Pentanone		50.0	53.5	ug/L	0.0610	6.90	40	
Acetone		50.0	55.6	ug/L	0.0443	11.3	40	
Benzene		50.0	47.0	ug/L	0.970	6.00	40	
Bromodichloromethane		50.0	57.9	ug/L	0.346	15.7	40	
Bromomethane		50.0	48.5	ug/L	0.116	3.00	40	
Carbon Disulfide		50.0	44.2	ug/L	0.690	11.7	40	
Carbon Tetrachloride		50.0	48.5	ug/L	0.431	3.00	40	
Chloroethane		50.0	46.5	ug/L	0.127	7.10	40	
cis-1,3-Dichloropropene		50.0	57.1	ug/L	0.408	14.3	40	
Cyclohexane		50.0	42.8	ug/L	0.438	14.4	40	
Dibromochloromethane		50.0	55.2	ug/L	0.323	10.4	40	
Dichlorodifluoromethane		50.0	41.7	ug/L	0.305	16.6	40	
Isopropylbenzene		50.0	46.2	ug/L	1.31	7.70	40	
Methyl acetate		50.0	74.9	ug/L	0.160	49.7	40	*
Methyl Tert Butyl Ether		50.0	50.5	ug/L	0.566	0.900	40	
Methylcyclohexane		50.0	43.2	ug/L	0.304	13.7	40	
Methylene Chloride		50.0	47.9	ug/L	0.260	4.20	40	

KEMRON FORMS - Modified 12/11/2006
Version 1.3 PDF File ID: 660349
Report generated 12/29/2006 09:15

KEMRON Environmental Services

CONTINUING CALIBRATION VERIFICATION (CCV)

00047598

Login Number: L0612460 Run Date: 12/27/2006 Sample ID: WG230329-02
Instrument ID: HPMS10 Run Time: 11:20 Method: 8260B
File ID: 10M51875 Analyst: MES
Workgroup (AAB#): WG230330 Cal ID: HPMS10 - 13-NOV-06

Analyte		Expected	Found	UNITS	RF	%D	UCL	Q
Styrene		50.0	48.0	ug/L	0.946	4.00	40	
Tetrachloroethene		50.0	49.0	ug/L	0.303	2.00	40	
trans-1,3-Dichloropropene		50.0	60.8	ug/L	0.465	21.5	40	
Trichloroethene		50.0	48.0	ug/L	0.296	4.00	40	
Trichlorofluoromethane		50.0	40.8	ug/L	0.486	18.4	40	
Xylenes		150	155	ug/L	0.559	3.50	40	
o-Xylene		50.0	52.1	ug/L	0.553	4.20	40	
1,2-Dichloroethene		100	98.0	ug/L	0.289	2.00	40	
m-,p-Xylene		100	103	ug/L	0.565	3.10	40	

* Exceeds %D Criteria

CCC Calibration Check Compounds
SPCC System Performance Check Compounds

KEMRON FORMS - Modified 12/11/2006
Version 1.3 PDF File ID: 660349
Report generated 12/29/2006 09:15

KEMRON ENVIRONMENTAL SERVICES
INTERNAL STANDARD AREA SUMMARY
(COMPARED TO CCV)

00047599

Login Number: L0612460
Instrument ID: HPMS10
Workgroup (AAB#): WG230227

CCV Number: WG230226-02
CAL ID: HPMS10-13-NOV-06
Matrix: WATER

Sample Number	Dilution	Tag	IS-1	IS-2	IS-3
WG230226-02	NA	NA	422329	791356	1036552
Upper Limit	NA	NA	844658	1582712	2073104
Lower Limit	NA	NA	211165	395678	518276
L0612460-01	1.00	01	253357	487601	649817
L0612460-02	1.00	01	247604	478076	632749
L0612460-03	1.00	01	244322	471734	616591
L0612460-04	1.00	01	242208	466569	614292
L0612460-05	1.00	01	241951	461665	610721
WG230227-01	1.00	01	341020	647976	859856
WG230227-02	1.00	01	367939	667420	850566
WG230227-03	1.00	01	367613	676341	873683

IS-1 - 1,4-Dichlorobenzene-d4
IS-2 - Chlorobenzene-d5
IS-3 - Fluorobenzene

Underline = Response outside limits

KEMRON FORMS - Modified 04/18/2006
Version 1.3 PDF File ID: 660350
Report generated 12/29/2006 09:15

KEMRON ENVIRONMENTAL SERVICES
INTERNAL STANDARD AREA SUMMARY
(COMPARED TO CCV)

00047600

Login Number: L0612460
Instrument ID: HPMS10
Workgroup (AAB#): WG230330

CCV Number: WG230329-02
CAL ID: HPMS10-13-NOV-06
Matrix: WATER

Sample Number	Dilution	Tag	IS-1	IS-2	IS-3
WG230329-02	NA	NA	397561	721635	917720
Upper Limit	NA	NA	795122	1443270	1835440
Lower Limit	NA	NA	198781	360818	458860
L0612460-06	1.00	01	278557	522595	691894
WG230330-01	1.00	01	338887	641797	835471
WG230330-02	1.00	01	367999	658900	841377
WG230330-03	1.00	01	372290	668058	852456

IS-1 - 1,4-Dichlorobenzene-d4
IS-2 - Chlorobenzene-d5
IS-3 - Fluorobenzene

Underline = Response outside limits

KEMRON FORMS - Modified 04/18/2006
Version 1.3 PDF File ID: 660350
Report generated 12/29/2006 09:15

KEMRON ENVIRONMENTAL SERVICES
INTERNAL STANDARD RETENTION TIME SUMMARY
(COMPARED TO CCV)

00047601

Login Number:L0612460
Instrument ID:HPMS10
Workgroup (AAB#):WG230227

CCV Number:WG230226-02
CAL ID: HPMS10-13-NOV-06
Matrix:WATER

Sample Number	Dilution	Tag	IS-1	IS-2	IS-3
WG230226-02	NA	NA	15.18	12.21	8.37
Upper Limit	NA	NA	15.68	12.71	8.87
Lower Limit	NA	NA	14.68	11.71	7.87
L0612460-01	1.00	01	15.18	12.21	8.37
L0612460-02	1.00	01	15.18	12.22	8.37
L0612460-03	1.00	01	15.18	12.21	8.37
L0612460-04	1.00	01	15.18	12.21	8.37
L0612460-05	1.00	01	15.18	12.22	8.37
WG230227-01	1.00	01	15.18	12.21	8.37
WG230227-02	1.00	01	15.18	12.21	8.38
WG230227-03	1.00	01	15.18	12.21	8.37

IS-1 - 1,4-Dichlorobenzene-d4
IS-2 - Chlorobenzene-d5
IS-3 - Fluorobenzene

Underline = Response outside limits

KEMRON FORMS - Modified 04/18/2006
Version 1.3 PDF File ID: 660352
Report generated 12/29/2006 09:15

KEMRON ENVIRONMENTAL SERVICES
INTERNAL STANDARD RETENTION TIME SUMMARY
(COMPARED TO CCV)

00047602

Login Number: L0612460
Instrument ID: HPMS10
Workgroup (AAB#): WG230330

CCV Number: WG230329-02
CAL ID: HPMS10-13-NOV-06
Matrix: WATER

Sample Number	Dilution	Tag	IS-1	IS-2	IS-3
WG230329-02	NA	NA	15.18	12.21	8.37
Upper Limit	NA	NA	15.68	12.71	8.87
Lower Limit	NA	NA	14.68	11.71	7.87
L0612460-06	1.00	01	15.18	12.21	8.37
WG230330-01	1.00	01	15.18	12.21	8.37
WG230330-02	1.00	01	15.18	12.21	8.37
WG230330-03	1.00	01	15.18	12.21	8.37

IS-1 - 1,4-Dichlorobenzene-d4
IS-2 - Chlorobenzene-d5
IS-3 - Fluorobenzene

Underline = Response outside limits

KEMRON FORMS - Modified 04/18/2006
Version 1.3 PDF File ID: 660352
Report generated 12/29/2006 09:15

KEMRON Environmental Services
Data Checklist

00047603

Date: 27-SEP-2006
Analyst: JLS
Analyst: NA
Method: RSK175
Instrument: HP16
Curve Workgroup: NA
Runlog ID: 12513
Analytical Workgroups: WG223500, WG223502

System Performance Check	NA
BFB	NA
Initial Calibration	X
Average RF	X
Linear Reg or Higher Order Curve	X
Second Source standard % Difference	X
Continuing Calibration /Check Standards	X
Project/Client Specific Requirements	X
Special Standards	NA
Blanks	X
TCL's	X
Surrogates	NA
LCS (Laboratory Control Sample)	X
Recoveries	X
Surrogates	NA
MS/MSD/Duplicates	X
Samples	X
TCL Hits	X
Spectra of TCL Hits	NA
Surrogates	NA
Internal Standards Criteria	NA
Calculations & Correct Factors	X
Dilutions Run	X
Reruns	X
Manual Integrations	NA
Excel Spreadsheets	X
Case Narrative	X
Narrative Summary	NA
Results Reporting/Data Qualifiers	X
Client Data Package Assembly	X
Check for Completeness	X
Primary Reviewer	JLS
Secondary Reviewer	MDA
Check for compliance with method and project specific requirements	X
Check the completeness of reported information	X
Check the information for the report narrative	X
Check the reasonableness of the results	X

Primary Reviewer:
28-SEP-2006

Secondary Reviewer:
28-SEP-2006

Generated: SEP-29-2006 13:00:04

KEMRON Environmental Services
Data Checklist

00047604

Date: 19-DEC-2006
Analyst: JLS
Analyst: NA
Method: RSK175
Instrument: HP16
Curve Workgroup: NA
Runlog ID: 13854
Analytical Workgroups: WG229898, WG229899

System Performance Check	NA
BFB	NA
Initial Calibration	X
Average RF	X
Linear Reg or Higher Order Curve	X
Second Source standard % Difference	X
Continuing Calibration /Check Standards	X
Project/Client Specific Requirements	X
Special Standards	NA
Blanks	X
TCL's	X
Surrogates	NA
LCS (Laboratory Control Sample)	X
Recoveries	X
Surrogates	NA
MS/MSD/Duplicates	X
Samples	X
TCL Hits	X
Spectra of TCL Hits	NA
Surrogates	NA
Internal Standards Criteria	NA
Calculations & Correct Factors	X
Dilutions Run	X
Reruns	X
Manual Integrations	NA
Excel Spreadsheets	X
Case Narrative	X
Narrative Summary	NA
Results Reporting/Data Qualifiers	X
Client Data Package Assembly	X
Check for Completeness	X
Primary Reviewer	JLS
Secondary Reviewer	MDA
Check for compliance with method and project specific requirements	X
Check the completeness of reported information	X
Check the information for the report narrative	X
Check the reasonableness of the results	X

Primary Reviewer:
20-DEC-2006

Secondary Reviewer:
21-DEC-2006

Generated: DEC-21-2006 13:42:44

KEMRON Environmental Services
Data Checklist

00047605

Date: 20-DEC-2006
Analyst: JLS
Analyst: NA
Method: RSK175
Instrument: HP16
Curve Workgroup: NA
Runlog ID: 13880
Analytical Workgroups: WG230008

System Performance Check	NA
BFB	NA
Initial Calibration	X
Average RF	X
Linear Reg or Higher Order Curve	X
Second Source standard % Difference	X
Continuing Calibration /Check Standards	X
Project/Client Specific Requirements	X
Special Standards	NA
Blanks	X
TCL's	X
Surrogates	NA
LCS (Laboratory Control Sample)	X
Recoveries	X
Surrogates	NA
MS/MSD/Duplicates	X
Samples	X
TCL Hits	X
Spectra of TCL Hits	NA
Surrogates	NA
Internal Standards Criteria	NA
Calculations & Correct Factors	X
Dilutions Run	X
Reruns	X
Manual Integrations	NA
Excel Spreadsheets	X
Case Narrative	X
Narrative Summary	NA
Results Reporting/Data Qualifiers	X
Client Data Package Assembly	X
Check for Completeness	X
Primary Reviewer	JLS
Secondary Reviewer	MDA
Check for compliance with method and project specific requirements	X
Check the completeness of reported information	X
Check the information for the report narrative	X
Check the reasonableness of the results	X

Primary Reviewer:
21-DEC-2006

Secondary Reviewer:
26-DEC-2006

Generated: DEC-26-2006 13:37:50

KEMRON Environmental Services

Instrument Run Log

00047606

Instrument: HP16 Dataset: 092706

Analyst1: JLS Analyst2: NA

Method: RSK175 SOP: RSK01 Rev: 7

Method: 5021 SOP: RSK01 Rev: 7

Maintenance Log ID: 15882

Internal Standard: NA Surrogate Standard: NA

CCV: STD15381 LCS: STD15381 MS/MSD: STD15381

Column 1 ID: RTQPLOT Column 2 ID: RTQPLOT

Workgroups: WG223500, WG223502

Comments:

Seq.	File ID	Sample Information	pH	Mat	Dil	Reference	Date/Time
1	16G4196	WG223500-01 .1ug/ml STD	NA	1	1	STD15381	09/27/06 13:50
2	16G4197	WG223500-02 1ug/ml STD	NA	1	1	STD15381	09/27/06 14:04
3	16G4198	WG223500-03 10ug/ml STD	NA	1	1	STD15381	09/27/06 14:18
4	16G4199	WG223500-04 20ug/ml STD	NA	1	1	STD15381	09/27/06 14:32
5	16G4200	WG223500-05 50ug/ml STD	NA	1	1	STD15381	09/27/06 14:46
6	16G4201	WG223500-06 100ug/ml STD	NA	1	1	STD15381	09/27/06 15:01
7	16G4202	WG223500-07 200ug/ml STD	NA	1	1	STD15381	09/27/06 15:15
8	16G4203	WG223500-08 300ug/ml STD	NA	1	1	STD15381	09/27/06 15:29
9	16G4204	WG223500-09 50ug/ml STD	NA	1	1	STD15381	09/27/06 15:43
10	16G4205	WG223502-01 BLANK	NA	1	1		09/27/06 16:14
11	16G4206	WG223502-02 20ug/ml LCS	NA	1	1	STD15381	09/27/06 16:28
12	16G4207	WG223502-03 20ug/ml LCS DUP	NA	1	1	STD15381	09/27/06 16:42
13	16G4208	L0609385-08 B 10X	7	1	10		09/27/06 16:56
14	16G4209	L0609387-07 A	7	1	1		09/27/06 17:10
15	16G4210	L0609505-02 A	7	1	1		09/27/06 17:24
16	16G4211	L0609417-01 A	7	1	1		09/27/06 17:38
17	16G4212	L0609417-02 A	7	1	1		09/27/06 17:52
18	16G4213	L0609417-03 A	7	1	1		09/27/06 18:06
19	16G4214	L0609417-04 A MS	7	1	1	STD15381	09/27/06 18:20
20	16G4215	RINSE	NA	1	1		09/27/06 18:34
21	16G4216	RINSE	NA	1	1		09/27/06 18:48
22	16G4217	WG223501-02 50ug/ml STD	NA	1	1	STD15381	09/27/06 19:02
23	16G4218	L0609417-05 A MSD	7	1	1	STD15381	09/27/06 19:16
24	16G4219	L0609417-06 A	7	1	1		09/27/06 19:30
25	16G4220	L0609417-07 A	7	1	1		09/27/06 19:44
26	16G4221	L0609417-08 A	7	1	1		09/27/06 19:58
27	16G4222	L0609417-09 A	7	1	1		09/27/06 20:12
28	16G4223	L0609439-01 A	<2	1	1		09/27/06 20:26
29	16G4224	L0609439-02 A MS	<2	1	1	STD15381	09/27/06 20:40
30	16G4225	L0609439-03 A MSD	<2	1	1	STD15381	09/27/06 20:54
31	16G4226	L0609439-04 A	<2	1	1		09/27/06 21:08
32	16G4227	L0609439-05 A	<2	1	1		09/27/06 21:22

Approved: September 28, 2006

KEMRON Environmental Services

Instrument Run Log

00047607

Instrument: HP16 Dataset: 092706
Analyst1: JLS Analyst2: NA
Method: RSK175 SOP: RSK01 Rev: 7
Method: 5021 SOP: RSK01 Rev: 7

Maintenance Log ID: 15882

Internal Standard: NA Surrogate Standard: NA
CCV: STD15381 LCS: STD15381 MS/MSD: STD15381

Column 1 ID: RTQPLOT Column 2 ID: RTQPLOT
Workgroups: WG223500, WG223502

Seq.	File ID	Sample Information	pH	Mat	Dil	Reference	Date/Time
33	16G4228	RINSE	NA	1	1		09/27/06 21:36
34	16G4229	RINSE	NA	1	1		09/27/06 21:50
35	16G4230	WG223501-03 50ug/ml STD	NA	1	1	STD15381	09/27/06 22:04
36	16G4231	L0609439-06 A	<2	1	1		09/27/06 22:18
37	16G4232	L0609439-07 A	<2	1	1		09/27/06 22:32
38	16G4233	L0609509-09 A	7	1	1		09/27/06 22:46
39	16G4234	RINSE	NA	1	1		09/27/06 23:00
40	16G4235	RINSE	NA	1	1		09/27/06 23:14
41	16G4236	WG223501-04 50ug/ml STD	NA	1	1	STD15381	09/27/06 23:29

Comments

Seq.	Rerun	Dil.	Reason	Analytes
16	X	100	Over Calibration Range	Methane
File ID: 16G4211				
17	X	100	Over Calibration Range	Methane
File ID: 16G4212				
32	X	10	Over Calibration Range	Methane
File ID: 16G4227				
36	X	100	Over Calibration Range	Methane
File ID: 16G4231				
37	X	100	Over Calibration Range	Methane
File ID: 16G4232				
38	X	100	Over Calibration Range	Methane
File ID: 16G4233				

Approved: September 28, 2006

KEMRON Environmental Services

Instrument Run Log

00047608

Instrument: HP16 Dataset: 121906

Analyst1: JLS Analyst2: NA

Method: RSK175 SOP: RSK01 Rev: 7

Method: 5021 SOP: RSK01 Rev: 7

Maintenance Log ID: 17129

Internal Standard: NA Surrogate Standard: NA

CCV: STD15381 LCS: STD15381 MS/MSD: STD15381

Column 1 ID: RTQPLOT Column 2 ID: RTQPLOT

Workgroups: WG229898, WG229899

Comments:

Seq.	File ID	Sample Information	pH	Mat	Dil	Reference	Date/Time
1	16G5619	WG229897-01 50umol/mol STD	NA	1	1	STD15381	12/19/06 10:37
2	16G5620	WG229898-01 BLANK	NA	1	1		12/19/06 10:53
3	16G5621	WG229898-02 20umol/mol LCS	NA	1	1	STD15381	12/19/06 11:07
4	16G5622	WG229898-03 20umol/mol LCS DUP	NA	1	1	STD15381	12/19/06 11:21
5	16G5623	L0612229-06 B	7	1	1		12/19/06 11:35
6	16G5624	L0612230-01 B 50X	7	1	50		12/19/06 11:49
7	16G5625	L0612230-04 B 50X	7	1	50		12/19/06 12:03
8	16G5626	L0612274-01 B 50X	7	1	50		12/19/06 12:17
9	16G5627	WG229897-02 50umol/mol	NA	1	1	STD15381	12/19/06 13:03
10	16G5628	L0612274-02 A 10X	7	1	10		12/19/06 13:17
11	16G5629	L0612274-03 A MS 10X	7	1	10	STD15381	12/19/06 13:32
12	16G5630	L0612274-04 A MSD 10X	7	1	10	STD15381	12/19/06 13:46
13	16G5631	L0612274-05 A 10X	7	1	10		12/19/06 14:00
14	16G5632	L0612274-06 A 10X	7	1	10		12/19/06 14:14
15	16G5633	L0612274-07 A 10X	7	1	10		12/19/06 14:28
16	16G5634	L0612275-01 A 10X	7	1	10		12/19/06 14:42
17	16G5635	L0612275-02 A 10X	7	1	10		12/19/06 14:56
18	16G5636	L0612275-03 A 10X	7	1	10		12/19/06 15:10
19	16G5637	L0612275-04 A 10X	7	1	10		12/19/06 15:24
20	16G5638	WG229897-03 50umol/mol STD	NA	1	1	STD15381	12/19/06 15:38
21	16G5639	L0612295-01 A 10X	7	1	10		12/19/06 15:52
22	16G5640	L0612295-02 A 10X	7	1	10		12/19/06 16:06
23	16G5641	L0612295-03 A 10X	7	1	10		12/19/06 16:21
24	16G5642	L0612295-04 A 10X	7	1	10		12/19/06 16:35
25	16G5643	L0612296-01 A 10X	7	1	10		12/19/06 16:49
26	16G5644	L0612296-02 A 10X	7	1	10		12/19/06 17:03
27	16G5645	WG229897-04 50umol/mol STD	NA	1	1	STD15381	12/19/06 17:17
28	16G5646	WG229899-01 BLANK	NA	1	1		12/19/06 17:31
29	16G5647	WG229899-02 20umol/mol LCS	NA	1	1	STD15381	12/19/06 17:45
30	16G5648	WG229899-03 20umol/mol LCS DUP	NA	1	1	STD15381	12/19/06 17:59
31	16G5649	L0612432-01 A	7	1	1		12/19/06 18:13
32	16G5650	L0612432-02 A	10	1	1		12/19/06 18:27

Approved: December 21, 2006

KEMRON Environmental Services

Instrument Run Log

00047609

Instrument: HP16 Dataset: 121906
Analyst1: JLS Analyst2: NA
Method: RSK175 SOP: RSK01 Rev: 7
Method: 5021 SOP: RSK01 Rev: 7

Maintenance Log ID: 17129

Internal Standard: NA Surrogate Standard: NA
CCV: STD15381 LCS: STD15381 MS/MSD: STD15381

Column 1 ID: RTQPLOT Column 2 ID: RTQPLOT
Workgroups: WG229898, WG229899

Seq.	File ID	Sample Information	pH	Mat	Dil	Reference	Date/Time
33	16G5651	L0612432-03 A	7	1	1		12/19/06 18:41
34	16G5652	L0612432-04 A	7	1	1		12/19/06 18:55
35	16G5653	L0612458-01 A	7	1	1		12/19/06 19:09
36	16G5654	L0612458-02 A	7	1	1		12/19/06 19:23
37	16G5655	L0612458-03 A	7	1	1		12/19/06 19:37
38	16G5656	WG229897-05 50umol/mol STD	NA	1	1	STD15381	12/19/06 19:51
39	16G5657	L0612459-01 A	7	1	1		12/19/06 20:05
40	16G5658	L0612460-01 A	7	1	1		12/19/06 20:19
41	16G5659	L0612460-02 A	7	1	1		12/19/06 20:33
42	16G5660	L0612460-03 A	7	1	1		12/19/06 20:47
43	16G5661	L0612460-04 A	7	1	1		12/19/06 21:01
44	16G5662	L0612460-05 A	7	1	1		12/19/06 21:15
45	16G5663	L0612460-06 A	7	1	1		12/19/06 21:29
46	16G5664	L0612465-02 A	7	1	1		12/19/06 21:43
47	16G5665	L0612465-03 A	7	1	1		12/19/06 21:57
48	16G5666	L0612465-04 A	7	1	1		12/19/06 22:11
49	16G5667	WG229897-06 50umol/mol STD	NA	1	1	STD15381	12/19/06 22:25
50	16G5668	L0612465-05 A	7	1	1		12/19/06 22:39
51	16G5669	WG229897-07 50umol/mol STD	NA	1	1	STD15381	12/19/06 22:53

Comments

Seq.	Rerun	Dil.	Reason	Analytes
10	X	50	Over Calibration Range	Carbon dioxide
File ID: 16G5628				
13	X	50	Over Calibration Range	Carbon dioxide
File ID: 16G5631				
14	X	50	Over Calibration Range	Carbon dioxide
File ID: 16G5632				
15	X	50	Over Calibration Range	Carbon dioxide

Approved: December 21, 2006

KEMRON Environmental Services

Instrument Run Log

00047610

Instrument: HP16 Dataset: 121906
Analyst1: JLS Analyst2: NA
Method: RSK175 SOP: RSK01 Rev: 7
Method: 5021 SOP: RSK01 Rev: 7

Maintenance Log ID: 17129

Internal Standard: NA Surrogate Standard: NA
CCV: STD15381 LCS: STD15381 MS/MSD: STD15381

Column 1 ID: RTQPLOT Column 2 ID: RTQPLOT
Workgroups: WG229898, WG229899

Comments

Seq.	Rerun	Dil.	Reason	Analytes
File ID: 16G5633				
16	X	50	Over Calibration Range	Carbon dioxide
File ID: 16G5634				
17	X	50	Over Calibration Range	Carbon dioxide
File ID: 16G5635				
19	X	50	Over Calibration Range	Carbon dioxide
File ID: 16G5637				
21	X	50	Over Calibration Range	Carbon dioxide
File ID: 16G5639				
23	X	50	Over Calibration Range	Carbon dioxide
File ID: 16G5641				
25	X	50	Over Calibration Range	Carbon dioxide
File ID: 16G5643				
26	X	50	Over Calibration Range	Carbon dioxide
File ID: 16G5644				
45	X	10	Over Calibration Range	Methane
File ID: 16G5663				
46	X	50	Over Calibration Range	Methane
File ID: 16G5664				
47	X	100	Over Calibration Range	Methane, ethene
File ID: 16G5665				
48	X	10	Over Calibration Range	Methane

Approved: December 21, 2006

KEMRON Environmental Services

Instrument Run Log

00047611

Instrument: HP16 Dataset: 121906

Analyst1: JLS Analyst2: NA

Method: RSK175 SOP: RSK01 Rev: 7

Method: 5021 SOP: RSK01 Rev: 7

Maintenance Log ID: 17129

Internal Standard: NA Surrogate Standard: NA

CCV: STD15381 LCS: STD15381 MS/MSD: STD15381

Column 1 ID: RTQPLOT Column 2 ID: RTQPLOT

Workgroups: WG229898, WG229899

Comments

Seq.	Rerun	Dil.	Reason	Analytes
File ID: 16G5666				
50	X	50	Over Calibration Range	Methane
File ID: 16G5668				

Approved: December 21, 2006

KEMRON Environmental Services

Instrument Run Log

00047612

Instrument: HP16 Dataset: 122006

Analyst1: JLS Analyst2: NA

Method: RSK175 SOP: RSK01 Rev: 7

Method: 5021 SOP: RSK01 Rev: 7

Maintenance Log ID: 17145

Internal Standard: NA Surrogate Standard: NA

CCV: STD15381 LCS: STD15381 MS/MSD: STD15381

Column 1 ID: RTQPLOT Column 2 ID: RTQPLOT

Workgroups: WG230008

Comments:

Seq.	File ID	Sample Information	pH	Mat	Dil	Reference	Date/Time
1	16G5670	WG230007-01 50umol/mol STD	NA	1	1	STD15381	12/20/06 11:27
2	16G5671	WG230008-01 BLANK	NA	1	1		12/20/06 11:41
3	16G5672	WG230008-02 20umol/mol LCS	NA	1	1	STD15381	12/20/06 11:55
4	16G5673	WG230008-03 20umol/mol LCS DUP	NA	1	1	STD15381	12/20/06 12:09
5	16G5674	WG230008-02 20umol/mol LCS	NA	1	1	STD15381	12/20/06 13:19
6	16G5675	WG230008-03 20umol/mol LCS DUP	NA	1	1	STD15381	12/20/06 13:33
7	16G5676	WG230008-02 20umol/mol LCS	NA	1	1	STD15381	12/20/06 13:52
8	16G5677	WG230008-03 20umol/mol LCS DUP	NA	1	1	STD15381	12/20/06 14:06
9	16G5678	WG230007-02 50umol/mol STD	NA	1	1	STD15381	12/20/06 15:08
10	16G5679	L0612460-06 B 10X	7	1	10		12/20/06 16:11
11	16G5680	L0612465-02 B 50X	7	1	50		12/20/06 16:25
12	16G5681	L0612465-03 B 100X	7	1	100		12/20/06 16:39
13	16G5682	L0612465-04 B 10X	7	1	10		12/20/06 16:53
14	16G5683	L0612465-05 B 50X	7	1	50		12/20/06 17:07
15	16G5684	L0612471-02 A	<2	1	1		12/20/06 17:21
16	16G5685	L0612471-04 A	<2	1	1		12/20/06 17:35
17	16G5686	L0612485-01 A	7	1	1		12/20/06 17:49
18	16G5687	L0612485-02 A	7	1	1		12/20/06 18:04
19	16G5688	L0612485-03 A	7	1	1		12/20/06 18:18
20	16G5689	WG230007-03 50umol/mol STD	NA	1	1	STD15381	12/20/06 18:32
21	16G5690	L0612485-04 A	7	1	1		12/20/06 18:46
22	16G5691	L0612485-05 A	7	1	1		12/20/06 19:00
23	16G5692	L0612485-06 A	7	1	1		12/20/06 19:14
24	16G5693	WG230007-04 50umol/mol STD	NA	1	1	STD15381	12/20/06 19:28

Comments

Seq.	Rerun	Dil.	Reason	Analytes
3	X		LCS failure	Carbon dioxide
File ID: 16G5672				
4	X		LCS failure	Carbon dioxide

Approved: December 26, 2006

KEMRON Environmental Services

Instrument Run Log

00047613

Instrument: HP16 Dataset: 122006

Analyst1: JLS Analyst2: NA

Method: RSK175 SOP: RSK01 Rev: 7

Method: 5021 SOP: RSK01 Rev: 7

Maintenance Log ID: 17145

Internal Standard: NA Surrogate Standard: NA

CCV: STD15381 LCS: STD15381 MS/MSD: STD15381

Column 1 ID: RTQPLOT Column 2 ID: RTQPLOT

Workgroups: WG230008

Comments

Seq.	Rerun	Dil.	Reason	Analytes
File ID: 16G5673				
5	X		LCS failure	Carbon dioxiide
File ID: 16G5674				
6	X		LCS failure	Carbon dioxide
File ID: 16G5675				
18	X	10	Over Calibration Range	Methane
File ID: 16G5687				

Approved: December 26, 2006

KEMRON Environmental Services
HOLDING TIMES
EQUIVALENT TO AFCEE FORM 9

00047614

Analytical Method: RSK175 AAB#: WG229899
Login Number: L0612460

Client ID	Date Collected	Date Received	Date Extracted	Max Hold Time Ext.	Time Held Ext.	Date Analyzed	Max Hold Time Anal	Time Held Anal.	Q
67WW03	12/18/06	12/19/06	12/19/06	14	1.30	12/19/06	14	1.30	
67WW07	12/18/06	12/19/06	12/19/06	14	1.43	12/19/06	14	1.43	
67WW01	12/18/06	12/19/06	12/19/06	14	1.27	12/19/06	14	1.27	
67WW02	12/18/06	12/19/06	12/19/06	14	1.50	12/19/06	14	1.50	
67WW06	12/18/06	12/19/06	12/19/06	14	1.43	12/19/06	14	1.43	
67WW05	12/17/06	12/19/06	12/19/06	14	2.45	12/19/06	14	2.45	

* EXT = SEE PROJECT QAPP REQUIREMENTS
*ANAL = SEE PROJECT QAPP REQUIREMENTS

KEMRON FORMS - Modified 11/20/2006
Version 1.5 PDF File ID: 656548
Report generated 12/26/2006 13:48

KEMRON Environmental Services
HOLDING TIMES
EQUIVALENT TO AFCEE FORM 9

00047615

Analytical Method: RSK175 AAB#: WG230008
Login Number: L0612460

Client ID	Date Collected	Date Received	Date Extracted	Max Hold Time Ext.	Time Held Ext.	Date Analyzed	Max Hold Time Anal	Time Held Anal.	Q
67WW07	12/18/06	12/19/06	12/20/06	14	2.21	12/20/06	14	2.21	

* EXT = SEE PROJECT QAPP REQUIREMENTS
*ANAL = SEE PROJECT QAPP REQUIREMENTS

KEMRON FORMS - Modified 11/20/2006
Version 1.5 PDF File ID: 656548
Report generated 12/26/2006 13:48

KEMRON Environmental Services

METHOD BLANK SUMMARY 00047616

Login Number: L0612460
Blank File ID: 16G5646
Prep Date: 12/19/06 17:31
Analyzed Date: 12/19/06 17:31
Analyst: JLS

Work Group: WG229899
Blank Sample ID: WG229899-01
Instrument ID: HP16
Method: RSK175

This Method Blank Applies To The Following Samples:

Client ID	Lab Sample ID	Lab File ID	Time Analyzed	TAG
LCS	WG229899-02	16G5647	12/19/06 17:45	01
LCS2	WG229899-03	16G5648	12/19/06 17:59	01
67WW01	L0612460-01	16G5658	12/19/06 20:19	01
67WW02	L0612460-02	16G5659	12/19/06 20:33	01
67WW03	L0612460-03	16G5660	12/19/06 20:47	01
67WW05	L0612460-04	16G5661	12/19/06 21:01	01
67WW06	L0612460-05	16G5662	12/19/06 21:15	01
67WW07	L0612460-06	16G5663	12/19/06 21:29	01

KEMRON Environmental Services

METHOD BLANK SUMMARY 00047617

Login Number: L0612460
Blank File ID: 16G5671
Prep Date: 12/20/06 11:41
Analyzed Date: 12/20/06 11:41
Analyst: JLS

Work Group: WG230008
Blank Sample ID: WG230008-01
Instrument ID: HP16
Method: RSK175

This Method Blank Applies To The Following Samples:

Client ID	Lab Sample ID	Lab File ID	Time Analyzed	TAG
LCS	WG230008-02	16G5676	12/20/06 13:52	01
LCS2	WG230008-03	16G5677	12/20/06 14:06	01
67WW07	L0612460-06	16G5679	12/20/06 16:11	DL01

KEMRON FORMS - Modified 12/07/2006
Version 1.5 PDF File ID: 652931
Report generated 12/26/2006 13:48

KEMRON Environmental Services

METHOD BLANK REPORT

00047618

Login Number: L0612460 Prep Date: 12/19/06 17:31 Sample ID: WG229899-01
Instrument ID: HP16 Run Date: 12/19/06 17:31 Prep Method: 5021
File ID: 16G5646 Analyst: JLS Method: RSK175
Workgroup (AAB#): WG229899 Matrix: Water Units: ug/L
Contract #: DACA56-94-D-0020 Cal ID: HP16-27-SEP-06

Analytes	SQL	PQL	Concentration	Dilution	Qualifier
methane	0.250	0.500	0.577	1	*
ethene	0.250	0.500	0.250	1	U
ethane	0.250	0.500	0.250	1	U

MDL Method Detection Limit
RL Reporting/quantitation Limit

* Analyte concentration > RL

KEMRON FORMS - Modified 12/07/2006
Version 1.5 PDF File ID: 652932
Report generated 12/26/2006 13:48

KEMRON Environmental Services

METHOD BLANK REPORT

00047619

Login Number: L0612460 Prep Date: 12/20/06 11:41 Sample ID: WG230008-01
Instrument ID: HP16 Run Date: 12/20/06 11:41 Prep Method: 5021
File ID: 16G5671 Analyst: JLS Method: RSK175
Workgroup (AAB#): WG230008 Matrix: Water Units: ug/L
Contract #: DACA56-94-D-0020 Cal ID: HP16-27-SEP-06

Analytes	SQL	PQL	Concentration	Dilution	Qualifier
methane	0.250	0.500	0.493	1	J
ethene	0.250	0.500	0.250	1	U
ethane	0.250	0.500	0.250	1	U

MDL Method Detection Limit
RL Reporting/quantitation Limit

* Analyte concentration > RL

KEMRON FORMS - Modified 12/07/2006
Version 1.5 PDF File ID: 652932
Report generated 12/26/2006 13:48

KEMRON Environmental Services

LABORATORY CONTROL SAMPLE (LCS)

00047620

Login Number: L0612460 Run Date: 12/19/2006 Sample ID: WG229899-02
Instrument ID: HP16 Run Time: 17:45 Prep Method: 5021
File ID: 16G5647 Analyst: JLS Method: RSK175
Workgroup (AAB#): WG229899 Matrix: Water Units: ug/L
Contract #: DACA56-94-D-0020 Cal ID: HP16-27-SEP-06

Analytes	Expected	Found	% Rec	LCS Limits	Q
methane	34.3	31.1	90.8	56 - 140	
ethene	59.9	53.6	89.6	56 - 140	
ethane	64.2	58.8	91.6	56 - 137	

KEMRON FORMS - Modified 12/15/2006
Version 1.5 PDF File ID: 656549
Report generated 12/26/2006 13:48

KEMRON Environmental Services

LABORATORY CONTROL SAMPLE (LCS)

00047621

Login Number: L0612460 Run Date: 12/20/2006 Sample ID: WG230008-02
Instrument ID: HP16 Run Time: 13:52 Prep Method: 5021
File ID: 16G5676 Analyst: JLS Method: RSK175
Workgroup (AAB#): WG230008 Matrix: Water Units: ug/L
Contract #: DACA56-94-D-0020 Cal ID: HP16-27-SEP-06

Analytes	Expected	Found	% Rec	LCS Limits	Q
methane	34.3	35.0	102	56 - 140	
ethene	59.9	62.2	104	56 - 140	
ethane	64.2	66.6	104	56 - 137	

KEMRON FORMS - Modified 12/15/2006
Version 1.5 PDF File ID: 656549
Report generated 12/26/2006 13:48

KEMRON Environmental Services

LABORATORY CONTROL SAMPLE (LCS)

00047622

Login Number: L0612460 Analyst: JLS Prep Method: 5021
Instrument ID: HP16 Matrix: Water Method: RSK175
Workgroup (AAB#): WG230008 Units: ug/L
Sample ID: WG230008-02 LCS File ID: 16G5676 Run Date: 12/20/2006 13:52
Sample ID: WG230008-03 LCS2 File ID: 16G5677 Run Date: 12/20/2006 14:06

Analytes	LCS			LCS2			%RPD	%Rec Limits	RPD Lmt	Q
	Known	Found	% REC	Known	Found	% REC				
methane	34.3	35.0	102	34.3	38.1	111	8.58	56 - 140	40	
ethene	59.9	62.2	104	59.9	65.2	109	4.83	56 - 140	40	
ethane	64.2	66.6	104	64.2	71.3	111	6.72	56 - 137	40	

KEMRON FORMS - Modified 07/13/2006
Version 1.5 PDF File ID: 652933
Report generated 12/26/2006 13:48

KEMRON Environmental Services

LABORATORY CONTROL SAMPLE (LCS)

00047623

Login Number: L0612460 Analyst: JLS Prep Method: 5021
Instrument ID: HP16 Matrix: Water Method: RSK175
Workgroup (AAB#): WG229899 Units: ug/L
Sample ID: WG229899-02 LCS File ID: 16G5647 Run Date: 12/19/2006 17:45
Sample ID: WG229899-03 LCS2 File ID: 16G5648 Run Date: 12/19/2006 17:59

Analytes	LCS			LCS2			%RPD	%Rec Limits	RPD Lmt	Q
	Known	Found	% REC	Known	Found	% REC				
methane	34.3	31.1	90.8	34.3	31.5	92.1	1.40	56 - 140	40	
ethene	59.9	53.6	89.6	59.9	52.9	88.4	1.35	56 - 140	40	
ethane	64.2	58.8	91.6	64.2	57.6	89.7	2.06	56 - 137	40	

KEMRON FORMS - Modified 07/13/2006
Version 1.5 PDF File ID: 652933
Report generated 12/26/2006 13:48

KEMRON Environmental Services

INITIAL CALIBRATION SUMMARY

00047624

Login Number: L0612460
Analytical Method: RSK175
ICAL Workgroup: WG223500

Instrument ID: HP16
Initial Calibration Date: 27-SEP-06 15:29
Column ID: F

Analyte		AVG RF	% RSD	LINEAR (R)	QUAD(R^2)
ethane		144300	24.0	1.00	
ethene		145800	30.8	1.00	
methane		88920	57.6	1.00	

R = Correlation coefficient; 0.995 minimum
R^2 = Coefficient of determination; 0.99 minimum

KEMRON FORMS - Modified 12/13/2006
Version 1.5 PDF File ID: 656550
Report generated 12/26/2006 13:48

KEMRON Environmental Services

INITIAL CALIBRATION DATA

00047625

Login Number: L0612460

Analytical Method: RSK175

Instrument ID: HP16

Initial Calibration Date: 27-SEP-06 15:29

Column ID: F

Analyte	WG223500-01			WG223500-02			WG223500-03		
	CONC	RESP	RF	CONC	RESP	RF	CONC	RESP	RF
ethane	0.100	22904.0000	229000	1.00	136942.000	136900	10.0	1240863.00	124100
ethene	0.100	25615.0000	256100	1.00	134565.000	134600	10.0	1208632.00	120900
methane	0.100	21538.0000	215400	1.00	77578.0000	77580	10.0	665937.000	66590

KEMRON FORMS - Modified 10/13/2006
Version 1.6 PDF File ID: 656550
Report generated 12/26/2006 13:48

KEMRON Environmental Services

INITIAL CALIBRATION DATA

00047626

Login Number: L0612460

Analytical Method: RSK175

Instrument ID: HP16

Initial Calibration Date: 27-SEP-06 15:29

Column ID: F

Analyte	WG223500-04			WG223500-05			WG223500-06		
	CONC	RESP	RF	CONC	RESP	RF	CONC	RESP	RF
ethane	20.0	2581706.00	129100	50.0	6486536.00	129700	100	13114659.0	131100
ethene	20.0	2544143.00	127200	50.0	6441905.00	128800	100	12874408.0	128700
methane	20.0	1376031.00	68800	50.0	3424931.00	68500	100	6927945.00	69280

KEMRON FORMS - Modified 10/13/2006
Version 1.6 PDF File ID: 656550
Report generated 12/26/2006 13:48

KEMRON Environmental Services

INITIAL CALIBRATION DATA

00047627

Login Number: L0612460

Analytical Method: RSK175

Instrument ID: HP16

Initial Calibration Date: 27-SEP-06 15:29

Column ID: F

Analyte	WG223500-07			WG223500-08		
	CONC	RESP	RF	CONC	RESP	RF
ethane	200	27423411.0	137100	300	41100017.0	137000
ethene	200	27055714.0	135300	300	40485879.0	135000
methane	200	14533928.0	72670	300	21776507.0	72590

KEMRON FORMS - Modified 10/13/2006
Version 1.6 PDF File ID: 656550
Report generated 12/26/2006 13:48

KEMRON Environmental Services

ALTERNATE SOURCE CALIBRATION REPORT

00047628

Login Number: L0612460 Run Date: 09/27/2006 Sample ID: WG223500-09

Instrument ID: HP16 Run Time: 15:43 Method: RSK175

File ID: 16G4204 Analyst: JLS

ICal Workgroup: WG223500 Cal ID: HP16 - 27-SEP-06

Analyte		Expected	Found	Units	RF	%D	UCL	Q
methane		85.6	77.3	ug/L	65300	9.70	30	
ethene		150	135	ug/L	122000	9.60	30	
ethane		160	145	ug/L	123000	9.70	30	

* Exceeds %D Limit

KEMRON FORMS - Modified 11/21/2006
Version 1.5 PDF File ID: 656552
Report generated 12/26/2006 13:49

KEMRON Environmental Services

CONTINUING CALIBRATION VERIFICATION (CCV)

00047629

Login Number: L0612460 Run Date: 12/19/2006 Sample ID: WG229897-04
Instrument ID: HP16 Run Time: 17:17 Method: RSK175
File ID: 16G5645 Analyst: JLS
Workgroup (AAB#): WG229899 Cal ID: HP16 - 27-SEP-06

Analyte		Expected	Found	UNITS	RF	%D	UCL	Q
methane		85.6	78.4	ug/L	66200	8.40	25	
ethene		150	135	ug/L	122000	9.60	25	
ethane		160	146	ug/L	124000	9.10	25	

* Exceeds %D Criteria

KEMRON FORMS - Modified 12/11/2006
Version 1.3 PDF File ID: 656551
Report generated 12/26/2006 13:48

KEMRON Environmental Services

CONTINUING CALIBRATION VERIFICATION (CCV)

00047630

Login Number: L0612460 Run Date: 12/19/2006 Sample ID: WG229897-05

Instrument ID: HP16 Run Time: 19:51 Method: RSK175

File ID: 16G5656 Analyst: JLS

Workgroup (AAB#): WG229899 Cal ID: HP16 - 27-SEP-06

Analyte		Expected	Found	UNITS	RF	%D	UCL	Q
methane		85.6	76.5	ug/L	64600	10.7	25	
ethene		150	131	ug/L	118000	12.5	25	
ethane		160	141	ug/L	120000	11.8	25	

* Exceeds %D Criteria

KEMRON FORMS - Modified 12/11/2006
Version 1.3 PDF File ID: 656551
Report generated 12/26/2006 13:48

KEMRON Environmental Services

CONTINUING CALIBRATION VERIFICATION (CCV)

00047631

Login Number: L0612460 Run Date: 12/19/2006 Sample ID: WG229897-06

Instrument ID: HP16 Run Time: 22:25 Method: RSK175

File ID: 16G5667 Analyst: JLS

Workgroup (AAB#): WG229899 Cal ID: HP16 - 27-SEP-06

Analyte		Expected	Found	UNITS	RF	%D	UCL	Q
methane		85.6	72.6	ug/L	61300	15.2	25	
ethene		150	123	ug/L	111000	17.7	25	
ethane		160	133	ug/L	113000	17.3	25	

* Exceeds %D Criteria

KEMRON FORMS - Modified 12/11/2006
Version 1.3 PDF File ID: 656551
Report generated 12/26/2006 13:48

KEMRON Environmental Services

CONTINUING CALIBRATION VERIFICATION (CCV)

00047632

Login Number: L0612460 Run Date: 12/20/2006 Sample ID: WG230007-01

Instrument ID: HP16 Run Time: 11:27 Method: RSK175

File ID: 16G5670 Analyst: JLS

Workgroup (AAB#): WG230008 Cal ID: HP16 - 27-SEP-06

Analyte		Expected	Found	UNITS	RF	%D	UCL	Q
methane		85.6	82.2	ug/L	69400	4.00	25	
ethene		150	144	ug/L	129000	3.90	25	
ethane		160	156	ug/L	132000	3.10	25	

* Exceeds %D Criteria

KEMRON FORMS - Modified 12/11/2006
Version 1.3 PDF File ID: 656551
Report generated 12/26/2006 13:48

KEMRON Environmental Services

CONTINUING CALIBRATION VERIFICATION (CCV)

00047633

Login Number: L0612460 Run Date: 12/20/2006 Sample ID: WG230007-02
Instrument ID: HP16 Run Time: 15:08 Method: RSK175
File ID: 16G5678 Analyst: JLS
Workgroup (AAB#): WG230008 Cal ID: HP16 - 27-SEP-06

Analyte		Expected	Found	UNITS	RF	%D	UCL	Q
methane		85.6	88.0	ug/L	74300	2.80	25	
ethene		150	157	ug/L	141000	4.80	25	
ethane		160	167	ug/L	142000	4.20	25	

* Exceeds %D Criteria

KEMRON FORMS - Modified 12/11/2006
Version 1.3 PDF File ID: 656551
Report generated 12/26/2006 13:48

KEMRON Environmental Services

CONTINUING CALIBRATION VERIFICATION (CCV)

00047634

Login Number: L0612460 Run Date: 12/20/2006 Sample ID: WG230007-03

Instrument ID: HP16 Run Time: 18:32 Method: RSK175

File ID: 16G5689 Analyst: JLS

Workgroup (AAB#): WG230008 Cal ID: HP16 - 27-SEP-06

Analyte		Expected	Found	UNITS	RF	%D	UCL	Q
methane		85.6	78.6	ug/L	66400	8.20	25	
ethene		150	137	ug/L	123000	8.30	25	
ethane		160	147	ug/L	125000	8.20	25	

* Exceeds %D Criteria

KEMRON FORMS - Modified 12/11/2006
Version 1.3 PDF File ID: 656551
Report generated 12/26/2006 13:48

Inorganic QA/QC

KEMRON Environmental Services
Data Checklist

00047636

Date: 08-DEC-2006
Analyst: JWR
Analyst: NA
Method: 300/9056
Instrument: IC2
Curve Workgroup: WG229106
Runlog ID: 13746
Analytical Workgroups:

System Performance Check	
Eluent check	
Initial Calibration	X
Average RF	
Linear Reg or Higher Order Curve	12/08/06
Alt Source Check	12/08/06
Continuing Calibration	
Continuing Calibration	
Client Specific Requirements	
Blanks	
Quant Report / Chromatogram	
Spike Compounds	
MS/MSD	
Excel Spreadsheet	
Samples	
TCL Hits	
Manual Integrations	X
Data Package	
Level 2	
Level 3	
Level 4	
Primary Reviewer	JWR
Secondary Reviewer	MDC
Check for compliance with method and project specific requirements	X
Check the completeness of reported information	X
Check the information for the report narrative	X
Check the resonableness of the results	X
Comments:	
Ran Curve and Alternate Source only for DX-320.	

Primary Reviewer:
13-DEC-2006

John Richards

Secondary Reviewer:
14-DEC-2006

Michael Cochran

Generated: DEC-14-2006 20:13:47

KEMRON Environmental Services
Data Checklist

00047637

Date: 19-DEC-2006
Analyst: JWR
Analyst: NA
Method: 300
Instrument: IC2
Curve Workgroup: WG229106
Runlog ID: 13945
Analytical Workgroups: WG230037

System Performance Check	
Eluent check	X
Initial Calibration	
Average RF	
Linear Reg or Higher Order Curve	12/08/06
Alt Source Check	12/08/06
Continuing Calibration	
Continuing Calibration	X
Client Specific Requirements	X
Blanks	
Quant Report / Chromatogram	X
Spike Compounds	X
MS/MSD	X
Excel Spreadsheet	X
Samples	
TCL Hits	X
Manual Integrations	X
Data Package	
Level 2	
Level 3	L0612458, 459, 460
Level 4	L0612471
Primary Reviewer	JWR
Secondary Reviewer	MDC
Check for compliance with method and project specific requirements	X
Check the completeness of reported information	X
Check the information for the report narrative	X
Check the resonableness of the results	X
Comments: L0612458, 459, 460	LAB DUE 12/29/06
L0612471	LAB DUE 01/02/07
Samples L0612458 (1-3) and L0612460-04 were analyzed outside of their 48 hour	
analytical hold time for NO2 and NO3. These samples were received on the second	
and third days after collection.	
All samples from workorders L0612459 & 460 were analyzed for NO2 at a dilution	
due to the level of Cl in the samples when analyzed neat. The Cl levels in these	
samples created peaks of a magnitude in size that "covered up" any NO2 peak near	
its RL. Dilutions were performed on these samples in order to reduce their Cl peak	
interference near the NO2 retention time window.	
Sample L0612458-01 had an extremely muddy matrix. This sample was centrifuged,	
filtered through 0.45 um syringe filters, and diluted after filtration in order to	
reduce its matrix turbidity to an acceptable level for injection into the IC.	
Samples L0612471-02, 04 were only analyzed at dilutions due to the extremely	
high levels of SO4 indicated by their pre-run screen results.	
The MS/MSD associated with this analytical batch had % Rec's for Cl and SO4	
below the advisory limit. The parent sample chosen for the MS/MSD had Cl and SO4	
results greater than their respective calibration ranges.	

Primary Reviewer:
27-DEC-2006
John Richards

Secondary Reviewer:
29-DEC-2006
Michael Cadwell

Generated: DEC-29-2006 11:45:27

KEMRON Environmental Services
HOLDING TIMES
EQUIVALENT TO AFCEE FORM 9

00047638

Analytical Method: 300.0 AAB#: WG230037
Login Number: L0612460

Client ID	Date Collected	Date Received	Date Extracted	Max Hold Time Ext.	Time Held Ext.	Date Analyzed	Max Hold Time Anal	Time Held Anal.	Q
67WW03	12/18/06	12/19/06	12/19/06	2	0.952	12/19/06	2	0.952	
67WW02	12/18/06	12/19/06	12/19/06	2	1.15	12/19/06	2	1.15	
67WW01	12/18/06	12/19/06	12/19/06	2	1.13	12/19/06	2	1.13	
67WW07	12/18/06	12/19/06	12/19/06	2	1.38	12/19/06	2	1.38	
67WW01	12/18/06	12/19/06	12/19/06	2	1.14	12/19/06	2	1.14	
67WW06	12/18/06	12/19/06	12/19/06	2	1.08	12/19/06	2	1.08	
67WW03	12/18/06	12/19/06	12/19/06	2	1.22	12/19/06	2	1.22	
67WW05	12/17/06	12/19/06	12/19/06	2	2.37	12/19/06	2	2.37	*ANAL
67WW03	12/18/06	12/19/06	12/20/06	2	1.87	12/20/06	2	1.87	
67WW02	12/18/06	12/19/06	12/19/06	2	1.41	12/19/06	2	1.41	
67WW05	12/17/06	12/19/06	12/19/06	2	2.39	12/19/06	2	2.39	*ANAL
67WW07	12/18/06	12/19/06	12/20/06	2	1.99	12/20/06	2	1.99	
67WW01	12/18/06	12/19/06	12/19/06	2	0.910	12/19/06	2	0.910	
67WW02	12/18/06	12/19/06	12/19/06	2	1.40	12/19/06	2	1.40	
67WW05	12/17/06	12/19/06	12/19/06	2	2.10	12/19/06	2	2.10	*ANAL
67WW06	12/18/06	12/19/06	12/19/06	2	1.37	12/19/06	2	1.37	
67WW07	12/18/06	12/19/06	12/19/06	2	1.08	12/19/06	2	1.08	
67WW06	12/18/06	12/19/06	12/20/06	2	1.99	12/20/06	2	1.99	

* EXT = SEE PROJECT QAPP REQUIREMENTS
*ANAL = SEE PROJECT QAPP REQUIREMENTS

KEMRON FORMS - Modified 11/20/2006
Version 1.5 PDF File ID: 658632
Report generated 12/27/2006 18:53

KEMRON Environmental Services

METHOD BLANK SUMMARY 00047639

Login Number: L0612460
Blank File ID: I2121906.13
Prep Date: 12/19/06 10:09
Analyzed Date: 12/19/06 10:09
Analyst: JWR

Work Group: WG230037
Blank Sample ID: WG230037-01
Instrument ID: IC2
Method: 300.0

This Method Blank Applies To The Following Samples:

Client ID	Lab Sample ID	Lab File ID	Time Analyzed	TAG
LCS	WG230037-02	I2121906.14	12/19/06 10:26	01
67WW01	L0612460-01	I2121906.15	12/19/06 11:46	01
67WW02	L0612460-02	I2121906.16	12/19/06 12:04	01
67WW03	L0612460-03	I2121906.17	12/19/06 12:21	01
67WW05	L0612460-04	I2121906.18	12/19/06 12:39	01
67WW06	L0612460-05	I2121906.19	12/19/06 12:56	01
67WW07	L0612460-06	I2121906.20	12/19/06 13:13	01
DUP	WG230037-04	I2121906.26	12/19/06 14:58	01
67WW01	L0612460-01	I2121906.33	12/19/06 17:00	DL01
67WW01	L0612460-01	I2121906.34	12/19/06 17:17	DL02
67WW02	L0612460-02	I2121906.37	12/19/06 18:09	DL01
67WW02	L0612460-02	I2121906.38	12/19/06 18:27	DL02
67WW03	L0612460-03	I2121906.39	12/19/06 18:44	DL01
67WW05	L0612460-04	I2121906.41	12/19/06 19:19	DL01
67WW05	L0612460-04	I2121906.42	12/19/06 19:36	DL02
67WW06	L0612460-05	I2121906.43	12/19/06 19:54	DL01
67WW07	L0612460-06	I2121906.45	12/19/06 20:28	DL01
DUP	WG230037-08	I2121906.52	12/19/06 22:30	DL01
67WW03	L0612460-03	I2121906.63	12/20/06 10:25	DL02
67WW06	L0612460-05	I2121906.64	12/20/06 10:42	DL02
67WW07	L0612460-06	I2121906.65	12/20/06 11:00	DL02

KEMRON Environmental Services

METHOD BLANK REPORT

00047640

Login Number: L0612460 Prep Date: 12/19/06 10:09 Sample ID: WG230037-01
Instrument ID: IC2 Run Date: 12/19/06 10:09 Prep Method: 300.0
File ID: I2121906.13 Analyst: JWR Method: 300.0
Workgroup (AAB#): WG230037 Matrix: Water Units: mg/L
Contract #: DACA56-94-D-0020 Cal ID: IC2-08-DEC-06

Analytes	SQL	PQL	Concentration	Dilution	Qualifier
Chloride	0.100	0.200	0.100	1	U
Nitrate	0.100	0.600	0.100	1	U
Nitrite	0.100	0.400	0.100	1	U
Sulfate	0.500	1.00	0.500	1	U

MDL Method Detection Limit
RL Reporting/quantitation Limit

* Analyte concentration > RL

KEMRON FORMS - Modified 12/07/2006
Version 1.5 PDF File ID: 658634
Report generated 12/27/2006 18:53

KEMRON Environmental Services

LABORATORY CONTROL SAMPLE (LCS)

00047641

Login Number: L0612460 Run Date: 12/19/2006 Sample ID: WG230037-02
Instrument ID: IC2 Run Time: 10:26 Prep Method: 300.0
File ID: I2121906.14 Analyst: JWR Method: 300.0
Workgroup (AAB#): WG230037 Matrix: Water Units: mg/L
Contract #: DACA56-94-D-0020 Cal ID: IC2-08-DEC-06

Analytes	Expected	Found	% Rec	LCS Limits	Q
Chloride	6.00	5.96	99.4	90 - 110	
Nitrate	4.07	4.04	99.4	90 - 110	
Nitrite	3.65	3.74	102	90 - 110	
Sulfate	30.0	30.5	102	90 - 110	

KEMRON FORMS - Modified 12/15/2006
Version 1.5 PDF File ID: 658635
Report generated 12/27/2006 18:53

KEMRON Environmental Services

CONTINUING CALIBRATION BLANK (CCB)

00047642

Login Number: L0612460 Run Date: 12/19/2006 Sample ID: WG230040-02
Instrument ID: IC2 Run Time: 09:52 Method: 300.0
File ID: I2121906.12 Analyst: JWR Units: mg/L
Workgroup (AAB#): WG230037 Cal ID: IC2 - 08-DEC-06

Analytes	MDL	RDL	Concentration	Dilution	Qualifier
Cl	0.100	0.200	0		U
NO3-N	0.100	0.600	0		U
NO2-N	0.100	0.400	0		U
SO4	0.500	1.00	0.338	1	U

U = Result is less than MDL
F = Result is between MDL and RL
* = Result is above RL

KEMRON FORMS - Modified 09/27/2006
Version 2.0 PDF File ID: 658637
Report generated 12/27/2006 18:53

KEMRON Environmental Services

CONTINUING CALIBRATION BLANK (CCB)

00047643

Login Number: L0612460 Run Date: 12/19/2006 Sample ID: WG230040-04
Instrument ID: IC2 Run Time: 14:23 Method: 300.0
File ID: I2121906.24 Analyst: JWR Units: mg/L
Workgroup (AAB#): WG230037 Cal ID: IC2 - 08-DEC-06

Analytes	MDL	RDL	Concentration	Dilution	Qualifier
Cl	0.100	0.200	0		U
NO3-N	0.100	0.600	0		U
NO2-N	0.100	0.400	0		U
SO4	0.500	1.00	0		U

U = Result is less than MDL
F = Result is between MDL and RL
* = Result is above RL

KEMRON FORMS - Modified 09/27/2006
Version 2.0 PDF File ID: 658637
Report generated 12/27/2006 18:53

KEMRON Environmental Services

CONTINUING CALIBRATION BLANK (CCB)

00047644

Login Number: L0612460 Run Date: 12/19/2006 Sample ID: WG230040-06
Instrument ID: IC2 Run Time: 17:52 Method: 300.0
File ID: I2121906.36 Analyst: JWR Units: mg/L
Workgroup (AAB#): WG230037 Cal ID: IC2 - 08-DEC-06

Analytes	MDL	RDL	Concentration	Dilution	Qualifier
Cl	0.100	0.200	0		U
NO3-N	0.100	0.600	0		U
NO2-N	0.100	0.400	0		U
SO4	0.500	1.00	0		U

U = Result is less than MDL
F = Result is between MDL and RL
* = Result is above RL

KEMRON FORMS - Modified 09/27/2006
Version 2.0 PDF File ID: 658637
Report generated 12/27/2006 18:53

KEMRON Environmental Services

CONTINUING CALIBRATION BLANK (CCB)

00047645

Login Number: L0612460 Run Date: 12/19/2006 Sample ID: WG230040-08
Instrument ID: IC2 Run Time: 21:21 Method: 300.0
File ID: I2121906.48 Analyst: JWR Units: mg/L
Workgroup (AAB#): WG230037 Cal ID: IC2 - 08-DEC-06

Analytes	MDL	RDL	Concentration	Dilution	Qualifier
Cl	0.100	0.200	0		U
NO3-N	0.100	0.600	0		U
NO2-N	0.100	0.400	0		U
SO4	0.500	1.00	0		U

U = Result is less than MDL
F = Result is between MDL and RL
* = Result is above RL

KEMRON FORMS - Modified 09/27/2006
Version 2.0 PDF File ID: 658637
Report generated 12/27/2006 18:53

KEMRON Environmental Services

CONTINUING CALIBRATION BLANK (CCB)

00047646

Login Number: L0612460 Run Date: 12/20/2006 Sample ID: WG230040-10
Instrument ID: IC2 Run Time: 00:32 Method: 300.0
File ID: I2121906.59 Analyst: JWR Units: mg/L
Workgroup (AAB#): WG230037 Cal ID: IC2 - 08-DEC-06

Analytes	MDL	RDL	Concentration	Dilution	Qualifier
Cl	0.100	0.200	0		U
NO3-N	0.100	0.600	0		U
NO2-N	0.100	0.400	0		U
SO4	0.500	1.00	0		U

U = Result is less than MDL
F = Result is between MDL and RL
* = Result is above RL

KEMRON FORMS - Modified 09/27/2006
Version 2.0 PDF File ID: 658637
Report generated 12/27/2006 18:53

KEMRON Environmental Services

CONTINUING CALIBRATION BLANK (CCB)

00047647

Login Number: L0612460 Run Date: 12/20/2006 Sample ID: WG230040-12
Instrument ID: IC2 Run Time: 10:08 Method: 300.0
File ID: I2121906.62 Analyst: JWR Units: mg/L
Workgroup (AAB#): WG230037 Cal ID: IC2 - 08-DEC-06

Analytes	MDL	RDL	Concentration	Dilution	Qualifier
Cl	0.100	0.200	0		U
NO3-N	0.100	0.600	0		U
NO2-N	0.100	0.400	0		U
SO4	0.500	1.00	0		U

U = Result is less than MDL
F = Result is between MDL and RL
* = Result is above RL

KEMRON FORMS - Modified 09/27/2006
Version 2.0 PDF File ID: 658637
Report generated 12/27/2006 18:53

KEMRON Environmental Services

CONTINUING CALIBRATION BLANK (CCB)

00047648

Login Number: L0612460 Run Date: 12/20/2006 Sample ID: WG230040-14
Instrument ID: IC2 Run Time: 11:35 Method: 300.0
File ID: I2121906.67 Analyst: JWR Units: mg/L
Workgroup (AAB#): WG230037 Cal ID: IC2 - 08-DEC-06

Analytes	MDL	RDL	Concentration	Dilution	Qualifier
Cl	0.100	0.200	0		U
NO3-N	0.100	0.600	0		U
NO2-N	0.100	0.400	0		U
SO4	0.500	1.00	0		U

U = Result is less than MDL
F = Result is between MDL and RL
* = Result is above RL

KEMRON FORMS - Modified 09/27/2006
Version 2.0 PDF File ID: 658637
Report generated 12/27/2006 18:53

KEMRON Environmental Services

CONTINUING CALIBRATION VERIFICATION (CCV)

00047649

Login Number: L0612460 Run Date: 12/19/2006 Sample ID: WG230040-01

Instrument ID: IC2 Run Time: 09:34 Method: 300.0

File ID: I2121906.11 Analyst: JWR

Workgroup (AAB#): WG230037 Cal ID: IC2 - 08-DEC-06

Analyte		Expected	Found	UNITS	RF	%D	UCL	Q
Chloride		6.00	5.94	mg/L	8.12	1.10	15	
Nitrate		4.07	4.02	mg/L	3.38	1.10	15	
Nitrite		3.65	3.72	mg/L	3.74	1.90	15	
Sulfate		30.0	30.2	mg/L	10.5	0.800	15	

* Exceeds %D Criteria

KEMRON FORMS - Modified 12/11/2006
Version 1.3 PDF File ID: 658636
Report generated 12/27/2006 18:53

KEMRON Environmental Services

CONTINUING CALIBRATION VERIFICATION (CCV)

00047650

Login Number: L0612460 Run Date: 12/19/2006 Sample ID: WG230040-03

Instrument ID: IC2 Run Time: 14:06 Method: 300.0

File ID: I2121906.23 Analyst: JWR

Workgroup (AAB#): WG230037 Cal ID: IC2 - 08-DEC-06

Analyte		Expected	Found	UNITS	RF	%D	UCL	Q
Chloride		6.00	5.99	mg/L	8.04	0.200	15	
Nitrate		4.07	4.08	mg/L	3.33	0.400	15	
Nitrite		3.65	3.72	mg/L	3.74	1.80	15	
Sulfate		30.0	30.3	mg/L	10.4	0.900	15	

* Exceeds %D Criteria

KEMRON FORMS - Modified 12/11/2006
Version 1.3 PDF File ID: 658636
Report generated 12/27/2006 18:53

KEMRON Environmental Services

CONTINUING CALIBRATION VERIFICATION (CCV)

00047651

Login Number: L0612460 Run Date: 12/19/2006 Sample ID: WG230040-05

Instrument ID: IC2 Run Time: 17:34 Method: 300.0

File ID: I2121906.35 Analyst: JWR

Workgroup (AAB#): WG230037 Cal ID: IC2 - 08-DEC-06

Analyte		Expected	Found	UNITS	RF	%D	UCL	Q
Chloride		6.00	6.17	mg/L	7.80	2.80	15	
Nitrate		4.07	4.02	mg/L	3.39	1.30	15	
Nitrite		3.65	3.75	mg/L	3.71	2.70	15	
Sulfate		30.0	30.8	mg/L	10.3	2.70	15	

* Exceeds %D Criteria

KEMRON FORMS - Modified 12/11/2006
Version 1.3 PDF File ID: 658636
Report generated 12/27/2006 18:53

KEMRON Environmental Services

CONTINUING CALIBRATION VERIFICATION (CCV)

00047652

Login Number: L0612460 Run Date: 12/19/2006 Sample ID: WG230040-07

Instrument ID: IC2 Run Time: 21:03 Method: 300.0

File ID: I2121906.47 Analyst: JWR

Workgroup (AAB#): WG230037 Cal ID: IC2 - 08-DEC-06

Analyte		Expected	Found	UNITS	RF	%D	UCL	Q
Chloride		6.00	6.07	mg/L	7.93	1.20	15	
Nitrate		4.07	4.07	mg/L	3.34	0.100	15	
Nitrite		3.65	3.81	mg/L	3.65	4.20	15	
Sulfate		30.0	30.6	mg/L	10.3	2.10	15	

* Exceeds %D Criteria

KEMRON FORMS - Modified 12/11/2006
Version 1.3 PDF File ID: 658636
Report generated 12/27/2006 18:53

KEMRON Environmental Services

CONTINUING CALIBRATION VERIFICATION (CCV)

00047653

Login Number: L0612460 Run Date: 12/20/2006 Sample ID: WG230040-09
Instrument ID: IC2 Run Time: 00:15 Method: 300.0
File ID: I2121906.58 Analyst: JWR
Workgroup (AAB#): WG230037 Cal ID: IC2 - 08-DEC-06

Analyte		Expected	Found	UNITS	RF	%D	UCL	Q
Chloride		6.00	6.07	mg/L	7.94	1.20	15	
Nitrate		4.07	4.00	mg/L	3.40	1.60	15	
Nitrite		3.65	3.76	mg/L	3.70	2.90	15	
Sulfate		30.0	30.9	mg/L	10.2	2.90	15	

* Exceeds %D Criteria

KEMRON FORMS - Modified 12/11/2006
Version 1.3 PDF File ID: 658636
Report generated 12/27/2006 18:53

KEMRON Environmental Services

CONTINUING CALIBRATION VERIFICATION (CCV)

00047654

Login Number: L0612460 Run Date: 12/20/2006 Sample ID: WG230040-11

Instrument ID: IC2 Run Time: 09:50 Method: 300.0

File ID: I2121906.61 Analyst: JWR

Workgroup (AAB#): WG230037 Cal ID: IC2 - 08-DEC-06

Analyte		Expected	Found	UNITS	RF	%D	UCL	Q
Chloride		6.00	6.04	mg/L	7.97	0.700	15	
Nitrate		4.07	4.07	mg/L	3.34	0.200	15	
Nitrite		3.65	3.76	mg/L	3.70	2.90	15	
Sulfate		30.0	30.5	mg/L	10.4	1.80	15	

* Exceeds %D Criteria

KEMRON FORMS - Modified 12/11/2006
Version 1.3 PDF File ID: 658636
Report generated 12/27/2006 18:53

KEMRON Environmental Services

CONTINUING CALIBRATION VERIFICATION (CCV)

00047655

Login Number: L0612460 Run Date: 12/20/2006 Sample ID: WG230040-13

Instrument ID: IC2 Run Time: 11:17 Method: 300.0

File ID: I2121906.66 Analyst: JWR

Workgroup (AAB#): WG230037 Cal ID: IC2 - 08-DEC-06

Analyte		Expected	Found	UNITS	RF	%D	UCL	Q
Chloride		6.00	6.05	mg/L	7.96	0.800	15	
Nitrate		4.07	4.17	mg/L	3.26	2.50	15	
Nitrite		3.65	3.79	mg/L	3.67	3.80	15	
Sulfate		30.0	30.4	mg/L	10.4	1.40	15	

* Exceeds %D Criteria

KEMRON FORMS - Modified 12/11/2006
Version 1.3 PDF File ID: 658636
Report generated 12/27/2006 18:53

KEMRON Environmental Services
Data Checklist

00047656

Date: 21-DEC-2006
Analyst: DIH
Analyst: NA
Method: TOC
Instrument: TOC
Curve Workgroup: NA
Runlog ID:
Analytical Workgroups: WG230051 WG230052

Calibration/Linearity	1/12/06
Second Source Check	X
ICV/CCV (std)	X
ICB/CCB	X
Blank	X
LCS/LCS Dup	X
MS/MSD	X
Duplicate	X
Upload Results	X
Client Forms	X
QC Violation Sheet	X
Case Narratives	X
Signed Raw Data	X
STD/LCS on benchsheet	X
Check for compliance with method and project specific requirements	X
Check the completeness of reported information	X
Check the information for the report narrative	X
Primary Reviewer	DIH
Secondary Reviewer	
Comments	

Primary Reviewer:
26-DEC-2006

Secondary Reviewer:

Generated: DEC-26-2006 16:42:26

KEMRON Environmental Services
HOLDING TIMES
EQUIVALENT TO AFCEE FORM 9

00047657

Analytical Method: 415.1 AAB#: WG230052
Login Number: L0612460

Client ID	Date Collected	Date Received	Date Extracted	Max Hold Time Ext.	Time Held Ext.	Date Analyzed	Max Hold Time Anal	Time Held Anal.	Q
67WW02	12/18/06	12/19/06	12/22/06	28	3.67	12/22/06	28	3.67	
67WW01	12/18/06	12/19/06	12/21/06	28	3.42	12/21/06	28	3.42	
67WW06	12/18/06	12/19/06	12/22/06	28	3.60	12/22/06	28	3.60	
67WW03	12/18/06	12/19/06	12/22/06	28	3.48	12/22/06	28	3.48	
67WW07	12/18/06	12/19/06	12/22/06	28	3.60	12/22/06	28	3.60	
67WW05	12/17/06	12/19/06	12/22/06	28	4.62	12/22/06	28	4.62	

* EXT = SEE PROJECT QAPP REQUIREMENTS
*ANAL = SEE PROJECT QAPP REQUIREMENTS

KEMRON FORMS - Modified 11/20/2006
Version 1.5 PDF File ID: 657019
Report generated 12/26/2006 16:48

KEMRON Environmental Services

METHOD BLANK SUMMARY 00047658

Login Number: L0612460
Blank File ID: TC12-21-2006.31
Prep Date: 12/21/06 19:47
Analyzed Date: 12/21/06 19:47
Analyst: DIH

Work Group: WG230052
Blank Sample ID: WG230052-01
Instrument ID: TOC-VWP
Method: 415.1

This Method Blank Applies To The Following Samples:

Client ID	Lab Sample ID	Lab File ID	Time Analyzed	TAG
LCS	WG230052-02	TC12-21-2006.32	12/21/06 20:01	01
LCS2	WG230052-03	TC12-21-2006.33	12/21/06 20:14	01
67WW01	L0612460-01	TC12-21-2006.48	12/21/06 23:59	01
67WW01	L0612460-01	TC12-21-2006.48	12/21/06 23:59	01
67WW02	L0612460-02	TC12-21-2006.51	12/22/06 00:40	01
67WW02	L0612460-02	TC12-21-2006.51	12/22/06 00:40	01
67WW03	L0612460-03	TC12-21-2006.52	12/22/06 00:56	01
67WW03	L0612460-03	TC12-21-2006.52	12/22/06 00:56	01
67WW05	L0612460-04	TC12-21-2006.53	12/22/06 01:12	01
67WW05	L0612460-04	TC12-21-2006.53	12/22/06 01:12	01
67WW06	L0612460-05	TC12-21-2006.54	12/22/06 01:27	01
67WW06	L0612460-05	TC12-21-2006.54	12/22/06 01:27	01
67WW07	L0612460-06	TC12-21-2006.55	12/22/06 01:43	01
67WW07	L0612460-06	TC12-21-2006.55	12/22/06 01:43	01

KEMRON Environmental Services

METHOD BLANK REPORT

00047659

Login Number: L0612460 Prep Date: 12/21/06 19:47 Sample ID: WG230052-01
Instrument ID: TOC-VWP Run Date: 12/21/06 19:47 Prep Method: 415.1
File ID: TC12-21-2006.31 Analyst: DIH Method: 415.1
Workgroup (AAB#): WG230052 Matrix: Water Units: mg/L
Contract #: DACA56-94-D-0020 Cal ID: TOC-VW-12-JAN-06

Analytes	SQL	PQL	Concentration	Dilution	Qualifier
Total Organic Carbon	0.500	1.00	0.500	1	U

MDL Method Detection Limit
RL Reporting/quantitation Limit

* Analyte concentration > RL

KEMRON FORMS - Modified 12/07/2006
Version 1.5 PDF File ID: 657021
Report generated 12/26/2006 16:48

KEMRON Environmental Services

LABORATORY CONTROL SAMPLE (LCS)

00047660

Login Number: L0612460 Analyst: DIH Prep Method: 415.1
Instrument ID: TOC-VWP Matrix: Water Method: 415.1
Workgroup (AAB#): WG230052 Units: mg/L
Sample ID: WG230052-02 LCS File ID: TC12-21-2006.32 Run Date: 12/21/2006 20:01
Sample ID: WG230052-03 LCS2 File ID: TC12-21-2006.33 Run Date: 12/21/2006 20:14

Analytes	LCS			LCS2			%RPD	%Rec Limits	RPD Lmt	Q
	Known	Found	% REC	Known	Found	% REC				
Total Organic Carbon	25.0	25.3	101	25.0	25.2	101	0.356	85 - 115	15	

KEMRON FORMS - Modified 07/13/2006
Version 1.5 PDF File ID: 657022
Report generated 12/26/2006 16:48

00047661

2 Coolers

5251

Shaw® Shaw Environmental, Inc.

3010 Briarpark Drive, Suite 4N
Houston, TX 77042 (713) 996-4400

CHAIN-OF-CUSTODY

No. 10483

Laboratory Name: Kemron Address: 156 Starlite Dr. Marietta, Ohio 45750 Contact: Stephanie Mossburg (740) 373-4071

Project Name: Longhorn AAP Project Location: Karnack, Tx

Project No.: 84571H.04830101 Project Contact: Allen Willmore Project Telephone No.: (713) 247-9292

Point of contact: Diane Meyer Telephone No. (713) 996-4468 Project Manager/Supervisor: Praveen Srivastav

Analysis and Method Desired (Indicate separate containers)

Item No.	Sample Number	Date	Time	Comp	Grab	Matrix	Sample Description, Location	Number of Containers	VOC 8260	D-Gases	TOC	Anions				Remarks
1	67WW01	12/18	1355		✓	W	67WW01	8	3	3	1	1				
2	67WW02	12/18	0830		✓	W	67WW02	8	3	3	1	1				~~Not Sent~~ SKM
3	67WW03	12/18	1330		✓	W	67WW03	8	3	3	1	1				
4	~~67WW04~~					~~W~~	~~67WW 04~~	~~8~~	~~3~~	~~3~~	~~1~~	~~1~~				Not Sampled Dry
5	67WW05	12/18/06	1020 ~~0940~~	SKM	✓	W	67WW 05	8	3	3	1	1				
6	67WW06	12/18	1100		✓	W	67WW 06	8	3	3	1	1				
7	67WW07	12/18	1115		✓	W	67WW 07	8	3	3	1	1				
8																
9																
10																

Transfers Relinquished By (Signature)	Date/Time	Transfers Accepted By (Signature)	Date/Time
[signature]	1615 12-18-06	UPS	12-18-06 1615
		Laboratory Brenda Gregory	12-19-06 0945

Special Instructions: UPS

~~FedEx Airbill No.:~~ 12 401 663 7 2 1 9 0 5 7 1 4

Sampler's Signature: [signature]

clc dated
Seals intact
Cooler temps 3/3 6.9

TAT: ____ Standard ____ Rush Due: ___ Seals Intact? ____ Y ____ N Received Good Condition ____ Y ____ N ____ Cold

White - Lab Copy Canary - Field Copy Pink - File Copy

B2705
00047662

SAMPLE RECEIPT FORM

156 STARLITE DRIVE
MARIETTA, OH
45750
(740) 373-4071

Date: 12-19-06 Client: Shaw E&I

Shipped By: ( ) Fed-Ex (✓) UPS ( ) DHL ( ) KEMRON ( ) Client ( ) Other 0945

Opened By: JBA

Logged By: _____ Login # L06_____

IR Temp Gun: ( ) D (✓) G

COOLER INFORMATION

Number	Cooler ID	Temp °C	Airbill#	COC#	Other
1	467	3	1Z 401 663 22 1005 7123		EXPORT
2	654	3	1Z 401 663 22 1005 7114		EXPORT LWW03, LWW07, WWC2, WWW04, MW58
3					
4					
5					
6					

Were all coolers sealed?	(Y)	N	N/A
Were custody seals used on all coolers?	(Y)	N	N/A
Were custody seals intact?	(Y)	N	N/A
Was visible ice present?	(Y)	N	N/A
Were all coolers in the temperature range of 2-6C? (>6C*)	(Y)	N	N/A
Were the samples frozen?*	Y	(N)	N/A
Were COC papers provided?	(Y)	N	N/A
Were all sample containers intact?*	(Y)	N	N/A
Were all sample labels intact?	(Y)	N	N/A
Were all sample labels legible?*	(Y)	N	N/A
Did all sample labels match the COC?*	(Y)	N	N/A
Was the label information complete?*	(Y)	N	N/A
Were the correct containers used?*	(Y)	N	N/A
Were the correct preservatives added to water samples?*	(Y)	N	N/A
Was the pH tested on preserved water samples?	(Y)	N	N/A
Were pH ranges acceptable?*	(Y)	N	N/A
Was sufficient amount of sample provided?*	(Y)	N	N/A
Were bubbles present in VOA samples?*	Y	(N)	N/A
Were COC's signed and dated?	(Y)	N	N/A
Did samples arrive before hold time expired?*	(Y)	N	N/A
Are discrepancy forms attached?	(Y)	N	N/A

** Requires a discrepancy form*

CRF #1
Revised 8/22/03

Comments:_____

Kemron ENVIRONMENTAL SERVICES

CRF#4

Sample Discrepancy Form

Client: Shaw Project: LHAAP

Date Received: 12-19-06

_____ Cooler temperature > than 6 degrees Celsius

Reason _____

_____ Samples received not on chain of custody

_____ Samples on chain of custody not received

_____ Information on sample containers different from chain of custody

_____ Sample containers received broken, leaking or not sealed (List sample ID)

_____ pH out (List sample ID, which container, pH prior to adjusting, amount of acid, preservative)

_____ Insufficient sample volume

_____ Air bubbles present in VOA vials (List sample ID)

✓ Hold time expired (List sample ID)

300 Sampled 12/17/06

Service Representative:

Was client notified regarding information: **YES** **NO**

Name of Person contacted: _____ Company: _____

Service Representative: _____ Date: _____

Last Revised 08/22/03

KEMRON Environmental Services
Internal Chain of Custody Report

00047664

Login: L0612460
Account: 2773
Project: 2773.025
Samples: 6
Due Date: 29-DEC-2006

Samplenum	Container ID	Products
L0612460-01	307272	300

Bottle: 1

Seq.	Purpose	From	To	Date/Time	Accept	Relinquish
1	LOGIN			19-DEC-2006 10:45	BRG	
2	ANALYZ	L1	WET	19-DEC-2006 10:55	DSF	BRG
3	STORE	WET	A1	21-DEC-2006 09:41	JKT	DSF

Samplenum	Container ID	Products
L0612460-03	307281	826-SPE

Bottle: 1

Seq.	Purpose	From	To	Date/Time	Accept	Relinquish
1	LOGIN			19-DEC-2006 10:45	BRG	
2	ANALYZ	V1	ORG4	20-DEC-2006 10:48	FJB	JS

Bottle: 2

Seq.	Purpose	From	To	Date/Time	Accept	Relinquish
1	LOGIN			19-DEC-2006 10:45	BRG	
2	ANALYZ	V1	ORG4	20-DEC-2006 10:48	FJB	JS

Bottle: 3

Seq.	Purpose	From	To	Date/Time	Accept	Relinquish
1	LOGIN			19-DEC-2006 10:45	BRG	
2	ANALYZ	V1	ORG4	20-DEC-2006 10:48	FJB	JS

Samplenum	Container ID	Products
L0612460-06	307295	TOC TIC

Bottle: 1

Seq.	Purpose	From	To	Date/Time	Accept	Relinquish
1	LOGIN			19-DEC-2006 10:45	BRG	
2	ANALYZ	W1	WET	21-DEC-2006 06:59	DIH	BRG
3	STORE	WET	A1	26-DEC-2006 07:32	BRG	DIH

KEMRON Environmental Services
Internal Chain of Custody Report

00047665

Login: L0612460
Account: 2773
Project: 2773.025
Samples: 6
Due Date: 29-DEC-2006

Samplenum	Container ID	Products
L0612460-01	307274	RSK175

Bottle: 1

Seq.	Purpose	From	To	Date/Time	Accept	Relinquish
1	LOGIN			19-DEC-2006 10:45	BRG	
2	ANALYZ	V1	ORG4	19-DEC-2006 14:55	JLS	JS

Bottle: 2

Seq.	Purpose	From	To	Date/Time	Accept	Relinquish
1	LOGIN			19-DEC-2006 10:45	BRG	
2	ANALYZ	V1	ORG4	19-DEC-2006 14:55	JLS	JS

Bottle: 3

Seq.	Purpose	From	To	Date/Time	Accept	Relinquish
1	LOGIN			19-DEC-2006 10:45	BRG	
2	ANALYZ	V1	ORG4	19-DEC-2006 14:55	JLS	JS

Samplenum	Container ID	Products
L0612460-02	307279	TOC TIC

Bottle: 1

Seq.	Purpose	From	To	Date/Time	Accept	Relinquish
1	LOGIN			19-DEC-2006 10:45	BRG	
2	ANALYZ	W1	WET	21-DEC-2006 06:59	DIH	BRG
3	STORE	WET	A1	26-DEC-2006 07:32	BRG	DIH

Samplenum	Container ID	Products
L0612460-03	307283	TOC TIC

Bottle: 1

Seq.	Purpose	From	To	Date/Time	Accept	Relinquish
1	LOGIN			19-DEC-2006 10:45	BRG	
2	ANALYZ	W1	WET	21-DEC-2006 06:59	DIH	BRG
3	STORE	WET	A1	26-DEC-2006 07:32	BRG	DIH

Samplenum	Container ID	Products
L0612460-03	307280	300

Bottle: 1

Seq.	Purpose	From	To	Date/Time	Accept	Relinquish
1	LOGIN			19-DEC-2006 10:45	BRG	
2	ANALYZ	L1	WET	19-DEC-2006 10:55	DSF	BRG
3	STORE	WET	A1	21-DEC-2006 09:41	JKT	DSF

KEMRON Environmental Services
Internal Chain of Custody Report

00047666

Login: L0612460
Account: 2773
Project: 2773.025
Samples: 6
Due Date: 29-DEC-2006

Samplenum	Container ID	Products
L0612460-02	307276	300

Bottle: 1

Seq.	Purpose	From	To	Date/Time	Accept	Relinquish
1	LOGIN			19-DEC-2006 10:45	BRG	
2	ANALYZ	L1	WET	19-DEC-2006 10:55	DSF	BRG
3	STORE	WET	A1	21-DEC-2006 09:41	JKT	DSF

Samplenum	Container ID	Products
L0612460-05	307289	826-SPE

Bottle: 1

Seq.	Purpose	From	To	Date/Time	Accept	Relinquish
1	LOGIN			19-DEC-2006 10:45	BRG	
2	ANALYZ	V1	ORG4	20-DEC-2006 10:48	FJB	JS

Bottle: 2

Seq.	Purpose	From	To	Date/Time	Accept	Relinquish
1	LOGIN			19-DEC-2006 10:45	BRG	
2	ANALYZ	V1	ORG4	20-DEC-2006 10:48	FJB	JS

Bottle: 3

Seq.	Purpose	From	To	Date/Time	Accept	Relinquish
1	LOGIN			19-DEC-2006 10:45	BRG	
2	ANALYZ	V1	ORG4	20-DEC-2006 10:48	FJB	JS

Samplenum	Container ID	Products
L0612460-05	307290	RSK175

Bottle: 1

Seq.	Purpose	From	To	Date/Time	Accept	Relinquish
1	LOGIN			19-DEC-2006 10:45	BRG	
2	ANALYZ	V1	ORG4	19-DEC-2006 14:56	JLS	JS

Bottle: 2

Seq.	Purpose	From	To	Date/Time	Accept	Relinquish
1	LOGIN			19-DEC-2006 10:45	BRG	
2	ANALYZ	V1	ORG4	19-DEC-2006 14:56	JLS	JS

Bottle: 3

Seq.	Purpose	From	To	Date/Time	Accept	Relinquish
1	LOGIN			19-DEC-2006 10:45	BRG	
2	ANALYZ	V1	ORG4	19-DEC-2006 14:56	JLS	JS

KEMRON Environmental Services
Internal Chain of Custody Report

00047667

Login: L0612460
Account: 2773
Project: 2773.025
Samples: 6
Due Date: 29-DEC-2006

Samplenum	Container ID	Products
L0612460-05	307288	300

Bottle: 1

Seq.	Purpose	From	To	Date/Time	Accept	Relinquish
1	LOGIN			19-DEC-2006 10:45	BRG	
2	ANALYZ	L1	WET	19-DEC-2006 10:55	DSF	BRG
3	STORE	WET	A1	21-DEC-2006 09:40	JKT	DSF

Samplenum	Container ID	Products
L0612460-01	307273	826-SPE

Bottle: 1

Seq.	Purpose	From	To	Date/Time	Accept	Relinquish
1	LOGIN			19-DEC-2006 10:45	BRG	
2	ANALYZ	V1	ORG4	20-DEC-2006 10:47	FJB	JS

Bottle: 2

Seq.	Purpose	From	To	Date/Time	Accept	Relinquish
1	LOGIN			19-DEC-2006 10:45	BRG	
2	ANALYZ	V1	ORG4	20-DEC-2006 10:47	FJB	JS

Bottle: 3

Seq.	Purpose	From	To	Date/Time	Accept	Relinquish
1	LOGIN			19-DEC-2006 10:45	BRG	
2	ANALYZ	V1	ORG4	20-DEC-2006 10:48	FJB	JS

Samplenum	Container ID	Products
L0612460-05	307291	TOC TIC

Bottle: 1

Seq.	Purpose	From	To	Date/Time	Accept	Relinquish
1	LOGIN			19-DEC-2006 10:45	BRG	
2	ANALYZ	W1	WET	21-DEC-2006 06:59	DIH	BRG
3	STORE	WET	A1	26-DEC-2006 07:32	BRG	DIH

KEMRON Environmental Services
Internal Chain of Custody Report

00047668

Login: L0612460
Account: 2773
Project: 2773.025
Samples: 6
Due Date: 29-DEC-2006

Samplenum	Container ID	Products
L0612460-06	307293	826-SPE

Bottle: 1

Seq.	Purpose	From	To	Date/Time	Accept	Relinquish
1	LOGIN			19-DEC-2006 10:45	BRG	
2	ANALYZ	V1	ORG4	20-DEC-2006 10:48	FJB	JS

Bottle: 2

Seq.	Purpose	From	To	Date/Time	Accept	Relinquish
1	LOGIN			19-DEC-2006 10:45	BRG	
2	ANALYZ	V1	ORG4	20-DEC-2006 10:48	FJB	JS

Bottle: 3

Seq.	Purpose	From	To	Date/Time	Accept	Relinquish
1	LOGIN			19-DEC-2006 10:45	BRG	
2	ANALYZ	V1	ORG4	20-DEC-2006 10:48	FJB	JS

Samplenum	Container ID	Products
L0612460-04	307284	300

Bottle: 1

Seq.	Purpose	From	To	Date/Time	Accept	Relinquish
1	LOGIN			19-DEC-2006 10:45	BRG	
2	ANALYZ	L1	WET	19-DEC-2006 10:55	DSF	BRG
3	STORE	WET	A1	21-DEC-2006 09:41	JKT	DSF

Samplenum	Container ID	Products
L0612460-04	307285	826-SPE

Bottle: 1

Seq.	Purpose	From	To	Date/Time	Accept	Relinquish
1	LOGIN			19-DEC-2006 10:45	BRG	
2	ANALYZ	V1	ORG4	20-DEC-2006 10:48	FJB	JS

Bottle: 2

Seq.	Purpose	From	To	Date/Time	Accept	Relinquish
1	LOGIN			19-DEC-2006 10:45	BRG	
2	ANALYZ	V1	ORG4	20-DEC-2006 10:48	FJB	JS

Bottle: 3

Seq.	Purpose	From	To	Date/Time	Accept	Relinquish
1	LOGIN			19-DEC-2006 10:45	BRG	
2	ANALYZ	V1	ORG4	20-DEC-2006 10:48	FJB	JS

KEMRON Environmental Services
Internal Chain of Custody Report

00047669

Login: L0612460
Account: 2773
Project: 2773.025
Samples: 6
Due Date: 29-DEC-2006

Samplenum	Container ID	Products
L0612460-04	307286	RSK175

Bottle: 1

Seq.	Purpose	From	To	Date/Time	Accept	Relinquish
1	LOGIN			19-DEC-2006 10:45	BRG	
2	ANALYZ	V1	ORG4	19-DEC-2006 14:56	JLS	JS

Bottle: 2

Seq.	Purpose	From	To	Date/Time	Accept	Relinquish
1	LOGIN			19-DEC-2006 10:45	BRG	
2	ANALYZ	V1	ORG4	19-DEC-2006 14:56	JLS	JS

Bottle: 3

Seq.	Purpose	From	To	Date/Time	Accept	Relinquish
1	LOGIN			19-DEC-2006 10:45	BRG	
2	ANALYZ	V1	ORG4	19-DEC-2006 14:56	JLS	JS

Samplenum	Container ID	Products
L0612460-01	307275	TOC TIC

Bottle: 1

Seq.	Purpose	From	To	Date/Time	Accept	Relinquish
1	LOGIN			19-DEC-2006 10:45	BRG	
2	ANALYZ	W1	WET	21-DEC-2006 06:59	DIH	BRG
3	STORE	WET	A1	26-DEC-2006 07:32	BRG	DIH

Samplenum	Container ID	Products
L0612460-02	307277	826-SPE

Bottle: 1

Seq.	Purpose	From	To	Date/Time	Accept	Relinquish
1	LOGIN			19-DEC-2006 10:45	BRG	
2	ANALYZ	V1	ORG4	20-DEC-2006 10:48	FJB	JS

Bottle: 2

Seq.	Purpose	From	To	Date/Time	Accept	Relinquish
1	LOGIN			19-DEC-2006 10:45	BRG	
2	ANALYZ	V1	ORG4	20-DEC-2006 10:48	FJB	JS

Bottle: 3

Seq.	Purpose	From	To	Date/Time	Accept	Relinquish
1	LOGIN			19-DEC-2006 10:45	BRG	
2	ANALYZ	V1	ORG4	20-DEC-2006 10:48	FJB	JS

KEMRON Environmental Services
Internal Chain of Custody Report

00047670

Login: L0612460
Account: 2773
Project: 2773.025
Samples: 6
Due Date: 29-DEC-2006

Samplenum	Container ID	Products
L0612460-02	307278	RSK175

Bottle: 1

Seq.	Purpose	From	To	Date/Time	Accept	Relinquish
1	LOGIN			19-DEC-2006 10:45	BRG	
2	ANALYZ	V1	ORG4	19-DEC-2006 14:55	JLS	JS

Bottle: 2

Seq.	Purpose	From	To	Date/Time	Accept	Relinquish
1	LOGIN			19-DEC-2006 10:45	BRG	
2	ANALYZ	V1	ORG4	19-DEC-2006 14:55	JLS	JS

Bottle: 3

Seq.	Purpose	From	To	Date/Time	Accept	Relinquish
1	LOGIN			19-DEC-2006 10:45	BRG	
2	ANALYZ	V1	ORG4	19-DEC-2006 14:55	JLS	JS

Samplenum	Container ID	Products
L0612460-06	307294	RSK175

Bottle: 1

Seq.	Purpose	From	To	Date/Time	Accept	Relinquish
1	LOGIN			19-DEC-2006 10:45	BRG	
2	ANALYZ	V1	ORG4	19-DEC-2006 14:56	JLS	JS

Bottle: 2

Seq.	Purpose	From	To	Date/Time	Accept	Relinquish
1	LOGIN			19-DEC-2006 10:45	BRG	
2	ANALYZ	V1	ORG4	19-DEC-2006 14:56	JLS	JS

Bottle: 3

Seq.	Purpose	From	To	Date/Time	Accept	Relinquish
1	LOGIN			19-DEC-2006 10:45	BRG	
2	ANALYZ	V1	ORG4	19-DEC-2006 14:56	JLS	JS

Samplenum	Container ID	Products
L0612460-06	307292	300

Bottle: 1

Seq.	Purpose	From	To	Date/Time	Accept	Relinquish
1	LOGIN			19-DEC-2006 10:45	BRG	
2	ANALYZ	L1	WET	19-DEC-2006 10:55	DSF	BRG
3	STORE	WET	A1	21-DEC-2006 09:40	JKT	DSF

KEMRON Environmental Services
Internal Chain of Custody Report

00047671

Login: L0612460
Account: 2773
Project: 2773.025
Samples: 6
Due Date: 29-DEC-2006

Samplenum	Container ID	Products
L0612460-03	307282	RSK175

Bottle: 1

Seq.	Purpose	From	To	Date/Time	Accept	Relinquish
1	LOGIN			19-DEC-2006 10:45	BRG	
2	ANALYZ	V1	ORG4	19-DEC-2006 14:55	JLS	JS

Bottle: 2

Seq.	Purpose	From	To	Date/Time	Accept	Relinquish
1	LOGIN			19-DEC-2006 10:45	BRG	
2	ANALYZ	V1	ORG4	19-DEC-2006 14:55	JLS	JS

Bottle: 3

Seq.	Purpose	From	To	Date/Time	Accept	Relinquish
1	LOGIN			19-DEC-2006 10:45	BRG	
2	ANALYZ	V1	ORG4	19-DEC-2006 14:55	JLS	JS

Samplenum	Container ID	Products
L0612460-04	307287	TOC TIC

Bottle: 1

Seq.	Purpose	From	To	Date/Time	Accept	Relinquish
1	LOGIN			19-DEC-2006 10:45	BRG	
2	ANALYZ	W1	WET	21-DEC-2006 06:59	DIH	BRG
3	STORE	WET	A1	26-DEC-2006 07:31	BRG	DIH

ANALYSIS: VOLATILE MATRIX: LIQUID X
EPA METHOD: 8260B SOIL/SOLID_____ TCLP_____
BY GC/MS: LIQUID_____ Hold times met? yes

REQUIREMENTS		Y	N	NA
Method Blank	Every Batch or 20 Samples	✓		
	All Compounds < MDL	✓		
Trip Blank or Equipment Samples	Any contaminants detected?			✓
Matrix Spike % Recovery Value	Within those set by Lab			✓
Matrix Spike Dup % Recovery Value	Within those set by Lab			✓
MS / MSD RPD	< Lab QC Limits			✓
% LCS Recovery Value	Within those set by Lab	✓		
% LCSD Recovery Value	Within those set by Lab	✓		
LCS /LCSD RPD	< Lab QC Limits	✓		
% Surrogate Recovery Limits	Within those set by Lab			
Field Duplicate Evaluation 12WW24 + QC	RPD <35% or difference < 2 SQL for water	✓		
	RPD <50% of difference < 3.5 SQL for soil			✓

If "NO," list all samples below:

Blank Information

Blank Type	Blank ID	Prep Batch	Date	Contaminant Found	Concentration (Specify Units)	Associated Samples

Matrix Spike / Matrix Spike Duplicate Results and Field Duplicate

Sample Type	Sample ID	Analyte	MS Recovery	MSD Recovery	Result - 1	Result - 2	RPD%

Any runs with one (1) or more recoveries outside limits?

Run Date	Surrogate Compound	Analyte	Original % Recovery	Re-Run Recovery	Comments

Laboratory Control Sample

Sample Type	Sample ID	Compound	LCS %	LCSD %	RPD%

TIER 2 DATA REVIEW –VOLATILE ANALYSIS

ANALYSIS: VOLATILE ANALYSIS EPA METHOD: 8260B BY: GC/MS	MATRIX: LIQUID X SOLID/SOIL_____ TCLP_____

REQUIREMENT		Y	N	NA
Tune Calibration Check	BFB Every 12 Hours	✓		
Initial Calibration Check	% RSD <OR = 30%	✓		
Continuing Calibration Check	% DIFF <OR = 25%		✓	
SPCC Compounds **(Chlorobenzene/1, 1, 2, 2-TCA)**	**RF** = OR > 0.30	✓		
Bromoform, 1, 1-Dichlorooethane, Chloromethane	**RF** = OR > 0.10	✓		
Any CCAL Mean	RF = OR > 0.05	✓		
All sample/blank internal standard areas	Within those set by Lab	✓		
All sample/blank internal standard retention times	Within 30 sec. of Standard IS RT	✓		

If "NO," List all samples below

Tune Calibration

BFB Run		GC/MS ID	Prep Batch	Associated Samples
Date	Time			

Initial Calibration

Calibration		GC/MS ID	Matrix	Mean RRF	% RSD	Compound	Associated Samples
Date	Time						

Continuing Calibration

Calibration		GC/MS ID	Matrix	Mean RRF	% RSD	Compound	Associated Samples
Date	Time						
12/28/06	08:05	HPMS6	water		30.3	chloromethane	SX #7
↓	↓	↓	↓		55.2	dichlorodifluoromethane	VJ 05B

Internal Standard Performance

Sample Number	Internal Standard Area/RT	Limits	Comments

TIER 1 DATA REVIEW – ORGANIC ANALYSIS

ANALYSIS: Dissolved Gases MATRIX: LIQUID

EPA METHOD: RSK 175 SOLID/SOIL X TCLP

BY: GC OR HPLC HOLD TIMES MET? yes

REQUIREMENTS		Y	N	NA
Method Blank	Every Batch or 20 Samples	✓		
	All Compounds <MDL		✓	
Matrix Spike % Recovery Values	Within those set by Lab			✓
Matrix Spike Dup % Recovery Values	Within those set by Lab			✓
MS/MSD RPD	<Lab QC Limits			✓
% LCS Recovery Value	Within those set by Lab	✓		
% LCSD Recovery Values	Within those set by Lab	✓		
LCS/LCSD RPD	<Lab QC Limits	✓		
% Surrogate Recovery Limits	Within those set by Lab			✓
Field Duplicate Evaluation	RPD < 35% or difference < 2 SQL for water	✓		
	RPD < 50% or difference < 3.5 SQL for soil			✓

12WW24 & QC
methane 14.0 vs 15.9 RPD= 12.7%

If "NO," List all samples below:

Blank Information ethene + ethane < 2SQL

Run Date	Run Time	Date Extracted	Blank ID	Compound	Conc. Units	Associated Samples
method blank		WG230008		methane	0.498 ug/L	5x = 2.465
		WG230108		methane	0.288	5x = 1.44

B06 Qualify #1, 5

Matrix Spike / Matrix Spike Duplicate Results and Field Duplicate #2, #3, #4, #6 >5x blank

Sample Type	Sample ID	Analyte	MS Recovery	MSD Recovery	Result - 1	Result - 2	RPD %

Any runs with one (1) or more recoveries outside limits for each fraction?

Run Date	Surrogate Compound	Analyte	Original % Recovery	Re-Run Recovery	Comments

Laboratory Control Sample

Sample Type	Sample ID	Compound	LCS %	LCSD %	Comments

Initial and continuing calibration w/in QC limits.

TIER 1 DATA REVIEW – CONVENTIONAL ANALYSIS

ANALYSIS: anions-300.0 MATRIX: LIQUID_____

METHOD: TOC & TIC - 415.1 SOLID/SOIL_____

BY: _____

REQUIREMENTS		Y	N	NA
Method Blank	Every Batch or 20 Samples	✓		
	All Compounds <MDL	✓		
Matrix Spike Recovery Values	75-125% + MSD + RPD	✓	✓	
~~Matrix Spike~~ Sample Duplicate Recovery Values	~~75-125%~~ <20% anions	✓		
LCS Recovery Values	80-120%	✓		
LCSD Recovery Values	80-120%	✓		
LCS / LCSD RPD	<20%	✓		
PRECISION (QC Sample Field Sample or Field Sample/QC Sample)	RPD < 35% or difference < 2 SQL for water			
	RPD < 50% or difference < 3.5 SQL for soil			✓

12WW24 + QC

If "NO," List all samples below:

Blank Type	Run Date	Run Time	Date Prepped	Blank ID	Compound	Concentration (units)	Associated Samples

Matrix Spike / Matrix Spike Duplicate Results and Field Duplicate

Sample Type	Sample ID	Analyte	MS Recovery	MSD Recovery	Result -1	Result - 2	RPD%
Water		Cl	-26.2	-28.3	90-110	Sp conc	> 4X spike

Laboratory Control Sample Analysis

File Name	Analysis Type / Element	Instrument ID	Recovery %

ICAL & CCAL w/in QC limits

156 Starlite Drive, Marietta, OH 45750 * TEL 740-373-4071 * FAX 740-373-4835 * http://www.kemron.com

Laboratory Report Number: L0612485

Please find enclosed the analytical results for the samples you submitted to KEMRON Environmental Services.

Review and compilation of your report was completed by KEMRON's Sales and Service Team. If you have questions, comments or require further assistance regarding this report, please contact our team member noted in the Reviewed box below at 800-373-4071. Team member e-mail addresses also appear here for your convenience.

Debra Elliott - Team Leader
delliott@kemron-lab.com

Cheryl Koelsch - Team Chemist/Data Specialist
ckoelsch@kemron-lab.com

Stephanie Mossburg - Team Chemist/Data Specialist
smossburg@kemron-lab.com

Kathy Albertson - Team Chemist/Data Specialist
kalbertson@kemron-lab.com

Amanda Fickiesen - Client Services Specialist
afickiesen@kemron-lab.com

Annie Bock - Client Services Specialist
abock@kemron-lab.com

This report was reviewed on 05-JAN-07.

Stephanie Mossburg

STEPHANIE MOSSBURG

I certify that all test results meet all of the requirments of the NELAP standards and other applicable contract terms and conditions. All results for soil samples are reported on a 'dry-weight' basis unless specified otherwise. Analytical results for water and wastes are reported on an 'as received' basis unless specified otherwise. A statement of uncertainty for each analysis is available upon request. This laboratory report shall not be reproduced, except in full, without the written approval of KEMRON Environmental Services.

This report was certified on 05-JAN-07.

David E. Vandenberg

DAVID VANDENBERG

FL DOH NELAP ID: E8755

This report contains a total of 192 pages.

Protecting Our Environmental Future

Laboratory Data Package Cover Page

00047677

This data Package consists of:

This signature page, the laboratory review checklists, and the following reportable data:

✓R1 Field chain-of-custody documentation;

✓R2 sample identification cross-reference;

R3 Test reports (analytical data sheets) for each enviornmental sample that includes:

a) Items consistant with NELAC 5.13 or ISO/IEC 17025 Section 5.10
b) dilution factors,
c) preparation methods,
d) Cleanup methods, and
e) If required for the project, tentatively identified compounds (TICs)

✓R4 Surrogate recovery data including:

a) Calculated recovery (%R) for each analyte, and
b) The laboratory's surrogate QC limits.

✓R5 Test reports/summary forms for blank samples;

✓R6 Test reports/summary forms for laboratory control samples (LCSs) including:

a) LCS spiking amount,
b) Calculated %R for each analyte, and
c) The laboratory"s LCS QC limits.

✓R7 Test reports for project matrix spike/matrix spike duplicates (MS/MSDs) including:

a) Samples associated with the MS/MSD clearly identified,
b) MS/MSD spiking amounts,
c) Concentration of each MS/MSD analyte measured in the parent and spiked samples,
d) Calculated %R and relative percent differences (RPDs), and
e) The laboratory's MS/MSD QC limits

✓R8 Laboratory analytical duplicate (if applicable) revocery and precision:

a) the amount of analyte measured in the duplicate,
b) the calculated RPD, and
c) the laboratory's QC limits for anlytical duplicates.

✓R9 List of method quantitation limits (MQLs) for each analyte for each method and matrix;

✓R10 Other problems or anomalies.

✓The exception Report for every "No" or "Not Reviewed (NR)" item IN laboratory review checklist.

Release statement: I am responsible for the release of this laboratory data package. This data package has been reviewed by the laboratory and is complete and technically compliant with the requirements of the methods used, except where noted by the laboratory in the attached exceptions reports. By my signature below, I affirm to the best of my knowledge, all problems/anomalies, observed by the laboratory as having the potential to affect the quality of the data, have been identified by the laboratoy in the Laboratory Review Checklist, and no information or data have been knowingly withheld that would affect the quality of the data.

Check, if applicable: [✓] This laboratory is an in-house laboratory controlled by the person repsonding to rule. The official signing the cover page of the rule-required report (for example, the APAR) in which these data are used is responsible for releasing this data package and is by signature affirming the above release statement is true.

MIKE D. ALBERTSON		Volatiles Lab Supervisor	January 2, 2007
Name (Printed)	Signature	Official Title (printed)	DATE

KEMRON Environmental Services
Laboratory Review Checklist

Laboratory Name:	KEMRON
Laboratory Log Number:	L0612485
Project Name:	798-LONGHORN
Method:	8260B
Prep Batch Number(s):	230324, 230417, 230415
Reviewer Name:	MIKE D. ALBERTSON
LRC Date:	January 02, 2007

Description	Yes	No	NA(1)	NR(2)	ER(3)
Chain-Of-Custody (C-O-C)					
Did samples meet the laboratory's standard conditions of sample acceptability upon receipt?	✓				
Were all departures from standard conditions described in an exception report?	✓				
Sample and quality control (QC) identification					
Are all field sample ID numbers cross-referenced to the laboratory ID numbers?	✓				
Are all laboratory ID numbers cross-referenced to the corresponding QC data?	✓				
Test reports					
Were all samples prepared and analyzed within holding times?	✓				
Other than those results <MQL, were all other raw values bracketed by calibration standards?	✓				
Were calculations checked by a peer or supervisor?	✓				
Were all analyte identifications checked by a peer or supervisor?	✓				
Were sample quantitation limits reported for all analytes not detected?	✓				
Were all results for soil and sediment samples reported on a dry weight basis?	✓				
Were % moisture (or solids) reported for all soil and sediment samples?	✓				
If required for the project, TICs reported?			✓		
Surrogate recovery data					
Were surrogates added prior to extraction?	✓				
Were surrogate percent recoveries in all samples within the laboratory QC limits?	✓				
Test reports/summary forms for blank samples					
Were appropriate type(s) of blanks analyzed?	✓				
Were blanks analyzed at the appropriate frequency?	✓				
Were method blanks taken through the entire analytical process, including preparation and, if applicable, cleanup procedures?	✓				
Were blank concentrations <MQL?	✓				
Laboratory control samples (LCS):					
Were all COCs included in the LCS?	✓				
Was each LCS taken through the entire analytical procedure, including prep and cleanup steps?	✓				
Were LCSs analyzed at the required frequency?	✓				
Were LCS (and LCSD, if applicable) %Rs within the laboratory QC limits?	✓				
Does the detectability data document the laboratorys capability to detect the COCs at the MDL used to calculate the SQLs?	✓				
Was the LCSD RPD within QC limits?	✓				
Matrix spike (MS) and matrix spike duplicate (MSD) data					
Were the project/method specified analytes included in the MS and MSD?			✓		
Were MS/MSD analyzed at the appropriate frequency?			✓		
Were MS (and MSD, if applicable) %Rs within the laboratory QC limits?			✓		

Description	Yes	No	NA(1)	NR(2)	ER(3)
Were MS/MSD RPDs within laboratory QC limits?	00047679		✓		
Analytical duplicate data					
Were appropriate analytical duplicates analyzed for each matrix?			✓		
Were analytical duplicates analyzed at the appropriate frequency?			✓		
Were RPDs or relative standard deviations within the laboratory QC limits?			✓		
Method quantitation limits (MQLs):					
Are the MQLs for each method analyte included in the laboratory data package?	✓				
Do the MQLs correspond to the concentration of the lowest non-zero calibration standard?	✓				
Are unadjusted MQLs included in the laboratory data package?	✓				
Other problems/anomalies					
Are all known problems/anomalies/special conditions noted in this LRC and ER?	✓				
Were all necessary corrective actions performed for the reported data?	✓				
Was applicable and available technology used to lower the SQL minimize the matrix interference affects on the sample results?	✓				
ICAL					
Were response factors and/or relative response factors for each analyte within QC limits?	✓				
Were percent RSDs or correlation coefficient criteria met?	✓				
Was the number of standards recommended in the method used for all analytes?	✓				
Were all points generated between the lowest and highest standard used to calculate the curve?	✓				
Are ICAL data available for all instruments used?	✓				
Has the initial calibration curve been verified using an appropriate second source standard?		✓			1
Initial and continuing calibration verification (ICV and CCV) and continuing calibration blank (CCB):					
Was the CCV analyzed at the method-required frequency?	✓				
Were percent differences for each analyte within the method-required QC limits?		✓			2
Was the ICAL curve verified for each analyte?	✓				
Was the absolute value of the analyte concentration in the inorganic CCB <MDL?			✓		
Mass spectral tuning:					
Was the appropriate compound for the method used for tuning?	✓				
Were ion abundance data within the method-required QC limits?	✓				
Internal standards (IS):					
Were IS area counts and retention times within the method-required QC limits?	✓				
Raw data (NELAC section 1 appendix A glossary, and section 5.12 or ISO/IEC 17025 section 4.12.2)					
Were the raw data (for example, chromatograms, spectral data) reviewed by an analyst?	✓				
Were data associated with manual integrations flagged on the raw data?	✓				
Dual column confirmation					
Did dual column confirmation results meet the method-required QC?			✓		
Tentatively identified compounds (TICs):					
If TICs were requested, were the mass spectra and TIC data subject to appropriate checks?			✓		
Interference Check Sample (ICS) results:					
Were percent recoveries within method QC limits?			✓		
Serial dilutions, post digestion spikes, and method of standard additions					
Were percent differences, recoveries, and the linearity within the QC limits specified in the method?			✓		
Method detection limit (MDL) studies					
Was a MDL study performed for each reported analyte?	✓				
Is the MDL either adjusted or supported by the analysis of DCSs?	✓				
Proficiency test reports:					
Was the laboratory's performance acceptable on the applicable proficiency tests or evaluation studies?	✓				

Description	Yes	No	NA(1)	NR(2)	ER(3)
Standards documentation	00047680				
Are all standards used in the analyses NIST-traceable or obtained from other appropriate sources?	✓				
Compound/analyte identification procedures					
Are the procedures for compound/analyte identification documented?	✓				
Demonstration of analyst competency (DOC)					
Was DOC conducted consistent with NELAC Chapter 5C or ISO/IEC 4?	✓				
Is documentation of the analyst's competency up-to-date and on file?	✓				
Verification/validation documentation for methods (NELAC Chap 5 or ISO/IEC 17025 Section 5)					
Are all the methods used to generate the data documented, verified, and validated, where applicable?	✓				
Laboratory standard operating procedures (SOPs):					
Are laboratory SOPs current and on file for each method performed?	✓				

EXCEPTIONS REPORT
ER# - Description
#1: The alternate source analyzed 11/20/06 on HPMS-6 yielded a % drift for methyl acetate above the upper control limit.
#2: The CCV analyzed 12/28/06 on HPMS-6 yielded a % drift for dichlorodifluoromethane below the lower control limit.

Footnotes:
(1) NA = Not applicable to method or project
(2) NR = Not reviewed
(3) ER# = Exception report number

Laboratory Data Package Cover Page

00047681

This data Package consists of:

This signature page, the laboratory review checklists, and the following reportable data:

R1 Field chain-of-custody documentation;

R2 sample identification cross-reference;

R3 Test reports (analytical data sheets) for each enviornmental sample that includes:

a) Items consistant with NELAC 5.13 or ISO/IEC 17025 Section 5.10
b) dilution factors,
c) preparation methods,
d) Cleanup methods, and
e) If required for the project, tentatively identified compounds (TICs)

R4 Surrogate recovery data including:

a) Calculated recovery (%R) for each analyte, and
b) The laboratory's surrogate QC limits.

✓R5 Test reports/summary forms for blank samples;

✓R6 Test reports/summary forms for laboratory control samples (LCSs) including:

a) LCS spiking amount,
b) Calculated %R for each analyte, and
c) The laboratory"s LCS QC limits.

✓R7 Test reports for project matrix spike/matrix spike duplicates (MS/MSDs) including:

a) Samples associated with the MS/MSD clearly identified,
b) MS/MSD spiking amounts,
c) Concentration of each MS/MSD analyte measured in the parent and spiked samples,
d) Calculated %R and relative percent differences (RPDs), and
e) The laboratory's MS/MSD QC limits

✓R8 Laboratory analytical duplicate (if applicable) revocery and precision:

a) the amount of analyte measured in the duplicate,
b) the calculated RPD, and
c) the laboratory's QC limits for anlytical duplicates.

R9 List of method quantitation limits (MQLs) for each analyte for each method and matrix;

R10 Other problems or anomalies.

✓The exception Report for every "No" or "Not Reviewed (NR)" item IN laboratory review checklist.

Release statement: I am responsible for the release of this laboratory data package. This data package has been reviewed by the laboratory and is complete and technically compliant with the requirements of the methods used, except where noted by the laboratory in the attached exceptions reports. By my signature below, I affirm to the best of my knowledge, all problems/anomalies, observed by the laboratory as having the potential to affect the quality of the data, have been identified by the laboratoy in the Laboratory Review Checklist, and no information or data have been knowingly withheld that would affect the quality of the data.

Check, If applicable: [] This laboratory is an in-house laboratory controlled by the person repsonding to rule. The official signing the cover page of the rule-required report (for example, the APAR) in which these data are used is responsible for releasing this data package and is by signature affirming the above release statement is trus.

MICHAEL D. COCHRAN	Michael Cochran	Semivolatiles Lab Supervisor	January 2, 2007
Name (Printed)	Signature	Official Title (printed)	DATE

KEMRON Environmental Services
Laboratory Review Checklist

Laboratory Name:	KEMRON
Laboratory Log Number:	L0612485
Project Name:	798-LONGHORN
Method:	300
Prep Batch Number(s):	WG230107
Reviewer Name:	MICHAEL D. COCHRAN
LRC Date:	December 20, 2006

Description	Yes	No	NA(1)	NR(2)	ER(3)
Chain-Of-Custody (C-O-C)					
Did samples meet the laboratory's standard conditions of sample acceptability upon receipt?	✓				
Were all departures from standard conditions described in an exception report?	✓				
Sample and quality control (QC) identification					
Are all field sample ID numbers cross-referenced to the laboratory ID numbers?	✓				
Are all laboratory ID numbers cross-referenced to the corresponding QC data?	✓				
Test reports					
Were all samples prepared and analyzed within holding times?	✓				
Other than those results <MQL, were all other raw values bracketed by calibration standards?	✓				
Were calculations checked by a peer or supervisor?	✓				
Were all analyte identifications checked by a peer or supervisor?	✓				
Were sample quantitation limits reported for all analytes not detected?	✓				
Were all results for soil and sediment samples reported on a dry weight basis?			✓		
Were % moisture (or solids) reported for all soil and sediment samples?			✓		
If required for the project, TICs reported?	✓				
Surrogate recovery data					
Were surrogates added prior to extraction?			✓		
Were surrogate percent recoveries in all samples within the laboratory QC limits?			✓		
Test reports/summary forms for blank samples					
Were appropriate type(s) of blanks analyzed?	✓				
Were blanks analyzed at the appropriate frequency?	✓				
Were method blanks taken through the entire analytical process, including preparation and, if applicable, cleanup procedures?	✓				
Were blank concentrations <MQL?	✓				
Laboratory control samples (LCS):					
Were all COCs included in the LCS?	✓				
Was each LCS taken through the entire analytical procedure, including prep and cleanup steps?	✓				
Were LCSs analyzed at the required frequency?	✓				
Were LCS (and LCSD, if applicable) %Rs within the laboratory QC limits?	✓				
Does the detectability data document the laboratorys capability to detect the COCs at the MDL used to calculate the SQLs?	✓				
Was the LCSD RPD within QC limits?			✓		
Matrix spike (MS) and matrix spike duplicate (MSD) data					
Were the project/method specified analytes included in the MS and MSD?	✓				
Were MS/MSD analyzed at the appropriate frequency?	✓				
Were MS (and MSD, if applicable) %Rs within the laboratory QC limits?	✓				1

Description	Yes	No	NA(1)	NR(2)	ER(3)
Were MS/MSD RPDs within laboratory QC limits?	00047683				
Analytical duplicate data					
Were appropriate analytical duplicates analyzed for each matrix?	✓				
Were analytical duplicates analyzed at the appropriate frequency?	✓				
Were RPDs or relative standard deviations within the laboratory QC limits?	✓				
Method quantitation limits (MQLs):					
Are the MQLs for each method analyte included in the laboratory data package?	✓				
Do the MQLs correspond to the concentration of the lowest non-zero calibration standard?	✓				
Are unadjusted MQLs included in the laboratory data package?	✓				
Other problems/anomalies					
Are all known problems/anomalies/special conditions noted in this LRC and ER?	✓				2
Were all necessary corrective actions performed for the reported data?	✓				
Was applicable and available technology used to lower the SQL minimize the matrix interference affects on the sample results?	✓				
Were response factors and/or relative response factors for each analyte within QC limits?	✓				
Were percent RSDs or correlation coefficient criteria met?	✓				
Was the number of standards recommended in the method used for all analytes?	✓				
Were all points generated between the lowest and highest standard used to calculate the curve?	✓				
Are ICAL data available for all instruments used?	✓				
Has the initial calibration curve been verified using an appropriate second source standard?	✓				
Initial and continuing calibration verification (ICV and CCV) and continuing calibration blank (CCB):					
Was the CCV analyzed at the method-required frequency?	✓				
Were percent differences for each analyte within the method-required QC limits?	✓				
Was the ICAL curve verified for each analyte?	✓				
Was the absolute value of the analyte concentration in the inorganic CCB <MDL?	✓				
Mass spectral tuning:					
Was the appropriate compound for the method used for tuning?			✓		
Were ion abundance data within the method-required QC limits?			✓		
Internal standards (IS):					
Were IS area counts and retention times within the method-required QC limits?			✓		
Raw data (NELAC section 1 appendix A glossary, and section 5.12 or ISO/IEC 17025 section 4.12.2)					
Were the raw data (for example, chromatograms, spectral data) reviewed by an analyst?	✓				
Were data associated with manual integrations flagged on the raw data?	✓				
Dual column confirmation					
Did dual column confirmation results meet the method-required QC?			✓		
Tentatively identified compounds (TICs):					
If TICs were requested, were the mass spectra and TIC data subject to appropriate checks?			✓		
Interference Check Sample (ICS) results:					
Were percent recoveries within method QC limits?			✓		
Serial dilutions, post digestion spikes, and method of standard additions					
Were percent differences, recoveries, and the linearity within the QC limits specified in the method?			✓		
Method detection limit (MDL) studies					
Was a MDL study performed for each reported analyte?	✓				
Is the MDL either adjusted or supported by the analysis of DCSs?	✓				
Proficiency test reports:					
Was the laboratory's performance acceptable on the applicable proficiency tests or evaluation studies?	✓				

Description	Yes	No	NA(1)	NR(2)	ER(3)
Standards documentation	00047684				
Are all standards used in the analyses NIST-traceable or obtained from other appropriate sources?	✓				
Compound/analyte identification procedures					
Are the procedures for compound/analyte identification documented?	✓				
Demonstration of analyst competency (DOC)					
Was DOC conducted consistent with NELAC Chapter 5C or ISO/IEC 4?	✓				
Is documentation of the analyst's competency up-to-date and on file?	✓				
Verification/validation documentation for methods (NELAC Chap 5 or ISO/IEC 17025 Section 5)					
Are all the methods used to generate the data documented, verified, and validated, where applicable?	✓				
Laboratory standard operating procedures (SOPs):					
Are laboratory SOPs current and on file for each method performed?	✓				

KEMRON Environmental Services
Laboratory Review Checklist

Laboratory Name:	KEMRON
Laboratory Log Number:	L0612485
Project Name:	798-LONGHORN
Method:	300
Prep Batch Number(s):	WG230107
Reviewer Name:	MICHAEL D. COCHRAN
LRC Date:	December 20, 2006

EXCEPTIONS REPORT
ER# - Description
1. The MS and MSD associated with the analytical batch for these samples had % recoveries for Cl below the advisory limit. The parent sample chosen for the MS and MSD had a Cl result greater than the calibration range.
2. Samples L0612485-01, 03, 04, 05, 06 were analyzed for NO2 and NO3 at a dilution due to the levels of Cl and SO4 in them. The Cl and SO4 levels are too high in order to analyze these samples undiluted for NO2 and NO3. Cl peaks of this magnitude in size ”cover up” any NO2 peak near its RL. The analytical column has a tolerance of 200 ppm for a single anion and 400 ppm for all anions before the column becomes overloaded. The dilutions chosen for NO2 and NO3 were performed in order to reduce the total anion load on the analytical column and reduce the interference of large Cl peaks over NO2’s retention time window.

Footnotes:
(1) NA = Not applicable to method or project
(2) NR = Not reviewed
(3) ER# = Exception report number

Laboratory Data Package Cover Page

00047686

This data Package consists of:

This signature page, the laboratory review checklists, and the following reportable data:

✓R1 Field chain-of-custody documentation;

✓R2 sample identification cross-reference;

R3 Test reports (analytical data sheets) for each enviornmental sample that includes:

a) Items consistant with NELAC 5.13 or ISO/IEC 17025 Section 5.10
b) dilution factors,
c) preparation methods,
d) Cleanup methods, and
e) If required for the project, tentatively identified compounds (TICs)

✓R4 Surrogate recovery data including:

a) Calculated recovery (%R) for each analyte, and
b) The laboratory's surrogate QC limits.

✓R5 Test reports/summary forms for blank samples;

✓R6 Test reports/summary forms for laboratory control samples (LCSs) including:

a) LCS spiking amount,
b) Calculated %R for each analyte, and
c) The laboratory"s LCS QC limits.

✓R7 Test reports for project matrix spike/matrix spike duplicates (MS/MSDs) including:

a) Samples associated with the MS/MSD clearly identified,
b) MS/MSD spiking amounts,
c) Concentration of each MS/MSD analyte measured in the parent and spiked samples,
d) Calculated %R and relative percent differences (RPDs), and
e) The laboratory's MS/MSD QC limits

✓R8 Laboratory analytical duplicate (if applicable) revocery and precision:

a) the amount of analyte measured in the duplicate,
b) the calculated RPD, and
c) the laboratory's QC limits for anlytical duplicates.

✓R9 List of method quantitation limits (MQLs) for each analyte for each method and matrix;

✓R10 Other problems or anomalies.

✓The exception Report for every "No" or "Not Reviewed (NR)" item IN laboratory review checklist.

Release statement: I am responsible for the release of this laboratory data package. This data package has been reviewed by the laboratory and is complete and technically compliant with the requirements of the methods used, except where noted by the laboratory in the attached exceptions reports. By my signature below, I affirm to the best of my knowledge, all problems/anomalies, observed by the laboratory as having the potential to affect the quality of the data, have been identified by the laboratoy in the Laboratory Review Checklist, and no information or data have been knowingly withheld that would affect the quality of the data.

Check, if applicable: [✓] This laboratory is an in-house laboratory controlled by the person repsonding to rule. The official signing the cover page of the rule-required report (for example, the APAR) in which these data are used is responsible for releasing this data package and is by signature affirming the above release statement is true.

MIKE D. ALBERTSON		Volatiles Lab Supervisor	December 27, 2006
Name (Printed)	Signature	Official Title (printed)	DATE

RG-366/TRRP-13 December 2002 A1

KEMRON Environmental Services
Laboratory Review Checklist

Laboratory Name:	KEMRON
Laboratory Log Number:	L0612485
Project Name:	798-LONGHORN
Method:	GC
Prep Batch Number(s):	WG230008, WG230108
Reviewer Name:	MIKE D. ALBERTSON
LRC Date:	December 27, 2006

Description	Yes	No	NA(1)	NR(2)	ER(3)
Chain-Of-Custody (C-O-C)					
Did samples meet the laboratory's standard conditions of sample acceptability upon receipt?	✓				
Were all departures from standard conditions described in an exception report?	✓				
Sample and quality control (QC) identification					
Are all field sample ID numbers cross-referenced to the laboratory ID numbers?	✓				
Are all laboratory ID numbers cross-referenced to the corresponding QC data?	✓				
Test reports					
Were all samples prepared and analyzed within holding times?	✓				
Other than those results <MQL, were all other raw values bracketed by calibration standards?	✓				
Were calculations checked by a peer or supervisor?	✓				
Were all analyte identifications checked by a peer or supervisor?	✓				
Were sample quantitation limits reported for all analytes not detected?	✓				
Were all results for soil and sediment samples reported on a dry weight basis?			✓		
Were % moisture (or solids) reported for all soil and sediment samples?			✓		
If required for the project, TICs reported?			✓		
Surrogate recovery data					
Were surrogates added prior to extraction?			✓		
Were surrogate percent recoveries in all samples within the laboratory QC limits?			✓		
Test reports/summary forms for blank samples					
Were appropriate type(s) of blanks analyzed?	✓				
Were blanks analyzed at the appropriate frequency?	✓				
Were method blanks taken through the entire analytical process, including preparation and, if applicable, cleanup procedures?	✓				
Were blank concentrations <MQL?	✓				
Laboratory control samples (LCS):					
Were all COCs included in the LCS?	✓				
Was each LCS taken through the entire analytical procedure, including prep and cleanup steps?	✓				
Were LCSs analyzed at the required frequency?	✓				
Were LCS (and LCSD, if applicable) %Rs within the laboratory QC limits?	✓				
Does the detectability data document the laboratorys capability to detect the COCs at the MDL used to calculate the SQLs?	✓				
Was the LCSD RPD within QC limits?	✓				
Matrix spike (MS) and matrix spike duplicate (MSD) data					
Were the project/method specified analytes included in the MS and MSD?			✓		
Were MS/MSD analyzed at the appropriate frequency?			✓		
Were MS (and MSD, if applicable) %Rs within the laboratory QC limits?			✓		

Description	Yes	No	NA(1)	NR(2)	ER(3)
Were MS/MSD RPDs within laboratory QC limits?	00047688		✓		
Analytical duplicate data					
Were appropriate analytical duplicates analyzed for each matrix?			✓		
Were analytical duplicates analyzed at the appropriate frequency?			✓		
Were RPDs or relative standard deviations within the laboratory QC limits?			✓		
Method quantitation limits (MQLs):					
Are the MQLs for each method analyte included in the laboratory data package?	✓				
Do the MQLs correspond to the concentration of the lowest non-zero calibration standard?	✓				
Are unadjusted MQLs included in the laboratory data package?	✓				
Other problems/anomalies					
Are all known problems/anomalies/special conditions noted in this LRC and ER?	✓				
Were all necessary corrective actions performed for the reported data?	✓				
Was applicable and available technology used to lower the SQL minimize the matrix interference affects on the sample results?	✓				
ICAL					
Were response factors and/or relative response factors for each analyte within QC limits?	✓				
Were percent RSDs or correlation coefficient criteria met?	✓				
Was the number of standards recommended in the method used for all analytes?	✓				
Were all points generated between the lowest and highest standard used to calculate the curve?	✓				
Are ICAL data available for all instruments used?	✓				
Has the initial calibration curve been verified using an appropriate second source standard?	✓				
Initial and continuing calibration verification (ICV and CCV) and continuing calibration blank (CCB):					
Was the CCV analyzed at the method-required frequency?	✓				
Were percent differences for each analyte within the method-required QC limits?	✓				
Was the ICAL curve verified for each analyte?	✓				
Was the absolute value of the analyte concentration in the inorganic CCB <MDL?			✓		
Mass spectral tuning:					
Was the appropriate compound for the method used for tuning?			✓		
Were ion abundance data within the method-required QC limits?			✓		
Internal standards (IS):					
Were IS area counts and retention times within the method-required QC limits?			✓		
Raw data (NELAC section 1 appendix A glossary, and section 5.12 or ISO/IEC 17025 section 4.12.2)					
Were the raw data (for example, chromatograms, spectral data) reviewed by an analyst?	✓				
Were data associated with manual integrations flagged on the raw data?	✓				
Dual column confirmation					
Did dual column confirmation results meet the method-required QC?			✓		
Tentatively identified compounds (TICs):					
If TICs were requested, were the mass spectra and TIC data subject to appropriate checks?			✓		
Interference Check Sample (ICS) results:					
Were percent recoveries within method QC limits?			✓		
Serial dilutions, post digestion spikes, and method of standard additions					
Were percent differences, recoveries, and the linearity within the QC limits specified in the method?			✓		
Method detection limit (MDL) studies					
Was a MDL study performed for each reported analyte?	✓				
Is the MDL either adjusted or supported by the analysis of DCSs?	✓				
Proficiency test reports:					
Was the laboratory's performance acceptable on the applicable proficiency tests or evaluation studies?	✓				

Description	Yes	No	NA(1)	NR(2)	ER(3)
Standards documentation	00047689				
Are all standards used in the analyses NIST-traceable or obtained from other appropriate sources?	✓				
Compound/analyte identification procedures					
Are the procedures for compound/analyte identification documented?	✓				
Demonstration of analyst competency (DOC)					
Was DOC conducted consistent with NELAC Chapter 5C or ISO/IEC 4?	✓				
Is documentation of the analyst's competency up-to-date and on file?	✓				
Verification/validation documentation for methods (NELAC Chap 5 or ISO/IEC 17025 Section 5)					
Are all the methods used to generate the data documented, verified, and validated, where applicable?	✓				
Laboratory standard operating procedures (SOPs):					
Are laboratory SOPs current and on file for each method performed?	✓				

EXCEPTIONS REPORT
ER# - Description
No exceptions.
Footnotes:
(1) NA = Not applicable to method or project
(2) NR = Not reviewed
(3) ER# = Exception report number

Laboratory Data Package Cover Page

00047690

This data Package consists of:

This signature page, the laboratory review checklists, and the following reportable data:

R1 Field chain-of-custody documentation;

R2 sample identification cross-reference;

R3 Test reports (analytical data sheets) for each enviornmental sample that includes:

a) Items consistant with NELAC 5.13 or ISO/IEC 17025 Section 5.10

b) dilution factors,

c) preparation methods,

d) Cleanup methods, and

e) If required for the project, tentatively identified compounds (TICs)

R4 Surrogate recovery data including:

a) Calculated recovery (%R) for each analyte, and

b) The laboratory's surrogate QC limits.

✓R5 Test reports/summary forms for blank samples;

✓R6 Test reports/summary forms for laboratory control samples (LCSs) including:

a) LCS spiking amount,

b) Calculated %R for each analyte, and

c) The laboratory"s LCS QC limits.

R7 Test reports for project matrix spike/matrix spike duplicates (MS/MSDs) including:

a) Samples associated with the MS/MSD clearly identified,

b) MS/MSD spiking amounts,

c) Concentration of each MS/MSD analyte measured in the parent and spiked samples,

d) Calculated %R and relative percent differences (RPDs), and

e) The laboratory's MS/MSD QC limits

R8 Laboratory analytical duplicate (if applicable) revocery and precision:

a) the amount of analyte measured in the duplicate,

b) the calculated RPD, and

c) the laboratory's QC limits for anlytical duplicates.

R9 List of method quantitation limits (MQLs) for each analyte for each method and matrix;

R10 Other problems or anomalies.

The exception Report for every "No" or "Not Reviewed (NR)" item in laboratory review checklist.

Release statement: I am responsible for the release of this laboratory data package. This data package has been reviewed by the laboratory and is complete and technically compliant with the requirements of the methods used, except where noted by the laboratory in the attached exceptions reports. By my signature below, I affirm to the best of my knowledge, all problems/anomalies, observed by the laboratory as having the potential to affect the quality of the data, have been identified by the laboratoy in the Laboratory Review Checklist, and no information or data have been knowingly withheld that would affect the quality of the data.

Check, If applicable: [] This laboratory is an in-house laboratory controlled by the person repsonding to rule. The official signing the cover page of the rule-required report (for example, the APAR) in which these data are used is responsible for releasing this data package and is by signature affirming the above release statement is trus.

DEANNA I. HESSON	Deanna Hesson	Conventional Lab Supervisor	December 28, 2006
Name (Printed)	Signature	Official Title (printed)	DATE

RG-366/TRRP-13 December 2002 A1

KEMRON Environmental Services
Laboratory Review Checklist

Laboratory Name:	KEMRON
Laboratory Log Number:	L0612485
Project Name:	798-LONGHORN
Method:	TOC
Prep Batch Number(s):	WG230208, WG230345
Reviewer Name:	DEANNA I. HESSON
LRC Date:	December 28, 2006

Description	Yes	No	NA(1)	NR(2)	ER(3)
Chain-Of-Custody (C-O-C)					
Did samples meet the laboratory's standard conditions of sample acceptability upon receipt?	✓				
Were all departures from standard conditions described in an exception report?	✓				
Sample and quality control (QC) identification					
Are all field sample ID numbers cross-referenced to the laboratory ID numbers?	✓				
Are all laboratory ID numbers cross-referenced to the corresponding QC data?	✓				
Test reports					
Were all samples prepared and analyzed within holding times?	✓				
Other than those results <MQL, were all other raw values bracketed by calibration standards?	✓				
Were calculations checked by a peer or supervisor?	✓				
Were all analyte identifications checked by a peer or supervisor?	✓				
Were sample quantitation limits reported for all analytes not detected?	✓				
Were all results for soil and sediment samples reported on a dry weight basis?	✓				
Were % moisture (or solids) reported for all soil and sediment samples?	✓				
If required for the project, TICs reported?	✓				
Surrogate recovery data					
Were surrogates added prior to extraction?			✓		
Were surrogate percent recoveries in all samples within the laboratory QC limits?			✓		
Test reports/summary forms for blank samples					
Were appropriate type(s) of blanks analyzed?	✓				
Were blanks analyzed at the appropriate frequency?	✓				
Were method blanks taken through the entire analytical process, including preparation and, if applicable, cleanup procedures?	✓				
Were blank concentrations <MQL?	✓				
Laboratory control samples (LCS):					
Were all COCs included in the LCS?	✓				
Was each LCS taken through the entire analytical procedure, including prep and cleanup steps?	✓				
Were LCSs analyzed at the required frequency?	✓				
Were LCS (and LCSD, if applicable) %Rs within the laboratory QC limits?	✓				
Does the detectability data document the laboratorys capability to detect the COCs at the MDL used to calculate the SQLs?	✓				
Was the LCSD RPD within QC limits?	✓				
Matrix spike (MS) and matrix spike duplicate (MSD) data					
Were the project/method specified analytes included in the MS and MSD?	✓				
Were MS/MSD analyzed at the appropriate frequency?	✓				
Were MS (and MSD, if applicable) %Rs within the laboratory QC limits?	✓				

Description	Yes	No	NA(1)	NR(2)	ER(3)
Were MS/MSD RPDs within laboratory QC limits?	00047692				
Analytical duplicate data					
Were appropriate analytical duplicates analyzed for each matrix?	✓				
Were analytical duplicates analyzed at the appropriate frequency?	✓				
Were RPDs or relative standard deviations within the laboratory QC limits?	✓				
Method quantitation limits (MQLs):					
Are the MQLs for each method analyte included in the laboratory data package?	✓				
Do the MQLs correspond to the concentration of the lowest non-zero calibration standard?	✓				
Are unadjusted MQLs included in the laboratory data package?	✓				
Other problems/anomalies					
Are all known problems/anomalies/special conditions noted in this LRC and ER?	✓				
Were all necessary corrective actions performed for the reported data?	✓				
Was applicable and available technology used to lower the SQL minimize the matrix interference affects on the sample results?	✓				
Were response factors and/or relative response factors for each analyte within QC limits?	✓				
Were percent RSDs or correlation coefficient criteria met?	✓				
Was the number of standards recommended in the method used for all analytes?	✓				
Were all points generated between the lowest and highest standard used to calculate the curve?	✓				
Are ICAL data available for all instruments used?	✓				
Has the initial calibration curve been verified using an appropriate second source standard?	✓				
Initial and continuing calibration verification (ICV and CCV) and continuing calibration blank (CCB):					
Was the CCV analyzed at the method-required frequency?	✓				
Were percent differences for each analyte within the method-required QC limits?	✓				
Was the ICAL curve verified for each analyte?	✓				
Was the absolute value of the analyte concentration in the inorganic CCB <MDL?	✓				
Mass spectral tuning:					
Was the appropriate compound for the method used for tuning?			✓		
Were ion abundance data within the method-required QC limits?			✓		
Internal standards (IS):					
Were IS area counts and retention times within the method-required QC limits?			✓		
Raw data (NELAC section 1 appendix A glossary, and section 5.12 or ISO/IEC 17025 section 4.12.2)					
Were the raw data (for example, chromatograms, spectral data) reviewed by an analyst?	✓				
Were data associated with manual integrations flagged on the raw data?			✓		
Dual column confirmation					
Did dual column confirmation results meet the method-required QC?			✓		
Tentatively identified compounds (TICs):					
If TICs were requested, were the mass spectra and TIC data subject to appropriate checks?			✓		
Interference Check Sample (ICS) results:					
Were percent recoveries within method QC limits?			✓		
Serial dilutions, post digestion spikes, and method of standard additions					
Were percent differences, recoveries, and the linearity within the QC limits specified in the method?			✓		
Method detection limit (MDL) studies					
Was a MDL study performed for each reported analyte?	✓				
Is the MDL either adjusted or supported by the analysis of DCSs?	✓				
Proficiency test reports:					
Was the laboratory's performance acceptable on the applicable proficiency tests or evaluation studies?	✓				

Description	Yes	No	NA(1)	NR(2)	ER(3)
Standards documentation	00047693				
Are all standards used in the analyses NIST-traceable or obtained from other appropriate sources?	✓				
Compound/analyte identification procedures					
Are the procedures for compound/analyte identification documented?	✓				
Demonstration of analyst competency (DOC)					
Was DOC conducted consistent with NELAC Chapter 5C or ISO/IEC 4?	✓				
Is documentation of the analyst's competency up-to-date and on file?	✓				
Verification/validation documentation for methods (NELAC Chap 5 or ISO/IEC 17025 Section 5)					
Are all the methods used to generate the data documented, verified, and validated, where applicable?	✓				
Laboratory standard operating procedures (SOPs):					
Are laboratory SOPs current and on file for each method performed?	✓				

KEMRON Environmental Services
Laboratory Review Checklist

Laboratory Name:	KEMRON
Laboratory Log Number:	L0612485
Project Name:	798-LONGHORN
Method:	TOC
Prep Batch Number(s):	WG230208, WG230345
Reviewer Name:	DEANNA I. HESSON
LRC Date:	December 28, 2006

EXCEPTIONS REPORT
ER# - Description
Footnotes:
(1) NA = Not applicable to method or project
(2) NR = Not reviewed
(3) ER# = Exception report number

LABORATORY REPORT

L0612485 00047695

01/03/07 08:23

Submitted By

KEMRON Environmental Services
156 Starlite Drive
Marietta , OH 45750
(740) 373 - 4071

For

Account Name: Shaw E & I, Inc.
ABB Lummus Biulding
3010 Briarpark
Houston, TX 77042
Attention: Diane Mever

Account Number: 2773
Work ID: LHAAP

P.O. Number: 200328

Sample Summary

Client ID	Lab ID	Date Collected	Date Received
12WW01	L0612485-01	19-DEC-06	20-DEC-06
12WW02	L0612485-02	19-DEC-06	20-DEC-06
12WW20	L0612485-03	19-DEC-06	20-DEC-06
12WW24	L0612485-04	19-DEC-06	20-DEC-06
12WW05	L0612485-05	19-DEC-06	20-DEC-06
12WW24-QC	L0612485-06	19-DEC-06	20-DEC-06
29WW40	L0612485-07	19-DEC-06	20-DEC-06

Sample Number: L0612485-01
Client ID: 12WW01
Matrix: Water
Workgroup Number: WG230008
Collect Date: 12/19/2006 14:15
Sample Tag: 01

PrePrep Method: NONE
Prep Method: 5021
Analytical Method: RSK175
Analyst: JLS
Dilution: 1
Units: ug/L

Instrument: HP16
Prep Date: 12/20/2006 17:49
Cal Date: 09/27/2006 15:29
Run Date: 12/20/2006 17:49
File ID: 16G5686

Analyte	CAS. Number	Result	Qual	PQL	SQL
methane	74-82-8	0.295	J	0.500	0.250
ethene	74-85-1		U	0.500	0.250
ethane	74-84-0		U	0.500	0.250

U Not detected at or above adjusted sample detection limit
J The analyte was positively identified, but the quantitation was below the RL

Sample Number: L0612485-01
Client ID: 12WW01
Matrix: Water
Workgroup Number: WG230107
Collect Date: 12/19/2006 14:15
Sample Tag: DL03

PrePrep Method: NONE
Prep Method: 300.0
Analytical Method: 300.0
Analyst: JWR
Dilution: 100
Units: mg/L

Instrument: IC2
Prep Date: 12/20/2006 15:40
Cal Date: 12/08/2006 18:15
Run Date: 12/20/2006 15:40
File ID: I2122006.22

Analyte	CAS. Number	Result	Qual	PQL	SQL
Chloride	16887-00-6	742		20.0	10.0
Nitrate	14797-55-8		U	60.0	10.0
Nitrite	14797-65-0		U	40.0	10.0
Sulfate	14808-79-8	377		100	50.0

U Not detected at or above adjusted sample detection limit

Sample Number: L0612485-01
Client ID: 12WW01
Matrix: Water
Workgroup Number: WG230107
Collect Date: 12/19/2006 14:15
Sample Tag: DL01

PrePrep Method: NONE
Prep Method: 300.0
Analytical Method: 300.0
Analyst: JWR
Dilution: 10
Units: mg/L

Instrument: IC2
Prep Date: 12/20/2006 13:38
Cal Date: 12/08/2006 18:15
Run Date: 12/20/2006 13:38
File ID: I2122006.15

Analyte	CAS. Number	Result	Qual	PQL	SQL
Chloride	16887-00-6	681	I	2.00	1.00
Nitrate	14797-55-8		U	6.00	1.00
Nitrite	14797-65-0		U	4.00	1.00
Sulfate	14808-79-8	386		10.0	5.00

U Not detected at or above adjusted sample detection limit
I Semiquantitative result (out of instrument calibration range)

Sample Number: L0612485-01
Client ID: 12WW01
Matrix: Water
Workgroup Number: WG230107
Collect Date: 12/19/2006 14:15
Sample Tag: DL02

PrePrep Method: NONE
Prep Method: 300.0
Analytical Method: 300.0
Analyst: JWR
Dilution: 4
Units: mg/L

Instrument: IC2
Prep Date: 12/20/2006 15:22
Cal Date: 12/08/2006 18:15
Run Date: 12/20/2006 15:22
File ID: I2122006.21

Analyte	CAS. Number	Result	Qual	PQL	SQL
Chloride	16887-00-6	559	I	0.800	0.400
Nitrate	14797-55-8		U	2.40	0.400
Nitrite	14797-65-0		U	1.60	0.400
Sulfate	14808-79-8	391	I	4.00	2.00

U Not detected at or above adjusted sample detection limit
I Semiquantitative result (out of instrument calibration range)

Sample Number: L0612485-01
Client ID: 12WW01
Matrix: Water
Workgroup Number: WG230208
Collect Date: 12/19/2006 14:15
Sample Tag: 01

PrePrep Method: NONE
Prep Method: 415.1
Analytical Method: 415.1
Analyst: DIH
Dilution: 1
Units: mg/L

Instrument: TOC-VWP
Prep Date: 12/26/2006 22:34
Cal Date: 01/12/2006 10:36
Run Date: 12/26/2006 22:34
File ID: TC12-26-2006.36

Analyte	CAS. Number	Result	Qual	PQL	SQL
Total Organic Carbon		8.44		1.00	0.500

Sample Number: L0612485-01
Client ID: 12WW01
Matrix: Water
Workgroup Number: WG230208
Collect Date: 12/19/2006 14:15
Sample Tag: 01

PrePrep Method: NONE
Prep Method: 415.1
Analytical Method: 415.1
Analyst: DIH
Dilution: 1
Units: mg/L

Instrument: TOC-VWP
Prep Date: 12/26/2006 22:34
Cal Date: 01/12/2006 10:36
Run Date: 12/26/2006 22:34
File ID: TC12-26-2006.36

Analyte	CAS. Number	Result	Qual	PQL	SQL
Total Inorganic Carbon		33.6		1.00	0.500

Sample Number: L0612485-01
Client ID: 12WW01
Matrix: Water
Workgroup Number: WG230324
Collect Date: 12/19/2006 14:15
Sample Tag: 01

PrePrep Method: NONE
Prep Method: 5030B
Analytical Method: 8260B
Analyst: CMS
Dilution: 1
Units: ug/L

Instrument: HPMS11
Prep Date: 12/27/2006 15:58
Cal Date: 11/28/2006 12:56
Run Date: 12/27/2006 15:58
File ID: 11M39130

Analyte	CAS. Number	Result	Qual	PQL	SQL
1,1,1-Trichloroethane	71-55-6		U	5.00	0.250
1,1,2,2-Tetrachloroethane	79-34-5		U	5.00	0.125
1,1,2-Trichloro-1,2,2-Trifluoroethane	76-13-1		U	10.0	0.250
1,1,2-Trichloroethane	79-00-5		U	5.00	0.250
1,1-Dichloroethane	75-34-3		U	5.00	0.125
1,1-Dichloroethene	75-35-4		U	5.00	0.500
1,2,4-Trichlorobenzene	120-82-1		U	5.00	0.200
1,2-Dibromo-3-chloropropane	96-12-8		U	5.00	1.00
1,2-Dibromoethane	106-93-4		U	5.00	0.250
1,2-Dichlorobenzene	95-50-1		U	5.00	0.125
1,2-Dichloroethane	107-06-2		U	5.00	0.250
cis-1,2-Dichloroethene	156-59-2		U	10.0	0.250
trans-1,2-Dichloroethene	156-60-5		U	5.00	0.250
1,2-Dichloropropane	78-87-5		U	5.00	0.200
1,3-Dichlorobenzene	541-73-1		U	5.00	0.250
1,4-Dichlorobenzene	106-46-7		U	5.00	0.125
2-Butanone	78-93-3		U	10.0	2.50
2-Hexanone	591-78-6		U	10.0	2.50
4-Methyl-2-pentanone	108-10-1		U	10.0	2.50
Acetone	67-64-1	111		10.0	2.50
Benzene	71-43-2		U	5.00	0.125

Sample Number: L0612485-01
Client ID: 12WW01
Matrix: Water
Workgroup Number: WG230324
Collect Date: 12/19/2006 14:15
Sample Tag: 01

PrePrep Method: NONE
Prep Method: 5030B
Analytical Method: 8260B
Analyst: CMS
Dilution: 1
Units: ug/L

Instrument: HPMS11
Prep Date: 12/27/2006 15:58
Cal Date: 11/28/2006 12:56
Run Date: 12/27/2006 15:58
File ID: 11M39130

Analyte	CAS. Number	Result	Qual	PQL	SQL
Bromodichloromethane	75-27-4		U	5.00	0.250
Bromoform	75-25-2		U	5.00	0.500
Bromomethane	74-83-9		U	10.0	0.500
Carbon disulfide	75-15-0		U	5.00	0.500
Carbon tetrachloride	56-23-5		U	5.00	0.250
Chlorobenzene	108-90-7		U	5.00	0.125
Chloroethane	75-00-3		U	10.0	0.500
Chloroform	67-66-3		U	5.00	0.125
Chloromethane	74-87-3		U	10.0	0.250
cis-1,3-Dichloropropene	10061-01-5		U	5.00	0.250
Cyclohexane	110-82-7		U	10.0	0.250
Dibromochloromethane	124-48-1		U	5.00	0.250
Dichlorodifluoromethane	75-71-8		U	10.0	0.250
Ethyl benzene	100-41-4		U	5.00	0.250
Isopropylbenzene	98-82-8		U	5.00	0.250
Methyl acetate	79-20-9		U	10.0	0.250
Methyl tert-butyl ether	1634-04-4		U	5.00	0.500
Methylcyclohexane	108-87-2		U	10.0	0.250
Methylene chloride	75-09-2		U	5.00	0.250
Styrene	100-42-5		U	5.00	0.125
Tetrachloroethene	127-18-4		U	5.00	0.250
Toluene	108-88-3		U	5.00	0.250
trans-1,3-Dichloropropene	10061-02-6		U	5.00	0.500
Trichloroethene	79-01-6		U	5.00	0.250
Trichlorofluoromethane	75-69-4		U	10.0	0.250
Vinyl chloride	75-01-4		U	10.0	0.250
Xylenes, Total	1330-20-7		U	5.00	0.500

Surrogate	% Recovery	Lower	Upper	Qual
1,2-Dichloroethane-d4	93.6	80	120	
Dibromofluoromethane	95.6	86	118	
p-Bromofluorobenzene	89.7	86	115	
Toluene-d8	93.3	88	110	

U Not detected at or above adjusted sample detection limit

Sample Number: L0612485-02
Client ID: 12WW02
Matrix: Water
Workgroup Number: WG230345
Collect Date: 12/19/2006 10:05
Sample Tag: DL01

PrePrep Method: NONE
Prep Method: 415.1
Analytical Method: 415.1
Analyst: DIH
Dilution: 4
Units: mg/L

Instrument: TOC-VWP
Prep Date: 12/27/2006 12:39
Cal Date: 01/12/2006 10:36
Run Date: 12/27/2006 12:39
File ID: TC12-27-2006.07

Analyte	CAS. Number	Result	Qual	PQL	SQL
Total Inorganic Carbon		98.4		4.00	2.00

Report Number: **L0612485**
Report Date : **January 3, 2007**

00047699

Sample Number: **L0612485-02**
Client ID: **12WW02**
Matrix: **Water**
Workgroup Number: **WG230345**
Collect Date: **12/19/2006 10:05**
Sample Tag: **DL01**

PrePrep Method: **NONE**
Prep Method: **415.1**
Analytical Method: **415.1**
Analyst: **DIH**
Dilution: **4**
Units: **mg/L**

Instrument: **TOC-VWP**
Prep Date: **12/27/2006 12:39**
Cal Date: **01/12/2006 10:36**
Run Date: **12/27/2006 12:39**
File ID: **TC12-27-2006.07**

Analyte	CAS. Number	Result	Qual	PQL	SQL
Total Organic Carbon		17.7		4.00	2.00

Sample Number: **L0612485-02**
Client ID: **12WW02**
Matrix: **Water**
Workgroup Number: **WG230324**
Collect Date: **12/19/2006 10:05**
Sample Tag: **01**

PrePrep Method: **NONE**
Prep Method: **5030B**
Analytical Method: **8260B**
Analyst: **CMS**
Dilution: **1**
Units: **ug/L**

Instrument: **HPMS11**
Prep Date: **12/27/2006 16:29**
Cal Date: **11/28/2006 12:56**
Run Date: **12/27/2006 16:29**
File ID: **11M39131**

Analyte	CAS. Number	Result	Qual	PQL	SQL
1,1,1-Trichloroethane	71-55-6		U	5.00	0.250
1,1,2,2-Tetrachloroethane	79-34-5		U	5.00	0.125
1,1,2-Trichloro-1,2,2-Trifluoroethane	76-13-1		U	10.0	0.250
1,1,2-Trichloroethane	79-00-5		U	5.00	0.250
1,1-Dichloroethane	75-34-3	4.11	J	5.00	0.125
1,1-Dichloroethene	75-35-4		U	5.00	0.500
1,2,4-Trichlorobenzene	120-82-1		U	5.00	0.200
1,2-Dibromo-3-chloropropane	96-12-8		U	5.00	1.00
1,2-Dibromoethane	106-93-4		U	5.00	0.250
1,2-Dichlorobenzene	95-50-1		U	5.00	0.125
1,2-Dichloroethane	107-06-2		U	5.00	0.250
cis-1,2-Dichloroethene	156-59-2	1.39	J	10.0	0.250
trans-1,2-Dichloroethene	156-60-5		U	5.00	0.250
1,2-Dichloropropane	78-87-5		U	5.00	0.200
1,3-Dichlorobenzene	541-73-1		U	5.00	0.250
1,4-Dichlorobenzene	106-46-7	0.254	J	5.00	0.125
2-Butanone	78-93-3		U	10.0	2.50
2-Hexanone	591-78-6		U	10.0	2.50
4-Methyl-2-pentanone	108-10-1		U	10.0	2.50
Acetone	67-64-1		U	10.0	2.50
Benzene	71-43-2	0.230	J	5.00	0.125
Bromodichloromethane	75-27-4		U	5.00	0.250
Bromoform	75-25-2		U	5.00	0.500
Bromomethane	74-83-9		U	10.0	0.500
Carbon disulfide	75-15-0		U	5.00	0.500
Carbon tetrachloride	56-23-5		U	5.00	0.250
Chlorobenzene	108-90-7	0.177	J	5.00	0.125
Chloroethane	75-00-3	0.685	J	10.0	0.500
Chloroform	67-66-3		U	5.00	0.125
Chloromethane	74-87-3		U	10.0	0.250
cis-1,3-Dichloropropene	10061-01-5		U	5.00	0.250
Cyclohexane	110-82-7		U	10.0	0.250
Dibromochloromethane	124-48-1		U	5.00	0.250
Dichlorodifluoromethane	75-71-8		U	10.0	0.250

Sample Number: L0612485-02
Client ID: 12WW02
Matrix: Water
Workgroup Number: WG230324
Collect Date: 12/19/2006 10:05
Sample Tag: 01

PrePrep Method: NONE
Prep Method: 5030B
Analytical Method: 8260B
Analyst: CMS
Dilution: 1
Units: ug/L

Instrument: HPMS11
Prep Date: 12/27/2006 16:29
Cal Date: 11/28/2006 12:56
Run Date: 12/27/2006 16:29
File ID: 11M39131

Analyte	CAS. Number	Result	Qual	PQL	SQL
Ethyl benzene	100-41-4		U	5.00	0.250
Isopropylbenzene	98-82-8		U	5.00	0.250
Methyl acetate	79-20-9		U	10.0	0.250
Methyl tert-butyl ether	1634-04-4		U	5.00	0.500
Methylcyclohexane	108-87-2		U	10.0	0.250
Methylene chloride	75-09-2		U	5.00	0.250
Styrene	100-42-5		U	5.00	0.125
Tetrachloroethene	127-18-4		U	5.00	0.250
Toluene	108-88-3		U	5.00	0.250
trans-1,3-Dichloropropene	10061-02-6		U	5.00	0.500
Trichloroethene	79-01-6		U	5.00	0.250
Trichlorofluoromethane	75-69-4		U	10.0	0.250
Vinyl chloride	75-01-4	4.30	J	10.0	0.250
Xylenes, Total	1330-20-7		U	5.00	0.500

Surrogate	% Recovery	Lower	Upper	Qual
1,2-Dichloroethane-d4	94.1	80	120	
Dibromofluoromethane	96.5	86	118	
p-Bromofluorobenzene	90.7	86	115	
Toluene-d8	92.5	88	110	

U Not detected at or above adjusted sample detection limit
J The analyte was positively identified, but the quantitation was below the RL

Sample Number: L0612485-02
Client ID: 12WW02
Matrix: Water
Workgroup Number: WG230008
Collect Date: 12/19/2006 10:05
Sample Tag: 01

PrePrep Method: NONE
Prep Method: 5021
Analytical Method: RSK175
Analyst: JLS
Dilution: 1
Units: ug/L

Instrument: HP16
Prep Date: 12/20/2006 18:04
Cal Date: 09/27/2006 15:29
Run Date: 12/20/2006 18:04
File ID: 16G5687

Analyte	CAS. Number	Result	Qual	PQL	SQL
methane	74-82-8	701	I	0.500	0.250
ethene	74-85-1	0.771		0.500	0.250
ethane	74-84-0	0.335	J	0.500	0.250

J The analyte was positively identified, but the quantitation was below the RL
I Semiquantitative result (out of instrument calibration range)

Sample Number: L0612485-02
Client ID: 12WW02
Matrix: Water
Workgroup Number: WG230108
Collect Date: 12/19/2006 10:05
Sample Tag: DL01

PrePrep Method: NONE
Prep Method: 5021
Analytical Method: RSK175
Analyst: JLS
Dilution: 10
Units: ug/L

Instrument: HP16
Prep Date: 12/21/2006 17:21
Cal Date: 09/27/2006 15:29
Run Date: 12/21/2006 17:21
File ID: 16G5719

Analyte	CAS. Number	Result	Qual	PQL	SQL
methane	74-82-8	478		5.00	2.50
ethene	74-85-1		U	5.00	2.50
ethane	74-84-0		U	5.00	2.50

U Not detected at or above adjusted sample detection limit

Sample Number: L0612485-02
Client ID: 12WW02
Matrix: Water
Workgroup Number: WG230107
Collect Date: 12/19/2006 10:05
Sample Tag: 01

PrePrep Method: NONE
Prep Method: 300.0
Analytical Method: 300.0
Analyst: JWR
Dilution: 1
Units: mg/L

Instrument: IC2
Prep Date: 12/20/2006 16:32
Cal Date: 12/08/2006 18:15
Run Date: 12/20/2006 16:32
File ID: I2122006.25

Analyte	CAS. Number	Result	Qual	PQL	SQL
Chloride	16887-00-6	116	I	0.200	0.100
Nitrate	14797-55-8		U	0.600	0.100
Nitrite	14797-65-0		U	0.400	0.100
Sulfate	14808-79-8	46.9		1.00	0.500

U Not detected at or above adjusted sample detection limit
I Semiquantitative result (out of instrument calibration range)

Sample Number: L0612485-02
Client ID: 12WW02
Matrix: Water
Workgroup Number: WG230107
Collect Date: 12/19/2006 10:05
Sample Tag: DL01

PrePrep Method: NONE
Prep Method: 300.0
Analytical Method: 300.0
Analyst: JWR
Dilution: 20
Units: mg/L

Instrument: IC2
Prep Date: 12/20/2006 17:42
Cal Date: 12/08/2006 18:15
Run Date: 12/20/2006 17:42
File ID: I2122006.29

Analyte	CAS. Number	Result	Qual	PQL	SQL
Chloride	16887-00-6	152		4.00	2.00
Nitrate	14797-55-8		U	12.0	2.00
Nitrite	14797-65-0		U	8.00	2.00
Sulfate	14808-79-8	50.4		20.0	10.0

U Not detected at or above adjusted sample detection limit

Sample Number: L0612485-03
Client ID: 12WW20
Matrix: Water
Workgroup Number: WG230107
Collect Date: 12/19/2006 11:25
Sample Tag: DL02

PrePrep Method: NONE
Prep Method: 300.0
Analytical Method: 300.0
Analyst: JWR
Dilution: 2
Units: mg/L

Instrument: IC2
Prep Date: 12/20/2006 17:59
Cal Date: 12/08/2006 18:15
Run Date: 12/20/2006 17:59
File ID: I2122006.30

Analyte	CAS. Number	Result	Qual	PQL	SQL
Chloride	16887-00-6	223	I	0.400	0.200
Nitrate	14797-55-8		U	1.20	0.200
Nitrite	14797-65-0		U	0.800	0.200
Sulfate	14808-79-8	176	I	2.00	1.00

U Not detected at or above adjusted sample detection limit
I Semiquantitative result (out of instrument calibration range)

Sample Number: L0612485-03
Client ID: 12WW20
Matrix: Water
Workgroup Number: WG230107
Collect Date: 12/19/2006 11:25
Sample Tag: DL03

PrePrep Method: NONE
Prep Method: 300.0
Analytical Method: 300.0
Analyst: JWR
Dilution: 40
Units: mg/L

Instrument: IC2
Prep Date: 12/20/2006 18:16
Cal Date: 12/08/2006 18:15
Run Date: 12/20/2006 18:16
File ID: I2122006.31

Analyte	CAS. Number	Result	Qual	PQL	SQL
Chloride	16887-00-6	289		8.00	4.00
Nitrate	14797-55-8		U	24.0	4.00
Nitrite	14797-65-0		U	16.0	4.00
Sulfate	14808-79-8	182		40.0	20.0

U Not detected at or above adjusted sample detection limit

Sample Number: L0612485-03
Client ID: 12WW20
Matrix: Water
Workgroup Number: WG230107
Collect Date: 12/19/2006 11:25
Sample Tag: DL01

PrePrep Method: NONE
Prep Method: 300.0
Analytical Method: 300.0
Analyst: JWR
Dilution: 10
Units: mg/L

Instrument: IC2
Prep Date: 12/20/2006 14:13
Cal Date: 12/08/2006 18:15
Run Date: 12/20/2006 14:13
File ID: I2122006.17

Analyte	CAS. Number	Result	Qual	PQL	SQL
Chloride	16887-00-6	279	I	2.00	1.00
Nitrate	14797-55-8		U	6.00	1.00
Nitrite	14797-65-0		U	4.00	1.00
Sulfate	14808-79-8	178		10.0	5.00

U Not detected at or above adjusted sample detection limit
I Semiquantitative result (out of instrument calibration range)

Sample Number: L0612485-03
Client ID: 12WW20
Matrix: Water
Workgroup Number: WG230324
Collect Date: 12/19/2006 11:25
Sample Tag: 01

PrePrep Method: NONE
Prep Method: 5030B
Analytical Method: 8260B
Analyst: CMS
Dilution: 1
Units: ug/L

Instrument: HPMS11
Prep Date: 12/27/2006 13:24
Cal Date: 11/28/2006 12:56
Run Date: 12/27/2006 13:24
File ID: 11M39125

Analyte	CAS. Number	Result	Qual	PQL	SQL
1,1,1-Trichloroethane	71-55-6		U	5.00	0.250
1,1,2,2-Tetrachloroethane	79-34-5		U	5.00	0.125
1,1,2-Trichloro-1,2,2-Trifluoroethane	76-13-1		U	10.0	0.250
1,1,2-Trichloroethane	79-00-5		U	5.00	0.250
1,1-Dichloroethane	75-34-3		U	5.00	0.125
1,1-Dichloroethene	75-35-4		U	5.00	0.500
1,2,4-Trichlorobenzene	120-82-1		U	5.00	0.200
1,2-Dibromo-3-chloropropane	96-12-8		U	5.00	1.00
1,2-Dibromoethane	106-93-4		U	5.00	0.250
1,2-Dichlorobenzene	95-50-1		U	5.00	0.125
1,2-Dichloroethane	107-06-2		U	5.00	0.250
cis-1,2-Dichloroethene	156-59-2	0.594	J	10.0	0.250
trans-1,2-Dichloroethene	156-60-5		U	5.00	0.250
1,2-Dichloropropane	78-87-5		U	5.00	0.200
1,3-Dichlorobenzene	541-73-1		U	5.00	0.250
1,4-Dichlorobenzene	106-46-7		U	5.00	0.125
2-Butanone	78-93-3		U	10.0	2.50
2-Hexanone	591-78-6		U	10.0	2.50
4-Methyl-2-pentanone	108-10-1		U	10.0	2.50
Acetone	67-64-1		U	10.0	2.50
Benzene	71-43-2		U	5.00	0.125
Bromodichloromethane	75-27-4		U	5.00	0.250
Bromoform	75-25-2		U	5.00	0.500
Bromomethane	74-83-9		U	10.0	0.500
Carbon disulfide	75-15-0		U	5.00	0.500
Carbon tetrachloride	56-23-5		U	5.00	0.250
Chlorobenzene	108-90-7		U	5.00	0.125
Chloroethane	75-00-3		U	10.0	0.500
Chloroform	67-66-3		U	5.00	0.125
Chloromethane	74-87-3		U	10.0	0.250
cis-1,3-Dichloropropene	10061-01-5		U	5.00	0.250
Cyclohexane	110-82-7		U	10.0	0.250
Dibromochloromethane	124-48-1		U	5.00	0.250

Sample Number: L0612485-03
Client ID: 12WW20
Matrix: Water
Workgroup Number: WG230324
Collect Date: 12/19/2006 11:25
Sample Tag: 01

PrePrep Method: NONE
Prep Method: 5030B
Analytical Method: 8260B
Analyst: CMS
Dilution: 1
Units: ug/L

Instrument: HPMS11
Prep Date: 12/27/2006 13:24
Cal Date: 11/28/2006 12:56
Run Date: 12/27/2006 13:24
File ID: 11M39125

Analyte	CAS. Number	Result	Qual	PQL	SQL
Dichlorodifluoromethane	75-71-8		U	10.0	0.250
Ethyl benzene	100-41-4		U	5.00	0.250
Isopropylbenzene	98-82-8		U	5.00	0.250
Methyl acetate	79-20-9		U	10.0	0.250
Methyl tert-butyl ether	1634-04-4		U	5.00	0.500
Methylcyclohexane	108-87-2		U	10.0	0.250
Methylene chloride	75-09-2		U	5.00	0.250
Styrene	100-42-5		U	5.00	0.125
Tetrachloroethene	127-18-4		U	5.00	0.250
Toluene	108-88-3		U	5.00	0.250
trans-1,3-Dichloropropene	10061-02-6		U	5.00	0.500
Trichloroethene	79-01-6	0.713	J	5.00	0.250
Trichlorofluoromethane	75-69-4		U	10.0	0.250
Vinyl chloride	75-01-4		U	10.0	0.250
Xylenes, Total	1330-20-7		U	5.00	0.500

Surrogate	% Recovery	Lower	Upper	Qual
1,2-Dichloroethane-d4	89.9	80	120	
Dibromofluoromethane	94.0	86	118	
p-Bromofluorobenzene	91.0	86	115	
Toluene-d8	92.6	88	110	

U Not detected at or above adjusted sample detection limit
J The analyte was positively identified, but the quantitation was below the RL

Sample Number: L0612485-03
Client ID: 12WW20
Matrix: Water
Workgroup Number: WG230208
Collect Date: 12/19/2006 11:25
Sample Tag: 01

PrePrep Method: NONE
Prep Method: 415.1
Analytical Method: 415.1
Analyst: DIH
Dilution: 1
Units: mg/L

Instrument: TOC-VWP
Prep Date: 12/26/2006 23:07
Cal Date: 01/12/2006 10:36
Run Date: 12/26/2006 23:07
File ID: TC12-26-2006.38

Analyte	CAS. Number	Result	Qual	PQL	SQL
Total Inorganic Carbon		16.2		1.00	0.500

Sample Number: L0612485-03
Client ID: 12WW20
Matrix: Water
Workgroup Number: WG230208
Collect Date: 12/19/2006 11:25
Sample Tag: 01

PrePrep Method: NONE
Prep Method: 415.1
Analytical Method: 415.1
Analyst: DIH
Dilution: 1
Units: mg/L

Instrument: TOC-VWP
Prep Date: 12/26/2006 23:07
Cal Date: 01/12/2006 10:36
Run Date: 12/26/2006 23:07
File ID: TC12-26-2006.38

Analyte	CAS. Number	Result	Qual	PQL	SQL
Total Organic Carbon		4.52		1.00	0.500

Sample Number: L0612485-03
Client ID: 12WW20
Matrix: Water
Workgroup Number: WG230008
Collect Date: 12/19/2006 11:25
Sample Tag: 01

PrePrep Method: NONE
Prep Method: 5021
Analytical Method: RSK175
Analyst: JLS
Dilution: 1
Units: ug/L

Instrument: HP16
Prep Date: 12/20/2006 18:18
Cal Date: 09/27/2006 15:29
Run Date: 12/20/2006 18:18
File ID: 16G5688

Analyte	CAS. Number	Result	Qual	PQL	SQL
methane	74-82-8	76.0		0.500	0.250
ethene	74-85-1	0.476	J	0.500	0.250
ethane	74-84-0		U	0.500	0.250

U Not detected at or above adjusted sample detection limit
J The analyte was positively identified, but the quantitation was below the RL

Sample Number: L0612485-04
Client ID: 12WW24
Matrix: Water
Workgroup Number: WG230345
Collect Date: 12/19/2006 13:35
Sample Tag: DL01

PrePrep Method: NONE
Prep Method: 415.1
Analytical Method: 415.1
Analyst: DIH
Dilution: 2
Units: mg/L

Instrument: TOC-VWP
Prep Date: 12/27/2006 12:55
Cal Date: 01/12/2006 10:36
Run Date: 12/27/2006 12:55
File ID: TC12-27-2006.08

Analyte	CAS. Number	Result	Qual	PQL	SQL
Total Inorganic Carbon		71.3		2.00	1.00

Sample Number: L0612485-04
Client ID: 12WW24
Matrix: Water
Workgroup Number: WG230345
Collect Date: 12/19/2006 13:35
Sample Tag: DL01

PrePrep Method: NONE
Prep Method: 415.1
Analytical Method: 415.1
Analyst: DIH
Dilution: 2
Units: mg/L

Instrument: TOC-VWP
Prep Date: 12/27/2006 12:55
Cal Date: 01/12/2006 10:36
Run Date: 12/27/2006 12:55
File ID: TC12-27-2006.08

Analyte	CAS. Number	Result	Qual	PQL	SQL
Total Organic Carbon		18.8		2.00	1.00

Report Number: **L0612485**
Report Date : **January 3, 2007**

00047705

Sample Number: **L0612485-04**
Client ID: **12WW24**
Matrix: **Water**
Workgroup Number: **WG230324**
Collect Date: **12/19/2006 13:35**
Sample Tag: **01**

PrePrep Method: **NONE**
Prep Method: **5030B**
Analytical Method: **8260B**
Analyst: **CMS**
Dilution: **1**
Units: **ug/L**

Instrument: **HPMS11**
Prep Date: **12/27/2006 13:55**
Cal Date: **11/28/2006 12:56**
Run Date: **12/27/2006 13:55**
File ID: **11M39126**

Analyte	CAS. Number	Result	Qual	PQL	SQL
1,1,1-Trichloroethane	71-55-6		U	5.00	0.250
1,1,2,2-Tetrachloroethane	79-34-5		U	5.00	0.125
1,1,2-Trichloro-1,2,2-Trifluoroethane	76-13-1		U	10.0	0.250
1,1,2-Trichloroethane	79-00-5		U	5.00	0.250
1,1-Dichloroethane	75-34-3	1.31	J	5.00	0.125
1,1-Dichloroethene	75-35-4	0.945	J	5.00	0.500
1,2,4-Trichlorobenzene	120-82-1		U	5.00	0.200
1,2-Dibromo-3-chloropropane	96-12-8		U	5.00	1.00
1,2-Dibromoethane	106-93-4		U	5.00	0.250
1,2-Dichlorobenzene	95-50-1		U	5.00	0.125
1,2-Dichloroethane	107-06-2		U	5.00	0.250
cis-1,2-Dichloroethene	156-59-2	113		10.0	0.250
trans-1,2-Dichloroethene	156-60-5	0.425	J	5.00	0.250
1,2-Dichloropropane	78-87-5		U	5.00	0.200
1,3-Dichlorobenzene	541-73-1		U	5.00	0.250
1,4-Dichlorobenzene	106-46-7	5.10		5.00	0.125
2-Butanone	78-93-3		U	10.0	2.50
2-Hexanone	591-78-6		U	10.0	2.50
4-Methyl-2-pentanone	108-10-1		U	10.0	2.50
Acetone	67-64-1		U	10.0	2.50
Benzene	71-43-2	1.11	J	5.00	0.125
Bromodichloromethane	75-27-4		U	5.00	0.250
Bromoform	75-25-2		U	5.00	0.500
Bromomethane	74-83-9		U	10.0	0.500
Carbon disulfide	75-15-0		U	5.00	0.500
Carbon tetrachloride	56-23-5		U	5.00	0.250
Chlorobenzene	108-90-7	15.2		5.00	0.125
Chloroethane	75-00-3		U	10.0	0.500
Chloroform	67-66-3	0.807	J	5.00	0.125
Chloromethane	74-87-3		U	10.0	0.250
cis-1,3-Dichloropropene	10061-01-5		U	5.00	0.250
Cyclohexane	110-82-7		U	10.0	0.250
Dibromochloromethane	124-48-1		U	5.00	0.250
Dichlorodifluoromethane	75-71-8		U	10.0	0.250
Ethyl benzene	100-41-4		U	5.00	0.250
Isopropylbenzene	98-82-8	0.352	J	5.00	0.250
Methyl acetate	79-20-9		U	10.0	0.250
Methyl tert-butyl ether	1634-04-4		U	5.00	0.500
Methylcyclohexane	108-87-2		U	10.0	0.250
Methylene chloride	75-09-2		U	5.00	0.250
Styrene	100-42-5		U	5.00	0.125
Tetrachloroethene	127-18-4	1.12	J	5.00	0.250
Toluene	108-88-3		U	5.00	0.250
trans-1,3-Dichloropropene	10061-02-6		U	5.00	0.500
Trichloroethene	79-01-6	412	I	5.00	0.250
Trichlorofluoromethane	75-69-4		U	10.0	0.250
Vinyl chloride	75-01-4	5.35	J	10.0	0.250
Xylenes, Total	1330-20-7		U	5.00	0.500

Sample Number: L0612485-04
Client ID: 12WW24
Matrix: Water
Workgroup Number: WG230324
Collect Date: 12/19/2006 13:35
Sample Tag: 01

PrePrep Method: NONE
Prep Method: 5030B
Analytical Method: 8260B
Analyst: CMS
Dilution: 1
Units: ug/L

Instrument: HPMS11
Prep Date: 12/27/2006 13:55
Cal Date: 11/28/2006 12:56
Run Date: 12/27/2006 13:55
File ID: 11M39126

Surrogate	% Recovery	Lower	Upper	Qual
1,2-Dichloroethane-d4	91.3	80	120	
Dibromofluoromethane	95.6	86	118	
p-Bromofluorobenzene	91.1	86	115	
Toluene-d8	95.6	88	110	

U Not detected at or above adjusted sample detection limit
J The analyte was positively identified, but the quantitation was below the RL
I Semiquantitative result (out of instrument calibration range)

Sample Number: L0612485-04
Client ID: 12WW24
Matrix: Water
Workgroup Number: WG230417
Collect Date: 12/19/2006 13:35
Sample Tag: DL01

PrePrep Method: NONE
Prep Method: 5030B
Analytical Method: 8260B
Analyst: CMS
Dilution: 10
Units: ug/L

Instrument: HPMS11
Prep Date: 12/28/2006 10:13
Cal Date: 11/28/2006 12:56
Run Date: 12/28/2006 10:13
File ID: 11M39147

Analyte	CAS. Number	Result	Qual	PQL	SQL
1,1,1-Trichloroethane	71-55-6		U	50.0	2.50
1,1,2,2-Tetrachloroethane	79-34-5		U	50.0	1.25
1,1,2-Trichloro-1,2,2-Trifluoroethane	76-13-1		U	100	2.50
1,1,2-Trichloroethane	79-00-5		U	50.0	2.50
1,1-Dichloroethane	75-34-3		U	50.0	1.25
1,1-Dichloroethene	75-35-4		U	50.0	5.00
1,2,4-Trichlorobenzene	120-82-1		U	50.0	2.00
1,2-Dibromo-3-chloropropane	96-12-8		U	50.0	10.0
1,2-Dibromoethane	106-93-4		U	50.0	2.50
1,2-Dichlorobenzene	95-50-1		U	50.0	1.25
1,2-Dichloroethane	107-06-2		U	50.0	2.50
cis-1,2-Dichloroethene	156-59-2	97.5	J	100	2.50
trans-1,2-Dichloroethene	156-60-5		U	50.0	2.50
1,2-Dichloropropane	78-87-5		U	50.0	2.00
1,3-Dichlorobenzene	541-73-1		U	50.0	2.50
1,4-Dichlorobenzene	106-46-7	4.70	J	50.0	1.25
2-Butanone	78-93-3		U	100	25.0
2-Hexanone	591-78-6		U	100	25.0
4-Methyl-2-pentanone	108-10-1		U	100	25.0
Acetone	67-64-1		U	100	25.0
Benzene	71-43-2		U	50.0	1.25
Bromodichloromethane	75-27-4		U	50.0	2.50
Bromoform	75-25-2		U	50.0	5.00
Bromomethane	74-83-9		U	100	5.00
Carbon disulfide	75-15-0		U	50.0	5.00
Carbon tetrachloride	56-23-5		U	50.0	2.50
Chlorobenzene	108-90-7	13.6	J	50.0	1.25
Chloroethane	75-00-3		U	100	5.00
Chloroform	67-66-3		U	50.0	1.25
Chloromethane	74-87-3		U	100	2.50
cis-1,3-Dichloropropene	10061-01-5		U	50.0	2.50
Cyclohexane	110-82-7		U	100	2.50

Sample Number: L0612485-04
Client ID: 12WW24
Matrix: Water
Workgroup Number: WG230417
Collect Date: 12/19/2006 13:35
Sample Tag: DL01

PrePrep Method: NONE
Prep Method: 5030B
Analytical Method: 8260B
Analyst: CMS
Dilution: 10
Units: ug/L

Instrument: HPMS11
Prep Date: 12/28/2006 10:13
Cal Date: 11/28/2006 12:56
Run Date: 12/28/2006 10:13
File ID: 11M39147

Analyte	CAS. Number	Result	Qual	PQL	SQL
Dibromochloromethane	124-48-1		U	50.0	2.50
Dichlorodifluoromethane	75-71-8		U	100	2.50
Ethyl benzene	100-41-4		U	50.0	2.50
Isopropylbenzene	98-82-8		U	50.0	2.50
Methyl acetate	79-20-9		U	100	2.50
Methyl tert-butyl ether	1634-04-4		U	50.0	5.00
Methylcyclohexane	108-87-2		U	100	2.50
Methylene chloride	75-09-2		U	50.0	2.50
Styrene	100-42-5		U	50.0	1.25
Tetrachloroethene	127-18-4		U	50.0	2.50
Toluene	108-88-3		U	50.0	2.50
trans-1,3-Dichloropropene	10061-02-6		U	50.0	5.00
Trichloroethene	79-01-6	396		50.0	2.50
Trichlorofluoromethane	75-69-4		U	100	2.50
Vinyl chloride	75-01-4	8.24	J	100	2.50
Xylenes, Total	1330-20-7		U	50.0	5.00

Surrogate	% Recovery	Lower	Upper	Qual
1,2-Dichloroethane-d4	91.2	80	120	
Dibromofluoromethane	95.3	86	118	
p-Bromofluorobenzene	90.4	86	115	
Toluene-d8	92.7	88	110	

U Not detected at or above adjusted sample detection limit
J The analyte was positively identified, but the quantitation was below the RL

Sample Number: L0612485-04
Client ID: 12WW24
Matrix: Water
Workgroup Number: WG230008
Collect Date: 12/19/2006 13:35
Sample Tag: 01

PrePrep Method: NONE
Prep Method: 5021
Analytical Method: RSK175
Analyst: JLS
Dilution: 1
Units: ug/L

Instrument: HP16
Prep Date: 12/20/2006 18:46
Cal Date: 09/27/2006 15:29
Run Date: 12/20/2006 18:46
File ID: 16G5690

Analyte	CAS. Number	Result	Qual	PQL	SQL
methane	74-82-8	14.0		0.500	0.250
ethene	74-85-1	0.382	J	0.500	0.250
ethane	74-84-0	0.394	J	0.500	0.250

J The analyte was positively identified, but the quantitation was below the RL

Sample Number: L0612485-04
Client ID: 12WW24
Matrix: Water
Workgroup Number: WG230107
Collect Date: 12/19/2006 13:35
Sample Tag: DL02

PrePrep Method: NONE
Prep Method: 300.0
Analytical Method: 300.0
Analyst: JWR
Dilution: 2
Units: mg/L

Instrument: IC2
Prep Date: 12/20/2006 18:34
Cal Date: 12/08/2006 18:15
Run Date: 12/20/2006 18:34
File ID: I2122006.32

Analyte	CAS. Number	Result	Qual	PQL	SQL
Chloride	16887-00-6	234	I	0.400	0.200
Nitrate	14797-55-8	0.386	J	1.20	0.200
Nitrite	14797-65-0		U	0.800	0.200
Sulfate	14808-79-8	201	I	2.00	1.00

J The analyte was positively identified, but the quantitation was below the RL
U Not detected at or above adjusted sample detection limit
I Semiquantitative result (out of instrument calibration range)

Sample Number: L0612485-04
Client ID: 12WW24
Matrix: Water
Workgroup Number: WG230107
Collect Date: 12/19/2006 13:35
Sample Tag: DL03

PrePrep Method: NONE
Prep Method: 300.0
Analytical Method: 300.0
Analyst: JWR
Dilution: 40
Units: mg/L

Instrument: IC2
Prep Date: 12/20/2006 18:51
Cal Date: 12/08/2006 18:15
Run Date: 12/20/2006 18:51
File ID: I2122006.33

Analyte	CAS. Number	Result	Qual	PQL	SQL
Chloride	16887-00-6	310		8.00	4.00
Nitrate	14797-55-8		U	24.0	4.00
Nitrite	14797-65-0		U	16.0	4.00
Sulfate	14808-79-8	208		40.0	20.0

U Not detected at or above adjusted sample detection limit

Sample Number: L0612485-04
Client ID: 12WW24
Matrix: Water
Workgroup Number: WG230107
Collect Date: 12/19/2006 13:35
Sample Tag: DL01

PrePrep Method: NONE
Prep Method: 300.0
Analytical Method: 300.0
Analyst: JWR
Dilution: 10
Units: mg/L

Instrument: IC2
Prep Date: 12/20/2006 14:30
Cal Date: 12/08/2006 18:15
Run Date: 12/20/2006 14:30
File ID: I2122006.18

Analyte	CAS. Number	Result	Qual	PQL	SQL
Chloride	16887-00-6	296	I	2.00	1.00
Nitrate	14797-55-8		U	6.00	1.00
Nitrite	14797-65-0		U	4.00	1.00
Sulfate	14808-79-8	207		10.0	5.00

U Not detected at or above adjusted sample detection limit
I Semiquantitative result (out of instrument calibration range)

Sample Number: L0612485-05
Client ID: 12WW05
Matrix: Water
Workgroup Number: WG230208
Collect Date: 12/19/2006 08:45
Sample Tag: 01

PrePrep Method: NONE
Prep Method: 415.1
Analytical Method: 415.1
Analyst: DIH
Dilution: 1
Units: mg/L

Instrument: TOC-VWP
Prep Date: 12/27/2006 00:02
Cal Date: 01/12/2006 10:36
Run Date: 12/27/2006 00:02
File ID: TC12-26-2006.42

Analyte	CAS. Number	Result	Qual	PQL	SQL
Total Inorganic Carbon		22.1		1.00	0.500

Sample Number: L0612485-05
Client ID: 12WW05
Matrix: Water
Workgroup Number: WG230208
Collect Date: 12/19/2006 08:45
Sample Tag: 01

PrePrep Method: NONE
Prep Method: 415.1
Analytical Method: 415.1
Analyst: DIH
Dilution: 1
Units: mg/L

Instrument: TOC-VWP
Prep Date: 12/27/2006 00:02
Cal Date: 01/12/2006 10:36
Run Date: 12/27/2006 00:02
File ID: TC12-26-2006.42

Analyte	CAS. Number	Result	Qual	PQL	SQL
Total Organic Carbon		4.67		1.00	0.500

Sample Number: L0612485-05
Client ID: 12WW05
Matrix: Water
Workgroup Number: WG230107
Collect Date: 12/19/2006 08:45
Sample Tag: DL02

PrePrep Method: NONE
Prep Method: 300.0
Analytical Method: 300.0
Analyst: JWR
Dilution: 4
Units: mg/L

Instrument: IC2
Prep Date: 12/20/2006 19:43
Cal Date: 12/08/2006 18:15
Run Date: 12/20/2006 19:43
File ID: I2122006.36

Analyte	CAS. Number	Result	Qual	PQL	SQL
Chloride	16887-00-6	553	I	0.800	0.400
Nitrate	14797-55-8		U	2.40	0.400
Nitrite	14797-65-0		U	1.60	0.400
Sulfate	14808-79-8	291	I	4.00	2.00

U Not detected at or above adjusted sample detection limit
I Semiquantitative result (out of instrument calibration range)

Sample Number: L0612485-05
Client ID: 12WW05
Matrix: Water
Workgroup Number: WG230107
Collect Date: 12/19/2006 08:45
Sample Tag: DL03

PrePrep Method: NONE
Prep Method: 300.0
Analytical Method: 300.0
Analyst: JWR
Dilution: 100
Units: mg/L

Instrument: IC2
Prep Date: 12/20/2006 20:01
Cal Date: 12/08/2006 18:15
Run Date: 12/20/2006 20:01
File ID: I2122006.37

Analyte	CAS. Number	Result	Qual	PQL	SQL
Chloride	16887-00-6	747		20.0	10.0
Nitrate	14797-55-8		U	60.0	10.0
Nitrite	14797-65-0		U	40.0	10.0
Sulfate	14808-79-8	266		100	50.0

U Not detected at or above adjusted sample detection limit

Sample Number: L0612485-05
Client ID: 12WW05
Matrix: Water
Workgroup Number: WG230107
Collect Date: 12/19/2006 08:45
Sample Tag: DL01

PrePrep Method: NONE
Prep Method: 300.0
Analytical Method: 300.0
Analyst: JWR
Dilution: 10
Units: mg/L

Instrument: IC2
Prep Date: 12/20/2006 14:48
Cal Date: 12/08/2006 18:15
Run Date: 12/20/2006 14:48
File ID: I2122006.19

Analyte	CAS. Number	Result	Qual	PQL	SQL
Chloride	16887-00-6	663	I	2.00	1.00
Nitrate	14797-55-8		U	6.00	1.00
Nitrite	14797-65-0		U	4.00	1.00
Sulfate	14808-79-8	281		10.0	5.00

U Not detected at or above adjusted sample detection limit
I Semiquantitative result (out of instrument calibration range)

Report Number: **L0612485**
Report Date : **January 3, 2007**

00047710

Sample Number: **L0612485-05**
Client ID: **12WW05**
Matrix: **Water**
Workgroup Number: **WG230324**
Collect Date: **12/19/2006 08:45**
Sample Tag: **01**

PrePrep Method: **NONE**
Prep Method: **5030B**
Analytical Method: **8260B**
Analyst: **CMS**
Dilution: **1**
Units: **ug/L**

Instrument: **HPMS11**
Prep Date: **12/27/2006 14:26**
Cal Date: **11/28/2006 12:56**
Run Date: **12/27/2006 14:26**
File ID: **11M39127**

Analyte	CAS. Number	Result	Qual	PQL	SQL
1,1,1-Trichloroethane	71-55-6		U	5.00	0.250
1,1,2,2-Tetrachloroethane	79-34-5		U	5.00	0.125
1,1,2-Trichloro-1,2,2-Trifluoroethane	76-13-1		U	10.0	0.250
1,1,2-Trichloroethane	79-00-5		U	5.00	0.250
1,1-Dichloroethane	75-34-3		U	5.00	0.125
1,1-Dichloroethene	75-35-4		U	5.00	0.500
1,2,4-Trichlorobenzene	120-82-1		U	5.00	0.200
1,2-Dibromo-3-chloropropane	96-12-8		U	5.00	1.00
1,2-Dibromoethane	106-93-4		U	5.00	0.250
1,2-Dichlorobenzene	95-50-1		U	5.00	0.125
1,2-Dichloroethane	107-06-2		U	5.00	0.250
cis-1,2-Dichloroethene	156-59-2		U	10.0	0.250
trans-1,2-Dichloroethene	156-60-5		U	5.00	0.250
1,2-Dichloropropane	78-87-5		U	5.00	0.200
1,3-Dichlorobenzene	541-73-1		U	5.00	0.250
1,4-Dichlorobenzene	106-46-7		U	5.00	0.125
2-Butanone	78-93-3		U	10.0	2.50
2-Hexanone	591-78-6		U	10.0	2.50
4-Methyl-2-pentanone	108-10-1		U	10.0	2.50
Acetone	67-64-1		U	10.0	2.50
Benzene	71-43-2		U	5.00	0.125
Bromodichloromethane	75-27-4		U	5.00	0.250
Bromoform	75-25-2		U	5.00	0.500
Bromomethane	74-83-9		U	10.0	0.500
Carbon disulfide	75-15-0		U	5.00	0.500
Carbon tetrachloride	56-23-5		U	5.00	0.250
Chlorobenzene	108-90-7		U	5.00	0.125
Chloroethane	75-00-3		U	10.0	0.500
Chloroform	67-66-3		U	5.00	0.125
Chloromethane	74-87-3		U	10.0	0.250
cis-1,3-Dichloropropene	10061-01-5		U	5.00	0.250
Cyclohexane	110-82-7		U	10.0	0.250
Dibromochloromethane	124-48-1		U	5.00	0.250
Dichlorodifluoromethane	75-71-8		U	10.0	0.250
Ethyl benzene	100-41-4		U	5.00	0.250
Isopropylbenzene	98-82-8		U	5.00	0.250
Methyl acetate	79-20-9		U	10.0	0.250
Methyl tert-butyl ether	1634-04-4		U	5.00	0.500
Methylcyclohexane	108-87-2		U	10.0	0.250
Methylene chloride	75-09-2		U	5.00	0.250
Styrene	100-42-5		U	5.00	0.125
Tetrachloroethene	127-18-4		U	5.00	0.250
Toluene	108-88-3		U	5.00	0.250
trans-1,3-Dichloropropene	10061-02-6		U	5.00	0.500
Trichloroethene	79-01-6		U	5.00	0.250
Trichlorofluoromethane	75-69-4		U	10.0	0.250
Vinyl chloride	75-01-4		U	10.0	0.250
Xylenes, Total	1330-20-7		U	5.00	0.500

Sample Number: L0612485-05
Client ID: 12WW05
Matrix: Water
Workgroup Number: WG230324
Collect Date: 12/19/2006 08:45
Sample Tag: 01

PrePrep Method: NONE
Prep Method: 5030B
Analytical Method: 8260B
Analyst: CMS
Dilution: 1
Units: ug/L

Instrument: HPMS11
Prep Date: 12/27/2006 14:26
Cal Date: 11/28/2006 12:56
Run Date: 12/27/2006 14:26
File ID: 11M39127

Surrogate	% Recovery	Lower	Upper	Qual
1,2-Dichloroethane-d4	91.9	80	120	
Dibromofluoromethane	95.3	86	118	
p-Bromofluorobenzene	90.7	86	115	
Toluene-d8	92.9	88	110	

U Not detected at or above adjusted sample detection limit

Sample Number: L0612485-05
Client ID: 12WW05
Matrix: Water
Workgroup Number: WG230008
Collect Date: 12/19/2006 08:45
Sample Tag: 01

PrePrep Method: NONE
Prep Method: 5021
Analytical Method: RSK175
Analyst: JLS
Dilution: 1
Units: ug/L

Instrument: HP16
Prep Date: 12/20/2006 19:00
Cal Date: 09/27/2006 15:29
Run Date: 12/20/2006 19:00
File ID: 16G5691

Analyte	CAS. Number	Result	Qual	PQL	SQL
methane	74-82-8	1.95		0.500	0.250
ethene	74-85-1		U	0.500	0.250
ethane	74-84-0		U	0.500	0.250

U Not detected at or above adjusted sample detection limit

Sample Number: L0612485-06
Client ID: 12WW24-QC
Matrix: Water
Workgroup Number: WG230008
Collect Date: 12/19/2006 13:35
Sample Tag: 01

PrePrep Method: NONE
Prep Method: 5021
Analytical Method: RSK175
Analyst: JLS
Dilution: 1
Units: ug/L

Instrument: HP16
Prep Date: 12/20/2006 19:14
Cal Date: 09/27/2006 15:29
Run Date: 12/20/2006 19:14
File ID: 16G5692

Analyte	CAS. Number	Result	Qual	PQL	SQL
methane	74-82-8	15.9		0.500	0.250
ethene	74-85-1	0.482	J	0.500	0.250
ethane	74-84-0	0.400	J	0.500	0.250

J The analyte was positively identified, but the quantitation was below the RL

Sample Number: L0612485-06
Client ID: 12WW24-QC
Matrix: Water
Workgroup Number: WG230345
Collect Date: 12/19/2006 13:35
Sample Tag: DL01

PrePrep Method: NONE
Prep Method: 415.1
Analytical Method: 415.1
Analyst: DIH
Dilution: 2
Units: mg/L

Instrument: TOC-VWP
Prep Date: 12/27/2006 13:10
Cal Date: 01/12/2006 10:36
Run Date: 12/27/2006 13:10
File ID: TC12-27-2006.09

Analyte	CAS. Number	Result	Qual	PQL	SQL
Total Inorganic Carbon		64.0		2.00	1.00

Sample Number: L0612485-06
Client ID: 12WW24-QC
Matrix: Water
Workgroup Number: WG230345
Collect Date: 12/19/2006 13:35
Sample Tag: DL01

PrePrep Method: NONE
Prep Method: 415.1
Analytical Method: 415.1
Analyst: DIH
Dilution: 2
Units: mg/L

Instrument: TOC-VWP
Prep Date: 12/27/2006 13:10
Cal Date: 01/12/2006 10:36
Run Date: 12/27/2006 13:10
File ID: TC12-27-2006.09

Analyte	CAS. Number	Result	Qual	PQL	SQL
Total Organic Carbon		22.5		2.00	1.00

Sample Number: L0612485-06
Client ID: 12WW24-QC
Matrix: Water
Workgroup Number: WG230107
Collect Date: 12/19/2006 13:35
Sample Tag: DL01

PrePrep Method: NONE
Prep Method: 300.0
Analytical Method: 300.0
Analyst: JWR
Dilution: 10
Units: mg/L

Instrument: IC2
Prep Date: 12/20/2006 15:05
Cal Date: 12/08/2006 18:15
Run Date: 12/20/2006 15:05
File ID: I2122006.20

Analyte	CAS. Number	Result	Qual	PQL	SQL
Chloride	16887-00-6	292	I	2.00	1.00
Nitrate	14797-55-8		U	6.00	1.00
Nitrite	14797-65-0		U	4.00	1.00
Sulfate	14808-79-8	179		10.0	5.00

U Not detected at or above adjusted sample detection limit
I Semiquantitative result (out of instrument calibration range)

Sample Number: L0612485-06
Client ID: 12WW24-QC
Matrix: Water
Workgroup Number: WG230107
Collect Date: 12/19/2006 13:35
Sample Tag: DL02

PrePrep Method: NONE
Prep Method: 300.0
Analytical Method: 300.0
Analyst: JWR
Dilution: 2
Units: mg/L

Instrument: IC2
Prep Date: 12/20/2006 20:18
Cal Date: 12/08/2006 18:15
Run Date: 12/20/2006 20:18
File ID: I2122006.38

Analyte	CAS. Number	Result	Qual	PQL	SQL
Chloride	16887-00-6	235	I	0.400	0.200
Nitrate	14797-55-8	0.364	J	1.20	0.200
Nitrite	14797-65-0		U	0.800	0.200
Sulfate	14808-79-8	177	I	2.00	1.00

J The analyte was positively identified, but the quantitation was below the RL
U Not detected at or above adjusted sample detection limit
I Semiquantitative result (out of instrument calibration range)

Sample Number: L0612485-06
Client ID: 12WW24-QC
Matrix: Water
Workgroup Number: WG230107
Collect Date: 12/19/2006 13:35
Sample Tag: DL03

PrePrep Method: NONE
Prep Method: 300.0
Analytical Method: 300.0
Analyst: JWR
Dilution: 40
Units: mg/L

Instrument: IC2
Prep Date: 12/20/2006 20:36
Cal Date: 12/08/2006 18:15
Run Date: 12/20/2006 20:36
File ID: I2122006.39

Analyte	CAS. Number	Result	Qual	PQL	SQL
Chloride	16887-00-6	301		8.00	4.00
Nitrate	14797-55-8		U	24.0	4.00
Nitrite	14797-65-0		U	16.0	4.00
Sulfate	14808-79-8	187		40.0	20.0

U Not detected at or above adjusted sample detection limit

Report Number: **L0612485**
Report Date : **January 3, 2007**

00047713

Sample Number: **L0612485-06**
Client ID: **12WW24-QC**
Matrix: **Water**
Workgroup Number: **WG230324**
Collect Date: **12/19/2006 13:35**
Sample Tag: **01**

PrePrep Method: **NONE**
Prep Method: **5030B**
Analytical Method: **8260B**
Analyst: **CMS**
Dilution: **1**
Units: **ug/L**

Instrument: **HPMS11**
Prep Date: **12/27/2006 14:57**
Cal Date: **11/28/2006 12:56**
Run Date: **12/27/2006 14:57**
File ID: **11M39128**

Analyte	CAS. Number	Result	Qual	PQL	SQL
1,1,1-Trichloroethane	71-55-6		U	5.00	0.250
1,1,2,2-Tetrachloroethane	79-34-5		U	5.00	0.125
1,1,2-Trichloro-1,2,2-Trifluoroethane	76-13-1		U	10.0	0.250
1,1,2-Trichloroethane	79-00-5		U	5.00	0.250
1,1-Dichloroethane	75-34-3	1.33	J	5.00	0.125
1,1-Dichloroethene	75-35-4	0.973	J	5.00	0.500
1,2,4-Trichlorobenzene	120-82-1		U	5.00	0.200
1,2-Dibromo-3-chloropropane	96-12-8		U	5.00	1.00
1,2-Dibromoethane	106-93-4		U	5.00	0.250
1,2-Dichlorobenzene	95-50-1		U	5.00	0.125
1,2-Dichloroethane	107-06-2	0.252	J	5.00	0.250
cis-1,2-Dichloroethene	156-59-2	115		10.0	0.250
trans-1,2-Dichloroethene	156-60-5	0.457	J	5.00	0.250
1,2-Dichloropropane	78-87-5		U	5.00	0.200
1,3-Dichlorobenzene	541-73-1		U	5.00	0.250
1,4-Dichlorobenzene	106-46-7	5.15		5.00	0.125
2-Butanone	78-93-3		U	10.0	2.50
2-Hexanone	591-78-6		U	10.0	2.50
4-Methyl-2-pentanone	108-10-1		U	10.0	2.50
Acetone	67-64-1		U	10.0	2.50
Benzene	71-43-2	1.12	J	5.00	0.125
Bromodichloromethane	75-27-4		U	5.00	0.250
Bromoform	75-25-2		U	5.00	0.500
Bromomethane	74-83-9		U	10.0	0.500
Carbon disulfide	75-15-0		U	5.00	0.500
Carbon tetrachloride	56-23-5		U	5.00	0.250
Chlorobenzene	108-90-7	15.5		5.00	0.125
Chloroethane	75-00-3		U	10.0	0.500
Chloroform	67-66-3	0.799	J	5.00	0.125
Chloromethane	74-87-3		U	10.0	0.250
cis-1,3-Dichloropropene	10061-01-5		U	5.00	0.250
Cyclohexane	110-82-7		U	10.0	0.250
Dibromochloromethane	124-48-1		U	5.00	0.250
Dichlorodifluoromethane	75-71-8		U	10.0	0.250
Ethyl benzene	100-41-4		U	5.00	0.250
Isopropylbenzene	98-82-8	0.335	J	5.00	0.250
Methyl acetate	79-20-9		U	10.0	0.250
Methyl tert-butyl ether	1634-04-4		U	5.00	0.500
Methylcyclohexane	108-87-2		U	10.0	0.250
Methylene chloride	75-09-2		U	5.00	0.250
Styrene	100-42-5		U	5.00	0.125
Tetrachloroethene	127-18-4	1.09	J	5.00	0.250
Toluene	108-88-3		U	5.00	0.250
trans-1,3-Dichloropropene	10061-02-6		U	5.00	0.500
Trichloroethene	79-01-6	422	I	5.00	0.250
Trichlorofluoromethane	75-69-4		U	10.0	0.250
Vinyl chloride	75-01-4	5.54	J	10.0	0.250
Xylenes, Total	1330-20-7		U	5.00	0.500

Sample Number: L0612485-06
Client ID: 12WW24-QC
Matrix: Water
Workgroup Number: WG230324
Collect Date: 12/19/2006 13:35
Sample Tag: 01

PrePrep Method: NONE
Prep Method: 5030B
Analytical Method: 8260B
Analyst: CMS
Dilution: 1
Units: ug/L

Instrument: HPMS11
Prep Date: 12/27/2006 14:57
Cal Date: 11/28/2006 12:56
Run Date: 12/27/2006 14:57
File ID: 11M39128

Surrogate	% Recovery	Lower	Upper	Qual
1,2-Dichloroethane-d4	92.9	80	120	
Dibromofluoromethane	97.5	86	118	
p-Bromofluorobenzene	92.4	86	115	
Toluene-d8	95.2	88	110	

U Not detected at or above adjusted sample detection limit
J The analyte was positively identified, but the quantitation was below the RL
I Semiquantitative result (out of instrument calibration range)

Sample Number: L0612485-06
Client ID: 12WW24-QC
Matrix: Water
Workgroup Number: WG230417
Collect Date: 12/19/2006 13:35
Sample Tag: DL01

PrePrep Method: NONE
Prep Method: 5030B
Analytical Method: 8260B
Analyst: CMS
Dilution: 10
Units: ug/L

Instrument: HPMS11
Prep Date: 12/28/2006 10:43
Cal Date: 11/28/2006 12:56
Run Date: 12/28/2006 10:43
File ID: 11M39148

Analyte	CAS. Number	Result	Qual	PQL	SQL
1,1,1-Trichloroethane	71-55-6		U	50.0	2.50
1,1,2,2-Tetrachloroethane	79-34-5		U	50.0	1.25
1,1,2-Trichloro-1,2,2-Trifluoroethane	76-13-1		U	100	2.50
1,1,2-Trichloroethane	79-00-5		U	50.0	2.50
1,1-Dichloroethane	75-34-3		U	50.0	1.25
1,1-Dichloroethene	75-35-4		U	50.0	5.00
1,2,4-Trichlorobenzene	120-82-1		U	50.0	2.00
1,2-Dibromo-3-chloropropane	96-12-8		U	50.0	10.0
1,2-Dibromoethane	106-93-4		U	50.0	2.50
1,2-Dichlorobenzene	95-50-1		U	50.0	1.25
1,2-Dichloroethane	107-06-2		U	50.0	2.50
cis-1,2-Dichloroethene	156-59-2	98.3	J	100	2.50
trans-1,2-Dichloroethene	156-60-5		U	50.0	2.50
1,2-Dichloropropane	78-87-5		U	50.0	2.00
1,3-Dichlorobenzene	541-73-1		U	50.0	2.50
1,4-Dichlorobenzene	106-46-7	5.12	J	50.0	1.25
2-Butanone	78-93-3		U	100	25.0
2-Hexanone	591-78-6		U	100	25.0
4-Methyl-2-pentanone	108-10-1		U	100	25.0
Acetone	67-64-1		U	100	25.0
Benzene	71-43-2		U	50.0	1.25
Bromodichloromethane	75-27-4		U	50.0	2.50
Bromoform	75-25-2		U	50.0	5.00
Bromomethane	74-83-9		U	100	5.00
Carbon disulfide	75-15-0		U	50.0	5.00
Carbon tetrachloride	56-23-5		U	50.0	2.50
Chlorobenzene	108-90-7	14.1	J	50.0	1.25
Chloroethane	75-00-3		U	100	5.00
Chloroform	67-66-3		U	50.0	1.25
Chloromethane	74-87-3		U	100	2.50
cis-1,3-Dichloropropene	10061-01-5		U	50.0	2.50
Cyclohexane	110-82-7		U	100	2.50

Sample Number: L0612485-06
Client ID: 12WW24-QC
Matrix: Water
Workgroup Number: WG230417
Collect Date: 12/19/2006 13:35
Sample Tag: DL01

PrePrep Method: NONE
Prep Method: 5030B
Analytical Method: 8260B
Analyst: CMS
Dilution: 10
Units: ug/L

Instrument: HPMS11
Prep Date: 12/28/2006 10:43
Cal Date: 11/28/2006 12:56
Run Date: 12/28/2006 10:43
File ID: 11M39148

Analyte	CAS. Number	Result	Qual	PQL	SQL
Dibromochloromethane	124-48-1		U	50.0	2.50
Dichlorodifluoromethane	75-71-8		U	100	2.50
Ethyl benzene	100-41-4		U	50.0	2.50
Isopropylbenzene	98-82-8		U	50.0	2.50
Methyl acetate	79-20-9		U	100	2.50
Methyl tert-butyl ether	1634-04-4		U	50.0	5.00
Methylcyclohexane	108-87-2		U	100	2.50
Methylene chloride	75-09-2		U	50.0	2.50
Styrene	100-42-5		U	50.0	1.25
Tetrachloroethene	127-18-4		U	50.0	2.50
Toluene	108-88-3		U	50.0	2.50
trans-1,3-Dichloropropene	10061-02-6		U	50.0	5.00
Trichloroethene	79-01-6	404		50.0	2.50
Trichlorofluoromethane	75-69-4		U	100	2.50
Vinyl chloride	75-01-4	8.26	J	100	2.50
Xylenes, Total	1330-20-7		U	50.0	5.00

Surrogate	% Recovery	Lower	Upper	Qual
1,2-Dichloroethane-d4	94.6	80	120	
Dibromofluoromethane	96.3	86	118	
p-Bromofluorobenzene	90.7	86	115	
Toluene-d8	92.3	88	110	

U Not detected at or above adjusted sample detection limit
J The analyte was positively identified, but the quantitation was below the RL

Sample Number: L0612485-07
Client ID: 29WW40
Matrix: Water
Workgroup Number: WG230415
Collect Date: 12/19/2006 15:30
Sample Tag: 01

PrePrep Method: NONE
Prep Method: 5030B
Analytical Method: 8260B
Analyst: CMS
Dilution: 1
Units: ug/L

Instrument: HPMS6
Prep Date: 12/28/2006 11:52
Cal Date: 11/20/2006 14:29
Run Date: 12/28/2006 11:52
File ID: 6M62916

Analyte	CAS. Number	Result	Qual	PQL	SQL
1,1,1-Trichloroethane	71-55-6		U	5.00	0.250
1,1,2,2-Tetrachloroethane	79-34-5		U	5.00	0.125
1,1,2-Trichloro-1,2,2-Trifluoroethane	76-13-1		U	10.0	0.250
1,1,2-Trichloroethane	79-00-5		U	5.00	0.250
1,1-Dichloroethane	75-34-3		U	5.00	0.125
1,1-Dichloroethene	75-35-4		U	5.00	0.500
1,2,4-Trichlorobenzene	120-82-1		U	5.00	0.200
1,2-Dibromo-3-chloropropane	96-12-8		U	5.00	1.00
1,2-Dibromoethane	106-93-4		U	5.00	0.250
1,2-Dichlorobenzene	95-50-1		U	5.00	0.125
1,2-Dichloroethane	107-06-2		U	5.00	0.250
cis-1,2-Dichloroethene	156-59-2		U	10.0	0.250
trans-1,2-Dichloroethene	156-60-5		U	5.00	0.250
1,2-Dichloropropane	78-87-5		U	5.00	0.200
1,3-Dichlorobenzene	541-73-1		U	5.00	0.250
1,4-Dichlorobenzene	106-46-7		U	5.00	0.125

Report Number: **L0612485**
Report Date : **January 3, 2007**

00047716

Sample Number: **L0612485-07**
Client ID: **29WW40**
Matrix: **Water**
Workgroup Number: **WG230415**
Collect Date: **12/19/2006 15:30**
Sample Tag: **01**

PrePrep Method: **NONE**
Prep Method: **5030B**
Analytical Method: **8260B**
Analyst: **CMS**
Dilution: **1**
Units: **ug/L**

Instrument: **HPMS6**
Prep Date: **12/28/2006 11:52**
Cal Date: **11/20/2006 14:29**
Run Date: **12/28/2006 11:52**
File ID: **6M62916**

Analyte	CAS. Number	Result	Qual	PQL	SQL
2-Butanone	78-93-3		U	10.0	2.50
2-Hexanone	591-78-6		U	10.0	2.50
4-Methyl-2-pentanone	108-10-1		U	10.0	2.50
Acetone	67-64-1		U	10.0	2.50
Benzene	71-43-2		U	5.00	0.125
Bromodichloromethane	75-27-4		U	5.00	0.250
Bromoform	75-25-2		U	5.00	0.500
Bromomethane	74-83-9		U	10.0	0.500
Carbon disulfide	75-15-0	2.34	J	5.00	0.500
Carbon tetrachloride	56-23-5		U	5.00	0.250
Chlorobenzene	108-90-7		U	5.00	0.125
Chloroethane	75-00-3		U	10.0	0.500
Chloroform	67-66-3		U	5.00	0.125
Chloromethane	74-87-3		U	10.0	0.250
cis-1,3-Dichloropropene	10061-01-5		U	5.00	0.250
Cyclohexane	110-82-7		U	10.0	0.250
Dibromochloromethane	124-48-1		U	5.00	0.250
Dichlorodifluoromethane	75-71-8		U	10.0	0.250
Ethyl benzene	100-41-4		U	5.00	0.250
Isopropylbenzene	98-82-8		U	5.00	0.250
Methyl acetate	79-20-9		U	10.0	0.250
Methyl tert-butyl ether	1634-04-4		U	5.00	0.500
Methylcyclohexane	108-87-2		U	10.0	0.250
Methylene chloride	75-09-2		U	5.00	0.250
Styrene	100-42-5		U	5.00	0.125
Tetrachloroethene	127-18-4		U	5.00	0.250
Toluene	108-88-3		U	5.00	0.250
trans-1,3-Dichloropropene	10061-02-6		U	5.00	0.500
Trichloroethene	79-01-6		U	5.00	0.250
Trichlorofluoromethane	75-69-4		U	10.0	0.250
Vinyl chloride	75-01-4		U	10.0	0.250
Xylenes, Total	1330-20-7		U	5.00	0.500

Surrogate	% Recovery	Lower	Upper	Qual
1,2-Dichloroethane-d4	92.7	80	120	
Dibromofluoromethane	98.2	86	118	
p-Bromofluorobenzene	96.4	86	115	
Toluene-d8	100	88	110	

U Not detected at or above adjusted sample detection limit
J The analyte was positively identified, but the quantitation was below the RL

WORKGROUP SUMMARY BY METHOD

WORKGROUP SUMMARY BY METHOD

00047718

Analysis: Dissolved Gases
Analytical Method: RSK175
Workgroup: WG230008

Lab ID	Client ID	Tclp Date	Prep Date	Analysis Date	Tag	Inst Id	Analyst
L0612485-01	12WW01			12/20/06 17:49	01	HP16	JLS
L0612485-02	12WW02			12/20/06 18:04	01	HP16	JLS
L0612485-03	12WW20			12/20/06 18:18	01	HP16	JLS
L0612485-04	12WW24			12/20/06 18:46	01	HP16	JLS
L0612485-05	12WW05			12/20/06 19:00	01	HP16	JLS
L0612485-06	12WW24-QC			12/20/06 19:14	01	HP16	JLS

Analysis: Dissolved Gases
Extraction Method: 5021
Workgroup: WG230008

Lab ID	Client ID	Tclp Date	Prep Date	Analysis Date	Tag	Inst Id	Analyst
L0612485-01	12WW01				230008	HP16	JLS
L0612485-02	12WW02				230008	HP16	JLS
L0612485-03	12WW20				230008	HP16	JLS
L0612485-04	12WW24				230008	HP16	JLS
L0612485-05	12WW05				230008	HP16	JLS
L0612485-06	12WW24-QC				230008	HP16	JLS

Analysis: Common Anions
Analytical Method: 300.0
Workgroup: WG230107

Lab ID	Client ID	Tclp Date	Prep Date	Analysis Date	Tag	Inst Id	Analyst
L0612485-01	12WW01			12/20/06 13:38	DL01	IC2	JWR
L0612485-01	12WW01			12/20/06 15:22	DL02	IC2	JWR
L0612485-01	12WW01			12/20/06 15:40	DL03	IC2	JWR
L0612485-02	12WW02			12/20/06 16:32	01	IC2	JWR
L0612485-02	12WW02			12/20/06 17:42	DL01	IC2	JWR
L0612485-03	12WW20			12/20/06 14:13	DL01	IC2	JWR
L0612485-03	12WW20			12/20/06 17:59	DL02	IC2	JWR
L0612485-03	12WW20			12/20/06 18:16	DL03	IC2	JWR
L0612485-04	12WW24			12/20/06 14:30	DL01	IC2	JWR
L0612485-04	12WW24			12/20/06 18:34	DL02	IC2	JWR
L0612485-04	12WW24			12/20/06 18:51	DL03	IC2	JWR
L0612485-05	12WW05			12/20/06 14:48	DL01	IC2	JWR
L0612485-05	12WW05			12/20/06 19:43	DL02	IC2	JWR
L0612485-05	12WW05			12/20/06 20:01	DL03	IC2	JWR
L0612485-06	12WW24-QC			12/20/06 15:05	DL01	IC2	JWR
L0612485-06	12WW24-QC			12/20/06 20:18	DL02	IC2	JWR
L0612485-06	12WW24-QC			12/20/06 20:36	DL03	IC2	JWR

WORKGROUP SUMMARY BY METHOD

Analysis: Common Anions
Extraction Method: METHOD
Workgroup: WG230107

Lab ID	Client ID	Tclp Date	Prep Date	Analysis Date	Tag	Inst Id	Analyst
L0612485-01	12WW01		12/20/06 12:28			FILTER	JWR
L0612485-02	12WW02		12/20/06 12:28			FILTER	JWR
L0612485-03	12WW20		12/20/06 12:28			FILTER	JWR
L0612485-04	12WW24		12/20/06 12:28			FILTER	JWR
L0612485-05	12WW05		12/20/06 12:28			FILTER	JWR
L0612485-06	12WW24-QC		12/20/06 12:28			FILTER	JWR

Analysis: Dissolved Gases
Analytical Method: RSK175
Workgroup: WG230108

Lab ID	Client ID	Tclp Date	Prep Date	Analysis Date	Tag	Inst Id	Analyst
L0612485-02	12WW02			12/21/06 17:21	DL01	HP16	JLS

Analysis: Dissolved Gases
Extraction Method: 5021
Workgroup: WG230108

Lab ID	Client ID	Tclp Date	Prep Date	Analysis Date	Tag	Inst Id	Analyst
L0612485-02	12WW02				230108	HP16	JLS

Analysis: Total Organic Carbon
Analytical Method: 415.1
Workgroup: WG230208

Lab ID	Client ID	Tclp Date	Prep Date	Analysis Date	Tag	Inst Id	Analyst
L0612485-01	12WW01			12/26/06 22:34	01	TOC-VWP	DIH
L0612485-01	12WW01			12/26/06 22:34	01	TOC-VWP	DIH
L0612485-03	12WW20			12/26/06 23:07	01	TOC-VWP	DIH
L0612485-03	12WW20			12/26/06 23:07	01	TOC-VWP	DIH
L0612485-05	12WW05			12/27/06 00:02	01	TOC-VWP	DIH
L0612485-05	12WW05			12/27/06 00:02	01	TOC-VWP	DIH

WORKGROUP SUMMARY BY METHOD

00047720

Analysis: Total Organic Carbon
Extraction Method: METHOD
Workgroup: WG230208

Lab ID	Client ID	Tclp Date	Prep Date	Analysis Date	Tag	Inst Id	Analyst
L0612485-01	12WW01			12/26/06 22:34	01	TOC-VWP	DIH
L0612485-03	12WW20			12/26/06 23:07	01	TOC-VWP	DIH
L0612485-05	12WW05			12/27/06 00:02	01	TOC-VWP	DIH

Analysis: Special List - 8260
Analytical Method: 8260B
Workgroup: WG230324

Lab ID	Client ID	Tclp Date	Prep Date	Analysis Date	Tag	Inst Id	Analyst
L0612485-01	12WW01			12/27/06 15:58	01	HPMS11	CMS
L0612485-02	12WW02			12/27/06 16:29	01	HPMS11	CMS
L0612485-03	12WW20			12/27/06 13:24	01	HPMS11	CMS
L0612485-04	12WW24			12/27/06 13:55	01	HPMS11	CMS
L0612485-05	12WW05			12/27/06 14:26	01	HPMS11	CMS
L0612485-06	12WW24-QC			12/27/06 14:57	01	HPMS11	CMS

Analysis: Special List - 8260
Extraction Method: 5030B
Workgroup: WG230324

Lab ID	Client ID	Tclp Date	Prep Date	Analysis Date	Tag	Inst Id	Analyst
L0612485-01	12WW01				230324	HPMS11	CMS
L0612485-02	12WW02				230324	HPMS11	CMS
L0612485-03	12WW20				230324	HPMS11	CMS
L0612485-04	12WW24				230324	HPMS11	CMS
L0612485-05	12WW05				230324	HPMS11	CMS
L0612485-06	12WW24-QC				230324	HPMS11	CMS

Analysis: Total Organic Carbon
Analytical Method: 415.1
Workgroup: WG230345

Lab ID	Client ID	Tclp Date	Prep Date	Analysis Date	Tag	Inst Id	Analyst
L0612485-02	12WW02			12/27/06 12:39	DL01	TOC-VWP	DIH
L0612485-02	12WW02			12/27/06 12:39	DL01	TOC-VWP	DIH
L0612485-04	12WW24			12/27/06 12:55	DL01	TOC-VWP	DIH
L0612485-04	12WW24			12/27/06 12:55	DL01	TOC-VWP	DIH
L0612485-06	12WW24-QC			12/27/06 13:10	DL01	TOC-VWP	DIH
L0612485-06	12WW24-QC			12/27/06 13:10	DL01	TOC-VWP	DIH

WORKGROUP SUMMARY BY METHOD

00047721

Analysis: Total Organic Carbon
Extraction Method: METHOD
Workgroup: WG230345

Lab ID	Client ID	Tclp Date	Prep Date	Analysis Date	Tag	Inst Id	Analyst
L0612485-02	12WW02			12/27/06 12:39	DL01	TOC-VWP	DIH
L0612485-04	12WW24			12/27/06 12:55	DL01	TOC-VWP	DIH
L0612485-06	12WW24-QC			12/27/06 13:10	DL01	TOC-VWP	DIH

Analysis: Special List - 8260
Analytical Method: 8260B
Workgroup: WG230415

Lab ID	Client ID	Tclp Date	Prep Date	Analysis Date	Tag	Inst Id	Analyst
L0612485-07	29WW40			12/28/06 11:52	01	HPMS6	CMS

Analysis: Special List - 8260
Extraction Method: 5030B
Workgroup: WG230415

Lab ID	Client ID	Tclp Date	Prep Date	Analysis Date	Tag	Inst Id	Analyst
L0612485-07	29WW40				230415	HPMS6	MES

Analysis: Special List - 8260
Analytical Method: 8260B
Workgroup: WG230417

Lab ID	Client ID	Tclp Date	Prep Date	Analysis Date	Tag	Inst Id	Analyst
L0612485-04	12WW24			12/28/06 10:13	DL01	HPMS11	CMS
L0612485-06	12WW24-QC			12/28/06 10:43	DL01	HPMS11	CMS

WORKGROUP SUMMARY BY METHOD

00047722

Analysis: Special List - 8260
Extraction Method: 5030B
Workgroup: WG230417

Lab ID	Client ID	Tclp Date	Prep Date	Analysis Date	Tag	Inst Id	Analyst
L0612485-04	12WW24				230417	HPMS11	CMS
L0612485-06	12WW24-QC				230417	HPMS11	CMS

Kemron Environmental Services
Analyst Listing
January 3, 2007

AJF - AMANDA J. FICKIESEN
ALB - ANNIE L. BOCK
ALT - ANN L. THAYER
ARA - ADRIAN R. ACHTERMANN
ASP - AARON S. PETRIE
BRG - BRENDA R. GREGORY
CAA - CASSIE A. AUGENSTEIN
CAF - CHERYL A. FLOWERS
CAK - CHERYL A. KOELSCH
CEB - CHAD E. BARNES
CFB - CHAD F. BOOK
CLC - CHRYS L. CRAWFORD
CLS - CARA L. STRICKLER
CLW - CHARISSA L. WINTERS
CM - CHARLIE MARTIN
CMS - CRYSTAL M. STEPHENS
CPD - CHAD P. DAVIS
CSA - LUCINDA S. ARNOLD
CSH - CHRIS S. HILL
DAS - DALLAS A. SULLIVAN
DD - DIANE M. DENNIS
DDE - DEBRA D. ELLIOTT
DEL - DON E. LIGHTFRITZ
DEV - DAVID E. VANDENBERG
DGB - DOUGLAS G. BUTCHER
DIH - DEANNA I. HESSON
DLB - DAVID L. BUMGARNER
DLP - DOROTHY L. PAYNE
DLR - DIANNA L. RAUCH
DR - DEANNA ROBERTS
DRP - DAVE R. PITZER
DSF - DEBRA S. FREDERICK
DSM - DAVID S. MOSSOR
DST - DENNIS S. TEPE
ECL - ERIC C. LAWSON
ED - EMILY E. DECKER
FJB - FRANCES J. BOLDEN
HAV - HEMA VILASAGAR
JAL - JOHN A. LENT
JKT - JANE K. THOMPSON
JLS - JANICE L. SCHIMMEL
JNB - JOSHUA N. BOOTH
JS - JENNIFER L. SOUTHALL
JWR - JOHN W. RICHARDS
JWS - JACK W. SHEAVES
JYH - JI Y. HU
KCZ - KEVIN C. ZUMBRO
KEB - KATHRYN E. BARNES
KHR - KIM H. RHODES
KRA - KATHY R. ALBERTSON
LKN - LINDA K. NEDEFF
LSB - LESLIE S. BUCINA
MDA - MIKE D. ALBERTSON
MDC - MICHAEL D. COCHRAN
MES - MARY E. SCHILLING
MKZ - MARILYN K. ZUMBRO
MLR - MARY L. ROCHOTTE
MLS - MICHAEL L. SCHIMMEL
MMB - MAREN M. BEERY
MSW - MATT S. WILSON
NJB - NATALIE J. BOOTH
PAS - PATRICK A. STREET
PJM - PAUL J. MILLER
RB - ROBERT BUCHANAN
REK - ROBERT E. KYER
RNP - RICK N. PETTY
RWC - RODNEY W. CAMPBELL
SLM - STEPHANIE L. MOSSBURG
SLP - SHERI L. PFALZGRAF
SMH - SHAUNA M. HYDE
TMB - TIFFANY M. BAILEY
TMM - TAMMY M. MORRIS
VC - VICKI COLLIER
WFM - WALTER F. MARTIN

KEMRON Environmental Services

List of Valid Qualifiers

January 03, 2007

00047724

Qualkey: STD

Qualifier	Description
*	Surrogate or spike compound out of range
+	Correlation coefficient for the MSA is less than 0.995
<	Result is less than the associated numerical value.
>	Result is greater than the associated numerical value.
A	See the report narrative
B	Analyte present in method blank
C	Confirmed by GC/MS
CG	Confluent growth
DL	Surrogate or spike compound was diluted out
E	Estimated concentration due to sample matrix interference
EDL	Elevated sample reporting limits, presence of non-target analytes
EMPC	Estimated Maximum Possible Concentration
FL	Free Liquid
I	Semiquantitative result (out of instrument calibration range)
J	The analyte was positively identified, but the quantitation was below the RL
J,B	Analyte detected in both the method blank and sample above the MDL.
J,P	ESTIMATE & COLUMNS DON'T AGREE TO WITHIN 40%
L	Sample reporting limits elevated due to matrix interference
M	Matrix effect; the concentration is an estimate due to matrix effect.
N	Tentatively identified compound(TIC)
NA	Not applicable
ND	Not detected at or above the reporting limit
NF	Not found by library search
NFL	No free liquid
NI	Non-ignitable
NR	Analyte is not required to be analyzed
NS	Not spiked
P	Concentrations >40% difference between the two GC columns
Q	One or more quality control criteria fail. See narrative.
QNS	Quantity of sample not sufficient to perform analysis
RA	Reanalysis confirms reported results
RE	Reanalysis confirms sample matrix interference
S	Analyzed by method of standard addition
SMI	Sample matrix interference on surrogate
SP	Reported results are for spike compounds only
TIC	Library Search Compound
TNTC	Too numerous to count
U	Undetected; the concentration is below the reported MDL.
UJ	Undetected; the MDL and RL are estimated due to quality control discrepancies.
W	Post-digestion spike for furnace AA out of control limits
X	Exceeds regulatory limit
Z	Cannot be resolved from isomer - see below

*****Special Notes for Organic Analytes**

1. Acrolein and acrylonitrile by method 624 are semi-quantitative screens only.
2. 1,2-Diphenylhydrazine is unstable and is reported as azobenzene.
3. N-nitrosodiphenylamine cannot be separated from diphenylamine.
4. 3-Methylphenol and 4-Methylphenol are unresolvable compounds.
5. m-Xylene and p-Xylene are unresolvable compounds.
6. The reporting limits for Appendix II/IX compounds by method 8270 are based on EPA estimated PQLs referenced in 40 CFR Part 264, Appendix IX. They are not always achievable for every compound an are matrix dependent.

Organic QA/QC

KEMRON Environmental Services
Data Checklist

00047726

Date: 20-NOV-2006
Analyst: CMS
Analyst: NA
Method: 8260B/624
Instrument: HPMS6
Curve Workgroup: NA
Runlog ID: 13467
Analytical Workgroups: WG227929;WG228019

System Performance Check	X
BFB	X
Initial Calibration	X
Average RF	X
Linear Reg or Higher Order Curve	X
Second Source standard % Difference	X
Continuing Calibration /Check Standards	X
Project/Client Specific Requirements	X
Special Standards	NA
Blanks	X
TCL's	X
Surrogates	X
LCS (Laboratory Control Sample)	X
Recoveries	X
Surrogates	X
MS/MSD/Duplicates	NA
Samples	X
TCL Hits	X
Spectra of TCL Hits	X
Surrogates	X
Internal Standards Criteria	X
Library Searches	NA
Calculations & Correct Factors	X
Dilutions Run	X
Reruns	X
Manual Integrations	X
Case Narrative	X
Results Reporting/Data Qualifiers	X
KOBRA Workgroup Data	X
Check for Completeness	X
Primary Reviewer	CMS
Secondary Reviewer	MDA
Check for compliance with method and project specific requirements	X
Check the completeness of reported information	X
Check the information for the report narrative	X
Check the reasonableness of the results	X

Primary Reviewer:
21-NOV-2006

Secondary Reviewer:
22-NOV-2006

Generated: NOV-29-2006 09:17:11

KEMRON Environmental Services
Data Checklist

00047727

Date: 28-NOV-2006
Analyst: CMS
Analyst: NA
Method: 8260B/624
Instrument: HPMS11
Curve Workgroup: NA
Runlog ID: 13560
Analytical Workgroups: WG228336;WG228416

System Performance Check	X
BFB	X
Initial Calibration	X
Average RF	X
Linear Reg or Higher Order Curve	X
Second Source standard % Difference	X
Continuing Calibration /Check Standards	X
Project/Client Specific Requirements	X
Special Standards	NA
Blanks	X
TCL's	X
Surrogates	X
LCS (Laboratory Control Sample)	X
Recoveries	X
Surrogates	X
MS/MSD/Duplicates	NA
Samples	X
TCL Hits	X
Spectra of TCL Hits	X
Surrogates	X
Internal Standards Criteria	X
Library Searches	NA
Calculations & Correct Factors	X
Dilutions Run	X
Reruns	X
Manual Integrations	X
Case Narrative	X
Results Reporting/Data Qualifiers	X
KOBRA Workgroup Data	X
Check for Completeness	X
Primary Reviewer	CMS
Secondary Reviewer	MDA
Check for compliance with method and project specific requirements	X
Check the completeness of reported information	X
Check the information for the report narrative	X
Check the reasonableness of the results	X

Primary Reviewer:
29-NOV-2006

Secondary Reviewer:
29-NOV-2006

Generated: NOV-29-2006 14:59:24

KEMRON Environmental Services
Data Checklist

00047728

Date: 27-DEC-2006
Analyst: CMS
Analyst: NA
Method: 8260B
Instrument: HPMS11
Curve Workgroup: NA
Runlog ID: 13959
Analytical Workgroups: WG230324

System Performance Check	X
BFB	X
Initial Calibration	X
Average RF	X
Linear Reg or Higher Order Curve	X
Second Source standard % Difference	X
Continuing Calibration /Check Standards	X
Project/Client Specific Requirements	X
Special Standards	NA
Blanks	X
TCL's	X
Surrogates	X
LCS (Laboratory Control Sample)	X
Recoveries	X
Surrogates	X
MS/MSD/Duplicates	NA
Samples	X
TCL Hits	X
Spectra of TCL Hits	X
Surrogates	X
Internal Standards Criteria	X
Library Searches	NA
Calculations & Correct Factors	X
Dilutions Run	X
Reruns	X
Manual Integrations	X
Case Narrative	X
Results Reporting/Data Qualifiers	X
KOBRA Workgroup Data	X
Check for Completeness	X
Primary Reviewer	CMS
Secondary Reviewer	MDA
Check for compliance with method and project specific requirements	X
Check the completeness of reported information	X
Check the information for the report narrative	X
Check the reasonableness of the results	X

Primary Reviewer:
28-DEC-2006

Secondary Reviewer:
02-JAN-2007

Generated: JAN-02-2007 10:27:09

KEMRON Environmental Services
Data Checklist

00047729

Date: 28-DEC-2007
Analyst: CMS
Analyst: NA
Method: 8260B
Instrument: HPMS6
Curve Workgroup: NA
Runlog ID: 14010
Analytical Workgroups: WG230415

System Performance Check	X
BFB	X
Initial Calibration	X
Average RF	X
Linear Reg or Higher Order Curve	X
Second Source standard % Difference	X
Continuing Calibration /Check Standards	X
Project/Client Specific Requirements	X
Special Standards	NA
Blanks	X
TCL's	X
Surrogates	X
LCS (Laboratory Control Sample)	X
Recoveries	X
Surrogates	X
MS/MSD/Duplicates	NA
Samples	X
TCL Hits	X
Spectra of TCL Hits	X
Surrogates	X
Internal Standards Criteria	X
Library Searches	NA
Calculations & Correct Factors	X
Dilutions Run	X
Reruns	NA
Manual Integrations	X
Case Narrative	X
Results Reporting/Data Qualifiers	X
KOBRA Workgroup Data	X
Check for Completeness	X
Primary Reviewer	CMS
Secondary Reviewer	MDA
Check for compliance with method and project specific requirements	X
Check the completeness of reported information	X
Check the information for the report narrative	X
Check the reasonableness of the results	X

Primary Reviewer:
02-JAN-2007

Secondary Reviewer:
02-JAN-2007

Generated: JAN-02-2007 14:54:50

KEMRON Environmental Services
Data Checklist

00047730

Date: 28-DEC-2006
Analyst: CMS
Analyst: NA
Method: 8260
Instrument: HPMS11
Curve Workgroup: NA
Runlog ID: 14008
Analytical Workgroups: WG230417

System Performance Check	NA
BFB	X
Initial Calibration	X
Average RF	X
Linear Reg or Higher Order Curve	X
Second Source standard % Difference	X
Continuing Calibration /Check Standards	X
Project/Client Specific Requirements	X
Special Standards	NA
Blanks	X
TCL's	X
Surrogates	X
LCS (Laboratory Control Sample)	X
Recoveries	X
Surrogates	X
MS/MSD/Duplicates	X
Samples	X
TCL Hits	X
Spectra of TCL Hits	X
Surrogates	X
Internal Standards Criteria	X
Library Searches	NA
Calculations & Correct Factors	X
Dilutions Run	X
Reruns	X
Manual Integrations	NA
Case Narrative	X
Results Reporting/Data Qualifiers	X
KOBRA Workgroup Data	X
Check for Completeness	X
Primary Reviewer	MES
Secondary Reviewer	MDA
Check for compliance with method and project specific requirements	X
Check the completeness of reported information	X
Check the information for the report narrative	X
Check the reasonableness of the results	X

Primary Reviewer:
02-JAN-2007

Secondary Reviewer:
02-JAN-2007

Generated: JAN-02-2007 14:22:32

KEMRON Environmental Services

Instrument Run Log

00047731

Instrument: HPMS6 Dataset: 112006
Analyst1: CMS Analyst2: NA
Method: 8260B SOP: MSV01 Rev: 10
Method: 624 SOP: MSV10 Rev: 9
Method: 5030B SOP: PAT01 Rev: 10
Maintenance Log ID: 16762

Internal Standard: STD16289 Surrogate Standard: STD16354
CCV: STD16437 LCS: STD16443 MS/MSD: NA

Column 1 ID: RTX502.2 Column 2 ID: NA
Workgroups: WG227929;WG228019

Comments:

Seq.	File ID	Sample Information	pH	Mat	Dil	Reference	Date/Time
1	6M62035	SYSTEM BLANK	NA	1	1		11/20/06 08:03
2	6M62036	SYSTEM BLANK	NA	1	1		11/20/06 08:35
3	6M62037	WG227929-01 BFB 50ng STD 8260	NA	1	1	STD16160	11/20/06 09:10
4	6M62038	WG227929-02 0.30ug/L STD 8260	NA	1	1	STD16437	11/20/06 09:38
5	6M62039	WG227929-03 0.40ug/L STD 8260	NA	1	1	STD16437	11/20/06 10:10
6	6M62040	WG227929-04 1ug/L STD 8260	NA	1	1	STD16437	11/20/06 10:43
7	6M62041	WG227929-05 2ug/L STD 8260	NA	1	1	STD16437	11/20/06 11:15
8	6M62042	WG227929-06 5ug/L STD 8260	NA	1	1	STD16437	11/20/06 11:47
9	6M62043	WG227929-07 20ug/L STD 8260	NA	1	1	STD16437	11/20/06 12:19
10	6M62044	WG227929-08 50ug/L STD 8260	NA	1	1	STD16437	11/20/06 12:52
11	6M62045	WG227929-09 100ug/L STD 8260	NA	1	1	STD16437	11/20/06 13:24
12	6M62046	WG227929-10 150ug/L STD 8260	NA	1	1	STD16437	11/20/06 13:57
13	6M62047	WG227929-11 200ug/L STD 8260	NA	1	1	STD16437	11/20/06 14:29
14	6M62049	SYSTEM BLANK	NA	1	1		11/20/06 15:34
15	6M62050	WG227929-12 20ug/L LCS STD 8260	NA	1	1	STD16443	11/20/06 16:09
16	6M62051	WG227929-12 20ug/L LCS STD 8260	NA	1	1	STD16443	11/20/06 17:01
17	6M62052	WG228018-01 BFB 50ng STD 8260	NA	1	1	STD16160	11/20/06 17:31
18	6M62053	WG228018-01 BFB 50ng STD 8260	NA	1	1	STD16160	11/20/06 18:00
19	6M62054	WG228018-02 50ug/L STD 8260	NA	1	1	STD16437	11/20/06 18:27
20	6M62055	WG228019-01 VBLK1120 BLANK 8260	NA	1	1		11/20/06 18:59
21	6M62056	WG228019-02 20ug/L LCS STD 8260	NA	1	1	STD16443	11/20/06 19:32
22	6M62057	WG228019-03 20ug/L LCSDUP STD 8260	NA	1	1	STD16443	11/20/06 20:04
23	6M62058	WG228019-04 FBLK1113 FLUID BLK	NA	18	1		11/20/06 20:36
24	6M62059	L0611351-11 A 826-SPE	<2	1	1		11/20/06 21:09
25	6M62060	L0611355-07 A 826-SPE	<2	1	1		11/20/06 21:41
26	6M62061	L0611356-08 A 826-SPE	<2	1	1		11/20/06 22:14
27	6M62062	L0611321-09 A 826-SPE	<2	1	1		11/20/06 22:48
28	6M62063	L0611321-01 A 826-SPE/826-LS	=6	1	1		11/20/06 23:21
29	6M62064	L0611321-02 A 826-SPE/826-LS	<2	1	1		11/20/06 23:53
30	6M62065	L0611321-04 A 826-SPE/826-LS	<2	1	1		11/21/06 00:26
31	6M62066	L0611321-06 A 826-SPE/826-LS	<2	1	1		11/21/06 00:58
32	6M62067	L0611321-07 A 826-SPE/826-LS	<2	1	1		11/21/06 01:30

Approved: November 22, 2006

KEMRON Environmental Services

Instrument Run Log

00047732

Instrument: HPMS6 Dataset: 112006
Analyst1: CMS Analyst2: NA
Method: 8260B SOP: MSV01 Rev: 10
Method: 624 SOP: MSV10 Rev: 9
Method: 5030B SOP: PAT01 Rev: 10
Maintenance Log ID: 16762

Internal Standard: STD16289 Surrogate Standard: STD16354
CCV: STD16437 LCS: STD16443 MS/MSD: NA

Column 1 ID: RTX502.2 Column 2 ID: NA
Workgroups: WG227929;WG228019

Seq.	File ID	Sample Information	pH	Mat	Dil	Reference	Date/Time
33	6M62068	L0611355-01 A 826-SPE	<2	1	1		11/21/06 02:04
34	6M62069	L0611355-02 A 826-SPE	<2	1	1		11/21/06 02:37
35	6M62070	L0611355-03 A 826-SPE	<2	1	1		11/21/06 03:11
36	6M62071	L0611355-04 A 826-SPE	<2	1	1		11/21/06 03:44
37	6M62072	L0611355-05 A 826-SPE	<2	1	1		11/21/06 04:16
38	6M62073	L0611355-06 A 826-SPE	<2	1	1		11/21/06 04:48
39	6M62074	L0611351-08 A 10X 826-SPE/826-LS	=2.5	1	10		11/21/06 05:20
40	6M62075	L0611351-09 A 10X 826-SPE/826-LS D1	<2	1	10		11/21/06 05:53
41	6M62076	SYSTEM BLANK	NA	1	1		11/21/06 06:27
42	6M62077	WG228019-05 624 BLANK	NA	2	1		11/21/06 07:01
43	6M62078	L0611478-01 A 624-SPE	<2	2	1		11/21/06 07:34
44	6M62079	L0611478-02 A 624-SPE	<2	2	1		11/21/06 08:08

Comments

Seq.	Rerun	Dil.	Reason	Analytes
15	X			
File ID: 6M62050				
	RR-2-Butanone high-DNR			
17	X			
File ID: 6M62052				
	Tune failed/DNR			
40	X	2	Analyzed too dilute	
File ID: 6M62075				
	D1 if needed			

Approved: November 22, 2006

Page: 2 of 2

KEMRON Environmental Services

Instrument Run Log

00047733

Instrument: HPMS11 Dataset: 112806

Analyst1: CMS Analyst2: NA

Method: 8260B SOP: MSV01 Rev: 10

Method: 624 SOP: MSV10 Rev: 9

Method: 5030B SOP: PAT01 Rev: 10

Maintenance Log ID: 16856

Internal Standard: STD16509 Surrogate Standard: STD16510

CCV: STD16549 LCS: STD16525 MS/MSD: NAWG228336;WG22841

Column 1 ID: RTX502.2 Column 2 ID: NA

Workgroups: WG228336;WG228416

Comments:

Seq.	File ID	Sample Information	pH	Mat	Dil	Reference	Date/Time
1	11M38433	SYSTEM BLANK	NA	1	1		11/28/06 07:49
2	11M38434	WG228336-01 BFB 50ng STD 8260	NA	1	1	STD16160	11/28/06 08:17
3	11M38435	WG228336-02 0.30ug/L STD 8260	NA	1	1	STD16549	11/28/06 08:46
4	11M38436	WG228336-03 0.40ug/L STD 8260	NA	1	1	STD16549	11/28/06 09:17
5	11M38437	WG228336-04 1ug/L STD 8260	NA	1	1	STD16549	11/28/06 09:51
6	11M38438	WG228336-05 2ug/L STD 8260	NA	1	1	STD16549	11/28/06 10:22
7	11M38439	WG228336-06 5ug/L STD 8260	NA	1	1	STD16549	11/28/06 10:53
8	11M38440	WG228336-07 20ug/L STD 8260	NA	1	1	STD16549	11/28/06 11:24
9	11M38441	WG228336-08 50ug/L STD 8260	NA	1	1	STD16549	11/28/06 11:54
10	11M38442	WG228336-09 100ug/L STD 8260	NA	1	1	STD16549	11/28/06 12:25
11	11M38443	WG228336-10 200ug/L STD 8260	NA	1	1	STD16549	11/28/06 12:56
12	11M38444	SYSTEM BLANK	NA	1	1		11/28/06 13:27
13	11M38445	SYSTEM BLANK	NA	1	1		11/28/06 13:58
14	11M38446	WG228336-11 20ug/L ALT SOURCE STD 8	NA	1	1	STD16525	11/28/06 14:28
15	11M38447	WG228415-01 BFB 50ng STD 8260	NA	1	1	STD16160	11/28/06 14:59
16	11M38448	WG228415-02 50ug/L STD 8260	NA	1	1	STD16549	11/28/06 15:28
17	11M38449	WG228416-01 VBLK1128 BLANK 8260	NA	1	1		11/28/06 15:59
18	11M38450	WG228416-02 20ug/L LCS STD 8260	NA	1	1	STD16525	11/28/06 16:30
19	11M38451	WG228416-03 20ug/L LCSDUP STD 8260	NA	1	1	STD16525	11/28/06 17:01
20	11M38452	L0611600-07 A 826-SPE	<2	1	1		11/28/06 17:32
21	11M38453	L0611489-04 A 826-SPE	<2	1	1		11/28/06 18:03
22	11M38454	L0611477-11 A 826-SPE1	<2	1	1		11/28/06 18:34
23	11M38455	L0611490-05 A 826-LOW	<2	1	1		11/28/06 19:04
24	11M38456	L0611490-08 A 826-LOW	<2	1	1		11/28/06 19:35
25	11M38457	L0611490-06 A 826-LOW	<2	1	1		11/28/06 20:07
26	11M38458	L0611511-01 A 826-SPE	<2	1	1		11/28/06 20:37
27	11M38459	L0611511-02 A 826-SPE	<2	1	1		11/28/06 21:08
28	11M38460	L0611511-03 A 826-SPE	<2	1	1		11/28/06 21:39
29	11M38461	L0611511-04 A 826-SPE	<2	1	1		11/28/06 22:10
30	11M38462	L0611511-05 A 826-SPE	<2	1	1		11/28/06 22:41
31	11M38463	L0611511-06 A 826-SPE	<2	1	1		11/28/06 23:12
32	11M38464	L0611511-07 A 826-SPE	<2	1	1		11/28/06 23:43

Approved: November 29, 2006

KEMRON Environmental Services

Instrument Run Log

00047734

Instrument: HPMS11 Dataset: 112806
Analyst1: CMS Analyst2: NA
Method: 8260B SOP: MSV01 Rev: 10
Method: 624 SOP: MSV10 Rev: 9
Method: 5030B SOP: PAT01 Rev: 10
Maintenance Log ID: 16856

Internal Standard: STD16509 Surrogate Standard: STD16510
CCV: STD16549 LCS: STD16525 MS/MSD: NAWG228336;WG22841

Column 1 ID: RTX502.2 Column 2 ID: NA
Workgroups: WG228336;WG228416

Seq.	File ID	Sample Information	pH	Mat	Dil	Reference	Date/Time
33	11M38465	L0611477-07 A 826-SPE1	<2	1	1		11/29/06 00:13
34	11M38466	L0611477-08 A 826-SPE1	<2	1	1		11/29/06 00:44
35	11M38467	L0611477-09 A 826-SPE1	<2	1	1		11/29/06 01:15
36	11M38468	L0611477-10 A 826-SPE1	<2	1	1		11/29/06 01:45
37	11M38469	L0611588-02 A 100X 8260	<2	1	100		11/29/06 02:16
38	11M38470	L0611588-01 A 100X 8260	NA	12	100		11/29/06 02:47
39	11M38471	SYSTEM BLANK	NA	1	1		11/29/06 03:17

Comments

Seq.	Rerun	Dil.	Reason	Analytes
33	X	5	Over Calibration Range	TCE
File ID: 11M38465				
35	X	10	Over Calibration Range	EB, m+p-Xyl., 1,2,4-TMB
File ID: 11M38467				
36	X		Carry-over contamination	
File ID: 11M38468				
	DNR			
37	X		Analyzed too dilute	
File ID: 11M38469				
	DNR			
38	X	5	Analyzed too dilute	
File ID: 11M38470				
	DNR			

Approved: November 29, 2006

KEMRON Environmental Services

Instrument Run Log

00047735

Instrument: HPMS11 Dataset: 122706

Analyst1: CMS Analyst2: NA

Method: 8260B SOP: MSV01 Rev: 10

Method: 5030B SOP: PAT01 Rev: 10

Maintenance Log ID: 17218

Internal Standard: STD16956 Surrogate Standard: STD16828

CCV: STD16922 LCS: STD16929 MS/MSD: NA

Column 1 ID: RTX502.2 Column 2 ID: NA

Workgroups: WG230324

Comments:

Seq.	File ID	Sample Information	pH	Mat	Dil	Reference	Date/Time
1	11M39115	WG230323-01 50NG BFB STD 8260	NA	1	1	STD16662	12/27/06 08:19
2	11M39116	WG230323-02 50ug/L STD 8260	NA	1	1	STD16922	12/27/06 08:46
3	11M39117	WG230324-01 VBLK1227 BLANK 8260	NA	1	1		12/27/06 09:17
4	11M39118	WG230324-02 20ug/L LCS STD 8260	NA	1	1	STD16929	12/27/06 09:48
5	11M39119	WG230324-03 20ug/L LCSDUP STD 8260	NA	1	1	STD16929	12/27/06 10:19
6	11M39120	L0612487-19 B 50X 8260 D1	<2	1	50		12/27/06 10:50
7	11M39121	L0612487-13 B 8260	<2	1	1		12/27/06 11:21
8	11M39122	L0612487-03 B 8260	<2	1	1		12/27/06 11:52
9	11M39123	L0612487-09 B 8260	<2	1	1		12/27/06 12:23
10	11M39124	L0612487-15 B 8260	<2	1	1		12/27/06 12:53
11	11M39125	L0612485-03 A 826-SPE	<2	1	1		12/27/06 13:24
12	11M39126	L0612485-04 A 826-SPE	<2	1	1		12/27/06 13:55
13	11M39127	L0612485-05 A 826-SPE	<2	1	1		12/27/06 14:26
14	11M39128	L0612485-06 A 826-SPE	=2.2	1	1		12/27/06 14:57
15	11M39129	L0612485-07 A 826-SPE	<2	1	1		12/27/06 15:27
16	11M39130	L0612485-01 A 826-SPE	<2	1	1		12/27/06 15:58
17	11M39131	L0612485-02 A 826-SPE	<2	1	1		12/27/06 16:29
18	11M39132	L0612465-01 A 826-SPE	<2	1	1		12/27/06 16:59
19	11M39133	L0612465-02 A 826-SPE	<2	1	1		12/27/06 17:30
20	11M39134	L0612465-03 A 826-SPE	=4	1	1		12/27/06 18:02
21	11M39135	L0612465-04 A 826-SPE	<2	1	1		12/27/06 18:33
22	11M39136	L0612465-05 A 826-SPE	<2	1	1		12/27/06 19:04
23	11M39137	L0612465-06 A 826-SPE	<2	1	1		12/27/06 19:35
24	11M39138	L0612465-07 A 826-SPE	<2	1	1		12/27/06 20:05
25	11M39139	SYSTEM BLANK	NA	1	1		12/27/06 20:36

Comments

Seq.	Rerun	Dil.	Reason	Analytes
10	X		Carry-over contamination	
File ID: 11M39124				
	DNR			
12	X	10	Over Calibration Range	TCE

Approved: January 02, 2007

KEMRON Environmental Services

Instrument Run Log

00047736

Instrument: HPMS11 Dataset: 122706

Analyst1: CMS Analyst2: NA

Method: 8260B SOP: MSV01 Rev: 10

Method: 5030B SOP: PAT01 Rev: 10

Maintenance Log ID: 17218

Internal Standard: STD16956 Surrogate Standard: STD16828

CCV: STD16922 LCS: STD16929 MS/MSD: NA

Column 1 ID: RTX502.2 Column 2 ID: NA

Workgroups: WG230324

Comments

Seq.	Rerun	Dil.	Reason	Analytes
File ID: 11M39126				
14	X	10	Over Calibration Range	TCE
File ID: 11M39128				
15	X		Carry-over contamination	
File ID: 11M39129				
	DNR			
19	X	50	Over Calibration Range	VC
File ID: 11M39133				
20	X	20	Over Calibration Range	VC, 2-Butanone, cis-1,2-DCE
File ID: 11M39134				
21	X		Carry-over contamination	
File ID: 11M39135				
	DNR			
22	X	10	Over Calibration Range	VC
File ID: 11M39136				
23	X		Carry-over contamination	
File ID: 11M39137				
	DNR			

Approved: January 02, 2007

KEMRON Environmental Services

Instrument Run Log

00047737

Instrument: HPMS6 Dataset: 122806

Analyst1: CMS Analyst2: NA

Method: 8260B SOP: MSV01 Rev: 10

Method: 5030B SOP: PAT01 Rev: 10

Maintenance Log ID: 17264

Internal Standard: STD16934 Surrogate Standard: STD16935

CCV: STD16907 LCS: STD16929 MS/MSD: NA

Column 1 ID: RTX502.2 Column 2 ID: NA

Workgroups: WG230415

Comments:

Seq.	File ID	Sample Information	pH	Mat	Dil	Reference	Date/Time
1	6M62907	WG230414-01 BFB 50ng STD 8260	NA	1	1	STD16662	12/28/06 07:21
2	6M62908	WG230414-01 BFB 50ng STD 8260	NA	1	1	STD16662	12/28/06 07:35
3	6M62909	WG230414-02 50ug/L STD 8260	NA	1	1	STD16907	12/28/06 08:05
4	6M62910	WG230415-01 VBLK1228 BLANK 8260	NA	1	1		12/28/06 08:38
5	6M62911	WG230415-02 20ug/L LCS STD 8260	NA	1	1	STD16929	12/28/06 09:10
6	6M62912	WG230415-03 20ug/L LCSDUP STD 8260	NA	1	1	STD16929	12/28/06 09:43
7	6M62913	L0612533-09 B 5X 826-SPE D1	<2	1	5		12/28/06 10:15
8	6M62914	L0612575-11 B 100X 826-SPE D1	<2	1	100		12/28/06 10:47
9	6M62915	L0612487-15 A 8260	<2	1	1		12/28/06 11:20
10	6M62916	L0612485-07 B 826-SPE	<2	1	1		12/28/06 11:52
11	6M62917	L0612465-06 B 826-SPE	<2	1	1		12/28/06 12:24
12	6M62918	L0612465-04 B 826-SPE	<2	1	1		12/28/06 12:57
13	6M62919	L0612503-05 A 10X 8260	NA	12	10		12/28/06 13:29
14	6M62920	L0612575-03 A 826-SPE	<2	1	1		12/28/06 14:05
15	6M62921	L0612575-05 B 826-SPE	<2	1	1		12/28/06 14:37
16	6M62922	L0612575-09 B 826-SPE	<2	1	1		12/28/06 15:10
17	6M62923	L0612575-10 B 826-SPE	<2	1	1		12/28/06 15:42
18	6M62924	L0612575-12 B 826-SPE	<2	1	1		12/28/06 16:14
19	6M62925	L0612575-01 B 20X 826-SPE	<2	1	20		12/28/06 16:46
20	6M62926	L0612575-02 B 10X 826-SPE	<2	1	10		12/28/06 17:19
21	6M62927	L0612575-04 B 20X 826-SPE	<2	1	20		12/28/06 17:52
22	6M62928	L0612575-07 B 5X 826-SPE	<2	1	5		12/28/06 18:24
23	6M62929	L0612465-08 B 826-SPE	<2	1	1		12/28/06 18:57
24	6M62930	L0612465-09 B 826-SPE	<2	1	1		12/28/06 19:29
25	6M62931	SYSTEM CHECK	NA	1	1		12/28/06 20:01
26	6M62932	SYSTEM CHECK	NA	1	1		12/28/06 20:34

Comments

Seq.	Rerun	Dil.	Reason	Analytes
1	X			

File ID: 6M62907

Approved: January 02, 2007

KEMRON Environmental Services

Instrument Run Log

00047738

Instrument: HPMS6 Dataset: 122806

Analyst1: CMS Analyst2: NA

Method: 8260B SOP: MSV01 Rev: 10

Method: 5030B SOP: PAT01 Rev: 10

Maintenance Log ID: 17264

Internal Standard: STD16934 Surrogate Standard: STD16935

CCV: STD16907 LCS: STD16929 MS/MSD: NA

Column 1 ID: RTX502.2 Column 2 ID: NA

Workgroups: WG230415

Comments

Seq.	Rerun	Dil.	Reason	Analytes
			Tune failed/DNR	

Approved: January 02, 2007

KEMRON Environmental Services

Instrument Run Log

00047739

Instrument: HPMS11 Dataset: 122806

Analyst1: CMS Analyst2: NA

Method: 8260B SOP: MSV01 Rev: 10

Method: 5030/5035 SOP: PAT01 Rev: 10

Maintenance Log ID: 17261

Internal Standard: STD16956 Surrogate Standard: STD16828

CCV: STD16922 LCS: STD16929 MS/MSD: STD16929

Column 1 ID: RTX502.2 Column 2 ID: NA

Workgroups: WG230417

Comments:

Seq.	File ID	Sample Information	pH	Mat	Dil	Reference	Date/Time
1	11M39141	WG230416-01 50NG BFB STD 8260	NA	1	1	STD16662	12/28/06 07:21
2	11M39142	WG230416-01 50NG BFB STD 8260	NA	1	1	STD16662	12/28/06 07:36
3	11M39143	WG230416-02 50ug/L STD 8260	NA	1	1	STD16922	12/28/06 08:09
4	11M39144	WG230417-01 VBLK1228 BLANK 8260	NA	1	1		12/28/06 08:40
5	11M39145	WG230417-02 20ug/L LCS STD 8260	NA	1	1	STD16929	12/28/06 09:11
6	11M39146	L0612412-09 C D1 10X 826-SPE	<2	1	10		12/28/06 09:41
7	11M39147	L0612485-04 B D1 10X 826-SPE	<2	1	10		12/28/06 10:13
8	11M39148	L0612485-06 B D1 10X 826-SPE	<2	1	10		12/28/06 10:43
9	11M39149	L0612465-05 B D1 10X 826-SPE	<2	1	10		12/28/06 11:14
10	11M39150	L0612465-02 B D1 50X 826-SPE	<2	1	50		12/28/06 11:45
11	11M39151	L0612465-03 B D1 20X 826-SPE	5	1	20		12/28/06 12:16
12	11M39152	L0612593-13 A 826-SPE	7	1	1		12/28/06 12:47
13	11M39153	L0612593-01 A 826-SPE	7	1	1		12/28/06 13:18
14	11M39154	L0612593-03 MS A 826-SPE	7	1	1	STD16929	12/28/06 13:49
15	11M39155	L0612593-05 MSD A 826-SPE	7	1	1	STD16929	12/28/06 14:20
16	11M39156	L0612593-07 A 826-SPE	7	1	1		12/28/06 14:51
17	11M39157	L0612593-09 A 826-SPE	7	1	1		12/28/06 15:22
18	11M39158	L0612593-11 A 826-SPE	7	1	1		12/28/06 15:53
19	11M39159	L0612532-01 A 826-LOW	<2	1	1		12/28/06 16:23
20	11M39160	L0612412-06 B D1 10X 826-SPE	<2	1	10		12/28/06 16:54
21	11M39161	L0612532-02 A 826-LOW	<2	1	1		12/28/06 17:25
22	11M39162	L0612532-03 A 826-LOW	7	1	1		12/28/06 17:56
23	11M39163	L0612533-03 A 826-SPE	<2	1	1		12/28/06 18:27
24	11M39164	L0612533-04 A 826-SPE	<2	1	1		12/28/06 18:58
25	11M39165	L0612533-05 A 826-SPE	<2	1	1		12/28/06 19:28
26	11M39166	SYSTEM BLANK	NA	1	1		12/28/06 19:59

Comments

Seq.	Rerun	Dil.	Reason	Analytes
1				
File ID: 11M39141				

Approved: January 02, 2007

KEMRON Environmental Services

Instrument Run Log

00047740

Instrument: HPMS11 Dataset: 122806

Analyst1: CMS Analyst2: NA

Method: 8260B SOP: MSV01 Rev: 10

Method: 5030/5035 SOP: PAT01 Rev: 10

Maintenance Log ID: 17261

Internal Standard: STD16956 Surrogate Standard: STD16828

CCV: STD16922 LCS: STD16929 MS/MSD: STD16929

Column 1 ID: RTX502.2 Column 2 ID: NA

Workgroups: WG230417

Comments

Seq.	Rerun	Dil.	Reason	Analytes
			RR-BFB failed.	
11	X	50	Over Calibration Range	vc
File ID: 11M39151				
19	X	50	Over Calibration Range	vc,cis-1,2,1,2-DCB
File ID: 11M39159				
20	X	10		
File ID: 11M39160				
			RR to confirm dilution for vinyl chloride. Planning to report D1 from 12/29/06.	
21	X	1	Carry-over contamination	
File ID: 11M39161				
			Do not report.	
22	X	1	Carry-over contamination	
File ID: 11M39162				
			Do not report.	

Approved: January 02, 2007

KEMRON Environmental Services
HOLDING TIMES
EQUIVALENT TO AFCEE FORM 9

00047741

Analytical Method: 8260B

AAB#: WG230417

Login Number: L0612485

Client ID	Date Collected	Date Received	Date Extracted	Max Hold Time Ext.	Time Held Ext.	Date Analyzed	Max Hold Time Anal	Time Held Anal.	Q
12WW24	12/19/06	12/20/06	12/28/06	14	8.86	12/28/06	14	8.86	
12WW24-QC	12/19/06	12/20/06	12/28/06	14	8.88	12/28/06	14	8.88	

* EXT = SEE PROJECT QAPP REQUIREMENTS
*ANAL = SEE PROJECT QAPP REQUIREMENTS

KEMRON FORMS - Modified 11/20/2006
Version 1.5 PDF File ID: 659347
Report generated 01/02/2007 16:01

KEMRON Environmental Services
HOLDING TIMES
EQUIVALENT TO AFCEE FORM 9

00047742

Analytical Method: 8260B

AAB#: WG230324

Login Number: L0612485

Client ID	Date Collected	Date Received	Date Extracted	Max Hold Time Ext.	Time Held Ext.	Date Analyzed	Max Hold Time Anal	Time Held Anal.	Q
12WW05	12/19/06	12/20/06	12/27/06	14	8.24	12/27/06	14	8.24	
12WW20	12/19/06	12/20/06	12/27/06	14	8.08	12/27/06	14	8.08	
12WW02	12/19/06	12/20/06	12/27/06	14	8.27	12/27/06	14	8.27	
12WW24-QC	12/19/06	12/20/06	12/27/06	14	8.06	12/27/06	14	8.06	
12WW01	12/19/06	12/20/06	12/27/06	14	8.07	12/27/06	14	8.07	
12WW24	12/19/06	12/20/06	12/27/06	14	8.01	12/27/06	14	8.01	

* EXT = SEE PROJECT QAPP REQUIREMENTS
*ANAL = SEE PROJECT QAPP REQUIREMENTS

KEMRON FORMS - Modified 11/20/2006
Version 1.5 PDF File ID: 659347
Report generated 01/02/2007 16:01

KEMRON Environmental Services
HOLDING TIMES
EQUIVALENT TO AFCEE FORM 9

00047743

Analytical Method: 8260B

AAB#: WG230415

Login Number: L0612485

Client ID	Date Collected	Date Received	Date Extracted	Max Hold Time Ext.	Time Held Ext.	Date Analyzed	Max Hold Time Anal	Time Held Anal.	Q
29WW40	12/19/06	12/20/06	12/28/06	14	8.85	12/28/06	14	8.85	

* EXT = SEE PROJECT QAPP REQUIREMENTS
*ANAL = SEE PROJECT QAPP REQUIREMENTS

KEMRON FORMS - Modified 11/20/2006
Version 1.5 PDF File ID: 659347
Report generated 01/02/2007 16:01

KEMRON Environmental Services

SURROGATE STANDARDS

00047744

Login Number: L0612485
Instrument Id: HPMS6
Workgroup (AAB#): WG230415

Method: 8260
CAL ID: HPMS6-20-NOV-06
Matrix: Water

Sample Number	Dilution	Tag	1	2	3	4
L0612485-07	1.00	01	92.7	98.2	96.4	100
WG230415-01	1.00	01	87.5	95.7	91.8	100
WG230415-02	1.00	01	88.8	96.5	93.5	99.9
WG230415-03	1.00	01	88.7	96.7	92.7	100

Surrogates	Surrogate Limits		
1 - 1,2-Dichloroethane-d4	80	-	120
2 - Dibromofluoromethane	86	-	118
3 - p-Bromofluorobenzene	86	-	115
4 - Toluene-d8	88	-	110

Underline = Result out of surrogate limits

DL = surrogate diluted out
ND = surrogate not detected

KEMRON FORMS - Modified 09/27/2006
Version 1.5 PDF File ID: 659363
Report generated 01/02/2007 16:01

KEMRON Environmental Services

SURROGATE STANDARDS

00047745

Login Number: L0612485
Instrument Id: HPMS11
Workgroup (AAB#): WG230417

Method: 8260
CAL ID: HPMS11-28-NOV-06
Matrix: Water

Sample Number	Dilution	Tag	1	2	3	4
L0612485-04	10.0	DL01	91.2	95.3	90.4	92.7
L0612485-06	10.0	DL01	94.6	96.3	90.7	92.3
WG230417-01	1.00	01	90.0	94.9	91.8	94.5
WG230417-02	1.00	01	91.4	96.0	89.7	92.2

Surrogates	Surrogate Limits		
1 - 1,2-Dichloroethane-d4	80	-	120
2 - Dibromofluoromethane	86	-	118
3 - p-Bromofluorobenzene	86	-	115
4 - Toluene-d8	88	-	110

Underline = Result out of surrogate limits

DL = surrogate diluted out
ND = surrogate not detected

KEMRON FORMS - Modified 09/27/2006
Version 1.5 PDF File ID: 659363
Report generated 01/02/2007 16:01

KEMRON Environmental Services

SURROGATE STANDARDS

00047746

Login Number: L0612485
Instrument Id: HPMS11
Workgroup (AAB#): WG230324

Method: 8260
CAL ID: HPMS11-28-NOV-06
Matrix: Water

Sample Number	Dilution	Tag	1	2	3	4
L0612485-01	1.00	01	93.6	95.6	89.7	93.3
L0612485-02	1.00	01	94.1	96.5	90.7	92.5
L0612485-03	1.00	01	89.9	94.0	91.0	92.6
L0612485-04	1.00	01	91.3	95.6	91.1	95.6
L0612485-05	1.00	01	91.9	95.3	90.7	92.9
L0612485-06	1.00	01	92.9	97.5	92.4	95.2
WG230324-01	1.00	01	87.0	91.7	90.1	93.4
WG230324-02	1.00	01	88.3	93.4	87.4	93.5
WG230324-03	1.00	01	88.3	94.3	89.2	93.4

Surrogates	Surrogate Limits		
1 - 1,2-Dichloroethane-d4	80	-	120
2 - Dibromofluoromethane	86	-	118
3 - p-Bromofluorobenzene	86	-	115
4 - Toluene-d8	88	-	110

Underline = Result out of surrogate limits

DL = surrogate diluted out
ND = surrogate not detected

KEMRON FORMS - Modified 09/27/2006
Version 1.5 PDF File ID: 659363
Report generated 01/02/2007 16:01

KEMRON Environmental Services

METHOD BLANK SUMMARY 00047747

Login Number: L0612485
Blank File ID: 11M39117
Prep Date: 12/27/06 09:17
Analyzed Date: 12/27/06 09:17
Analyst: CMS

Work Group: WG230324
Blank Sample ID: WG230324-01
Instrument ID: HPMS11
Method: 8260B

This Method Blank Applies To The Following Samples:

Client ID	Lab Sample ID	Lab File ID	Time Analyzed	TAG
LCS	WG230324-02	11M39118	12/27/06 09:48	01
LCS2	WG230324-03	11M39119	12/27/06 10:19	01
12WW20	L0612485-03	11M39125	12/27/06 13:24	01
12WW24	L0612485-04	11M39126	12/27/06 13:55	01
12WW05	L0612485-05	11M39127	12/27/06 14:26	01
12WW24-QC	L0612485-06	11M39128	12/27/06 14:57	01
12WW01	L0612485-01	11M39130	12/27/06 15:58	01
12WW02	L0612485-02	11M39131	12/27/06 16:29	01

KEMRON Environmental Services

METHOD BLANK SUMMARY 00047748

Login Number: L0612485
Blank File ID: 11M39144
Prep Date: 12/28/06 08:40
Analyzed Date: 12/28/06 08:40
Analyst: CMS

Work Group: WG230417
Blank Sample ID: WG230417-01
Instrument ID: HPMS11
Method: 8260B

This Method Blank Applies To The Following Samples:

Client ID	Lab Sample ID	Lab File ID	Time Analyzed	TAG
LCS	WG230417-02	11M39145	12/28/06 09:11	01
12WW24	L0612485-04	11M39147	12/28/06 10:13	DL01
12WW24-QC	L0612485-06	11M39148	12/28/06 10:43	DL01

KEMRON FORMS - Modified 12/07/2006
Version 1.5 PDF File ID: 659348
Report generated 01/02/2007 16:01

KEMRON Environmental Services

METHOD BLANK SUMMARY 00047749

Login Number: L0612485
Blank File ID: 6M62910
Prep Date: 12/28/06 08:38
Analyzed Date: 12/28/06 08:38
Analyst: CMS

Work Group: WG230415
Blank Sample ID: WG230415-01
Instrument ID: HPMS6
Method: 8260B

This Method Blank Applies To The Following Samples:

Client ID	Lab Sample ID	Lab File ID	Time Analyzed	TAG
LCS	WG230415-02	6M62911	12/28/06 09:10	01
LCS2	WG230415-03	6M62912	12/28/06 09:43	01
29WW40	L0612485-07	6M62916	12/28/06 11:52	01

KEMRON FORMS - Modified 12/07/2006
Version 1.5 PDF File ID: 659348
Report generated 01/02/2007 16:01

KEMRON Environmental Services

METHOD BLANK REPORT

00047750

Login Number: L0612485 Prep Date: 12/27/06 09:17 Sample ID: WG230324-01
Instrument ID: HPMS11 Run Date: 12/27/06 09:17 Prep Method: 5030B
File ID: 11M39117 Analyst: CMS Method: 8260B
Workgroup (AAB#): WG230324 Matrix: Water Units: ug/L
Contract #: DACA56-94-D-0020 Cal ID: HPMS11-28-NOV-06

Analytes	SQL	PQL	Concentration	Dilution	Qualifier
1,1,1-Trichloroethane	0.250	5.00	0.250	1	U
1,1,2,2-Tetrachloroethane	0.125	5.00	0.125	1	U
1,1,2-Trichloro-1,2,2-Trifluoroethane	0.250	10.0	0.250	1	U
1,1,2-Trichloroethane	0.250	5.00	0.250	1	U
1,1-Dichloroethane	0.125	5.00	0.125	1	U
1,1-Dichloroethene	0.500	5.00	0.500	1	U
1,2,4-Trichlorobenzene	0.200	5.00	0.200	1	U
1,2-Dibromo-3-chloropropane	1.00	5.00	1.00	1	U
1,2-Dibromoethane	0.250	5.00	0.250	1	U
1,2-Dichlorobenzene	0.125	5.00	0.125	1	U
1,2-Dichloroethane	0.250	5.00	0.250	1	U
cis-1,2-Dichloroethene	0.250	10.0	0.250	1	U
trans-1,2-Dichloroethene	0.250	5.00	0.250	1	U
1,2-Dichloropropane	0.200	5.00	0.200	1	U
1,3-Dichlorobenzene	0.250	5.00	0.250	1	U
1,4-Dichlorobenzene	0.125	5.00	0.125	1	U
2-Butanone	2.50	10.0	2.50	1	U
2-Hexanone	2.50	10.0	2.50	1	U
4-Methyl-2-pentanone	2.50	10.0	2.50	1	U
Acetone	2.50	10.0	2.50	1	U
Benzene	0.125	5.00	0.125	1	U
Bromodichloromethane	0.250	5.00	0.250	1	U
Bromoform	0.500	5.00	0.500	1	U
Bromomethane	0.500	10.0	0.500	1	U
Carbon disulfide	0.500	5.00	0.500	1	U
Carbon tetrachloride	0.250	5.00	0.250	1	U
Chlorobenzene	0.125	5.00	0.125	1	U
Chloroethane	0.500	10.0	0.500	1	U
Chloroform	0.125	5.00	0.125	1	U
Chloromethane	0.250	10.0	0.250	1	U
cis-1,3-Dichloropropene	0.250	5.00	0.250	1	U
Cyclohexane	0.250	10.0	0.250	1	U
Dibromochloromethane	0.250	5.00	0.250	1	U
Dichlorodifluoromethane	0.250	10.0	0.250	1	U
Ethyl benzene	0.250	5.00	0.250	1	U
Isopropylbenzene	0.250	5.00	0.250	1	U
Methyl acetate	0.250	10.0	0.250	1	U
Methyl tert-butyl ether	0.500	5.00	0.500	1	U
Methylcyclohexane	0.250	10.0	0.250	1	U
Methylene chloride	0.250	5.00	0.250	1	U
Styrene	0.125	5.00	0.125	1	U
Tetrachloroethene	0.250	5.00	0.250	1	U

KEMRON FORMS - Modified 12/07/2006
Version 1.5 PDF File ID: 659349
Report generated 01/02/2007 16:01

KEMRON Environmental Services

METHOD BLANK REPORT

00047751

Login Number: L0612485 Prep Date: 12/27/06 09:17 Sample ID: WG230324-01
Instrument ID: HPMS11 Run Date: 12/27/06 09:17 Prep Method: 5030B
File ID: 11M39117 Analyst: CMS Method: 8260B
Workgroup (AAB#): WG230324 Matrix: Water Units: ug/L
Contract #: DACA56-94-D-0020 Cal ID: HPMS11-28-NOV-06

Analytes	SQL	PQL	Concentration	Dilution	Qualifier
Toluene	0.250	5.00	0.250	1	U
trans-1,3-Dichloropropene	0.500	5.00	0.500	1	U
Trichloroethene	0.250	5.00	0.250	1	U
Trichlorofluoromethane	0.250	10.0	0.250	1	U
Vinyl chloride	0.250	10.0	0.250	1	U
Xylenes, Total	0.500	5.00	0.500	1	U

Surrogates	% Recovery	Surrogate Limits	Qualifier
1,2-Dichloroethane-d4	87.0	80 - 120	PASS
Dibromofluoromethane	91.7	86 - 118	PASS
p-Bromofluorobenzene	90.1	86 - 115	PASS
Toluene-d8	93.4	88 - 110	PASS

MDL Method Detection Limit
RL Reporting/quantitation Limit

* Analyte concentration > RL

KEMRON FORMS - Modified 12/07/2006
Version 1.5 PDF File ID: 659349
Report generated 01/02/2007 16:01

KEMRON Environmental Services

METHOD BLANK REPORT

00047752

Login Number: L0612485 Prep Date: 12/28/06 08:40 Sample ID: WG230417-01
Instrument ID: HPMS11 Run Date: 12/28/06 08:40 Prep Method: 5030B
File ID: 11M39144 Analyst: CMS Method: 8260B
Workgroup (AAB#): WG230417 Matrix: Water Units: ug/L
Contract #: DACA56-94-D-0020 Cal ID: HPMS11-28-NOV-06

Analytes	SQL	PQL	Concentration	Dilution	Qualifier
1,1,1-Trichloroethane	0.250	5.00	0.250	1	U
1,1,2,2-Tetrachloroethane	0.125	5.00	0.125	1	U
1,1,2-Trichloro-1,2,2-Trifluoroethane	0.250	10.0	0.250	1	U
1,1,2-Trichloroethane	0.250	5.00	0.250	1	U
1,1-Dichloroethane	0.125	5.00	0.125	1	U
1,1-Dichloroethene	0.500	5.00	0.500	1	U
1,2,4-Trichlorobenzene	0.200	5.00	0.200	1	U
1,2-Dibromo-3-chloropropane	1.00	5.00	1.00	1	U
1,2-Dibromoethane	0.250	5.00	0.250	1	U
1,2-Dichlorobenzene	0.125	5.00	0.125	1	U
1,2-Dichloroethane	0.250	5.00	0.250	1	U
cis-1,2-Dichloroethene	0.250	10.0	0.250	1	U
trans-1,2-Dichloroethene	0.250	5.00	0.250	1	U
1,2-Dichloropropane	0.200	5.00	0.200	1	U
1,3-Dichlorobenzene	0.250	5.00	0.250	1	U
1,4-Dichlorobenzene	0.125	5.00	0.125	1	U
2-Butanone	2.50	10.0	2.50	1	U
2-Hexanone	2.50	10.0	2.50	1	U
4-Methyl-2-pentanone	2.50	10.0	2.50	1	U
Acetone	2.50	10.0	2.50	1	U
Benzene	0.125	5.00	0.125	1	U
Bromodichloromethane	0.250	5.00	0.250	1	U
Bromoform	0.500	5.00	0.500	1	U
Bromomethane	0.500	10.0	0.500	1	U
Carbon disulfide	0.500	5.00	0.500	1	U
Carbon tetrachloride	0.250	5.00	0.250	1	U
Chlorobenzene	0.125	5.00	0.125	1	U
Chloroethane	0.500	10.0	0.500	1	U
Chloroform	0.125	5.00	0.125	1	U
Chloromethane	0.250	10.0	0.250	1	U
cis-1,3-Dichloropropene	0.250	5.00	0.250	1	U
Cyclohexane	0.250	10.0	0.250	1	U
Dibromochloromethane	0.250	5.00	0.250	1	U
Dichlorodifluoromethane	0.250	10.0	0.250	1	U
Ethyl benzene	0.250	5.00	0.250	1	U
Isopropylbenzene	0.250	5.00	0.250	1	U
Methyl acetate	0.250	10.0	0.250	1	U
Methyl tert-butyl ether	0.500	5.00	0.500	1	U
Methylcyclohexane	0.250	10.0	0.250	1	U
Methylene chloride	0.250	5.00	0.250	1	U
Styrene	0.125	5.00	0.125	1	U
Tetrachloroethene	0.250	5.00	0.250	1	U

KEMRON FORMS - Modified 12/07/2006
Version 1.5 PDF File ID: 659349
Report generated 01/02/2007 16:01

KEMRON Environmental Services

METHOD BLANK REPORT

00047753

Login Number: L0612485 Prep Date: 12/28/06 08:40 Sample ID: WG230417-01
Instrument ID: HPMS11 Run Date: 12/28/06 08:40 Prep Method: 5030B
File ID: 11M39144 Analyst: CMS Method: 8260B
Workgroup (AAB#): WG230417 Matrix: Water Units: ug/L
Contract #: DACA56-94-D-0020 Cal ID: HPMS11-28-NOV-06

Analytes	SQL	PQL	Concentration	Dilution	Qualifier
Toluene	0.250	5.00	0.250	1	U
trans-1,3-Dichloropropene	0.500	5.00	0.500	1	U
Trichloroethene	0.250	5.00	0.250	1	U
Trichlorofluoromethane	0.250	10.0	0.250	1	U
Vinyl chloride	0.250	10.0	0.250	1	U
Xylenes, Total	0.500	5.00	0.500	1	U

Surrogates	% Recovery	Surrogate Limits	Qualifier
1,2-Dichloroethane-d4	90.0	80 - 120	PASS
Dibromofluoromethane	94.9	86 - 118	PASS
p-Bromofluorobenzene	91.8	86 - 115	PASS
Toluene-d8	94.5	88 - 110	PASS

MDL Method Detection Limit
RL Reporting/quantitation Limit

* Analyte concentration > RL

KEMRON FORMS - Modified 12/07/2006
Version 1.5 PDF File ID: 659349
Report generated 01/02/2007 16:01

KEMRON Environmental Services

METHOD BLANK REPORT

00047754

Login Number: L0612485 Prep Date: 12/28/06 08:38 Sample ID: WG230415-01
Instrument ID: HPMS6 Run Date: 12/28/06 08:38 Prep Method: 5030B
File ID: 6M62910 Analyst: CMS Method: 8260B
Workgroup (AAB#): WG230415 Matrix: Water Units: ug/L
Contract #: DACA56-94-D-0020 Cal ID: HPMS6-20-NOV-06

Analytes	SQL	PQL	Concentration	Dilution	Qualifier
1,1,1-Trichloroethane	0.250	5.00	0.250	1	U
1,1,2,2-Tetrachloroethane	0.125	5.00	0.125	1	U
1,1,2-Trichloro-1,2,2-Trifluoroethane	0.250	10.0	0.250	1	U
1,1,2-Trichloroethane	0.250	5.00	0.250	1	U
1,1-Dichloroethane	0.125	5.00	0.125	1	U
1,1-Dichloroethene	0.500	5.00	0.500	1	U
1,2,4-Trichlorobenzene	0.200	5.00	0.200	1	U
1,2-Dibromo-3-chloropropane	1.00	5.00	1.00	1	U
1,2-Dibromoethane	0.250	5.00	0.250	1	U
1,2-Dichlorobenzene	0.125	5.00	0.125	1	U
1,2-Dichloroethane	0.250	5.00	0.250	1	U
cis-1,2-Dichloroethene	0.250	10.0	0.250	1	U
trans-1,2-Dichloroethene	0.250	5.00	0.250	1	U
1,2-Dichloropropane	0.200	5.00	0.200	1	U
1,3-Dichlorobenzene	0.250	5.00	0.250	1	U
1,4-Dichlorobenzene	0.125	5.00	0.125	1	U
2-Butanone	2.50	10.0	2.50	1	U
2-Hexanone	2.50	10.0	2.50	1	U
4-Methyl-2-pentanone	2.50	10.0	2.50	1	U
Acetone	2.50	10.0	2.50	1	U
Benzene	0.125	5.00	0.125	1	U
Bromodichloromethane	0.250	5.00	0.250	1	U
Bromoform	0.500	5.00	0.500	1	U
Bromomethane	0.500	10.0	0.500	1	U
Carbon disulfide	0.500	5.00	0.500	1	U
Carbon tetrachloride	0.250	5.00	0.250	1	U
Chlorobenzene	0.125	5.00	0.125	1	U
Chloroethane	0.500	10.0	0.500	1	U
Chloroform	0.125	5.00	0.125	1	U
Chloromethane	0.250	10.0	0.250	1	U
cis-1,3-Dichloropropene	0.250	5.00	0.250	1	U
Cyclohexane	0.250	10.0	0.250	1	U
Dibromochloromethane	0.250	5.00	0.250	1	U
Dichlorodifluoromethane	0.250	10.0	0.250	1	U
Ethyl benzene	0.250	5.00	0.250	1	U
Isopropylbenzene	0.250	5.00	0.250	1	U
Methyl acetate	0.250	10.0	0.250	1	U
Methyl tert-butyl ether	0.500	5.00	0.500	1	U
Methylcyclohexane	0.250	10.0	0.250	1	U
Methylene chloride	0.250	5.00	0.250	1	U
Styrene	0.125	5.00	0.125	1	U
Tetrachloroethene	0.250	5.00	0.250	1	U

KEMRON FORMS - Modified 12/07/2006
Version 1.5 PDF File ID: 659349
Report generated 01/02/2007 16:01

KEMRON Environmental Services

METHOD BLANK REPORT

00047755

Login Number: L0612485 Prep Date: 12/28/06 08:38 Sample ID: WG230415-01
Instrument ID: HPMS6 Run Date: 12/28/06 08:38 Prep Method: 5030B
File ID: 6M62910 Analyst: CMS Method: 8260B
Workgroup (AAB#): WG230415 Matrix: Water Units: ug/L
Contract #: DACA56-94-D-0020 Cal ID: HPMS6-20-NOV-06

Analytes	SQL	PQL	Concentration	Dilution	Qualifier
Toluene	0.250	5.00	0.250	1	U
trans-1,3-Dichloropropene	0.500	5.00	0.500	1	U
Trichloroethene	0.250	5.00	0.250	1	U
Trichlorofluoromethane	0.250	10.0	0.250	1	U
Vinyl chloride	0.250	10.0	0.250	1	U
Xylenes, Total	0.500	5.00	0.500	1	U

Surrogates	% Recovery	Surrogate Limits	Qualifier
1,2-Dichloroethane-d4	87.5	80 - 120	PASS
Dibromofluoromethane	95.7	86 - 118	PASS
p-Bromofluorobenzene	91.8	86 - 115	PASS
Toluene-d8	100	88 - 110	PASS

MDL Method Detection Limit
RL Reporting/quantitation Limit

* Analyte concentration > RL

KEMRON FORMS - Modified 12/07/2006
Version 1.5 PDF File ID: 659349
Report generated 01/02/2007 16:01

KEMRON Environmental Services

LABORATORY CONTROL SAMPLE (LCS)

00047756

Login Number: L0612485 Run Date: 12/28/2006 Sample ID: WG230417-02
Instrument ID: HPMS11 Run Time: 09:11 Prep Method: 5030B
File ID: 11M39145 Analyst: CMS Method: 8260B
Workgroup (AAB#): WG230417 Matrix: Water Units: ug/L
Contract #: DACA56-94-D-0020 Cal ID: HPMS11-28-NOV-06

Analytes	Expected	Found	% Rec	LCS Limits	Q
1,1,1-Trichloroethane	20.0	24.3	121	80 - 134	
1,1,2,2-Tetrachloroethane	20.0	20.1	100	79 - 125	
1,1,2-Trichloro-1,2,2-Trifluoroethane	20.0	21.8	109	80 - 130	
1,1,2-Trichloroethane	20.0	20.9	105	80 - 125	
1,1-Dichloroethane	20.0	20.6	103	80 - 125	
1,1-Dichloroethene	20.0	21.9	110	80 - 132	
1,2,4-Trichlorobenzene	20.0	19.6	97.9	65 - 135	
1,2-Dibromo-3-chloropropane	20.0	18.3	91.4	50 - 130	
1,2-Dibromoethane	20.0	21.2	106	80 - 125	
1,2-Dichlorobenzene	20.0	20.7	103	80 - 125	
1,2-Dichloroethane	20.0	21.9	110	80 - 129	
cis-1,2-Dichloroethene	20.0	21.3	107	70 - 125	
trans-1,2-Dichloroethene	20.0	21.3	106	80 - 127	
1,2-Dichloropropane	20.0	19.5	97.3	80 - 120	
1,3-Dichlorobenzene	20.0	20.6	103	80 - 120	
1,4-Dichlorobenzene	20.0	20.0	100	80 - 120	
2-Butanone	20.0	18.8	93.9	30 - 150	
2-Hexanone	20.0	17.1	85.6	55 - 130	
4-Methyl-2-pentanone	20.0	17.5	87.6	64 - 140	
Acetone	20.0	26.5	132	40 - 142	
Benzene	20.0	20.7	103	80 - 121	
Bromodichloromethane	20.0	24.1	121	80 - 131	
Bromoform	20.0	19.8	99.0	70 - 130	
Bromomethane	20.0	18.7	93.7	30 - 145	
Carbon disulfide	20.0	20.1	101	58 - 138	
Carbon tetrachloride	20.0	25.4	127	65 - 140	
Chlorobenzene	20.0	21.0	105	80 - 120	
Chloroethane	20.0	19.9	99.6	60 - 135	
Chloroform	20.0	22.2	111	80 - 125	
Chloromethane	20.0	21.0	105	40 - 125	
cis-1,3-Dichloropropene	20.0	20.9	104	70 - 130	
Cyclohexane	20.0	19.3	96.5	80 - 130	
Dibromochloromethane	20.0	24.4	122	60 - 135	
Dichlorodifluoromethane	20.0	21.0	105	50 - 133	
Ethyl benzene	20.0	22.4	112	80 - 122	
Isopropylbenzene	20.0	20.3	102	80 - 122	
Methyl acetate	20.0	17.4	86.8	80 - 130	
Methyl tert-butyl ether	20.0	21.9	110	65 - 125	
Methylcyclohexane	20.0	19.9	99.5	80 - 130	
Methylene chloride	20.0	20.5	102	80 - 123	
Styrene	20.0	22.3	111	80 - 123	

KEMRON FORMS - Modified 12/15/2006
Version 1.5 PDF File ID: 662514
Report generated 01/02/2007 16:16

KEMRON Environmental Services

LABORATORY CONTROL SAMPLE (LCS)

00047757

Login Number: L0612485 Run Date: 12/28/2006 Sample ID: WG230417-02
Instrument ID: HPMS11 Run Time: 09:11 Prep Method: 5030B
File ID: 11M39145 Analyst: CMS Method: 8260B
Workgroup (AAB#): WG230417 Matrix: Water Units: ug/L
Contract #: DACA56-94-D-0020 Cal ID: HPMS11-28-NOV-06

Analytes	Expected	Found	% Rec	LCS Limits	Q
Tetrachloroethene	20.0	22.3	112	80 - 124	
Toluene	20.0	21.2	106	80 - 124	
trans-1,3-Dichloropropene	20.0	19.4	96.8	80 - 130	
Trichloroethene	20.0	21.5	108	80 - 122	
Trichlorofluoromethane	20.0	22.2	111	62 - 151	
Vinyl chloride	20.0	22.8	114	65 - 140	
Xylenes, Total	60.0	65.8	110	80 - 121	

Surrogates	% Recovery	Surrogate Limits	Qualifier
1,2-Dichloroethane-d4	91.4	80 - 120	PASS
Dibromofluoromethane	96.0	86 - 118	PASS
p-Bromofluorobenzene	89.7	86 - 115	PASS
Toluene-d8	92.2	88 - 110	PASS

* FAILS %REC LIMIT

KEMRON FORMS - Modified 12/15/2006
Version 1.5 PDF File ID: 662514
Report generated 01/02/2007 16:16

KEMRON Environmental Services

LABORATORY CONTROL SAMPLE (LCS)

00047758

Login Number: L0612485 Analyst: CMS Prep Method: 5030B
Instrument ID: HPMS6 Matrix: Water Method: 8260B
Workgroup (AAB#): WG230415 Units: ug/L
Sample ID: WG230415-02 LCS File ID: 6M62911 Run Date: 12/28/2006 09:10
Sample ID: WG230415-03 LCS2 File ID: 6M62912 Run Date: 12/28/2006 09:43

Analytes	LCS			LCS2			%RPD	%Rec Limits	RPD Lmt	Q
	Known	Found	% REC	Known	Found	% REC				
1,1,1-Trichloroethane	20.0	20.1	101	20.0	20.6	103	2.29	80 - 134	20	
1,1,2,2-Tetrachloroethane	20.0	19.1	95.7	20.0	19.6	98.1	2.50	79 - 125	20	
1,1,2-Trichloro-1,2,2-Trifluoroethane	20.0	19.8	98.9	20.0	20.5	102	3.40	80 - 130	20	
1,1,2-Trichloroethane	20.0	20.3	102	20.0	20.6	103	1.60	80 - 125	20	
1,1-Dichloroethane	20.0	19.6	98.1	20.0	20.0	100	2.05	80 - 125	20	
1,1-Dichloroethene	20.0	19.4	97.0	20.0	20.3	102	4.60	80 - 132	20	
1,2,4-Trichlorobenzene	20.0	20.3	101	20.0	20.7	104	2.33	65 - 135	20	
1,2-Dibromo-3-chloropropane	20.0	20.5	102	20.0	19.0	94.9	7.58	50 - 130	20	
1,2-Dibromoethane	20.0	20.6	103	20.0	20.3	101	1.63	80 - 125	20	
1,2-Dichlorobenzene	20.0	19.8	98.9	20.0	20.2	101	2.09	80 - 125	20	
1,2-Dichloroethane	20.0	19.5	97.3	20.0	19.2	96.2	1.08	80 - 129	20	
cis-1,2-Dichloroethene	20.0	20.3	101	20.0	20.9	104	2.80	70 - 125	20	
trans-1,2-Dichloroethene	20.0	19.8	98.9	20.0	20.8	104	4.91	80 - 127	20	
1,2-Dichloropropane	20.0	18.9	94.7	20.0	19.2	96.1	1.51	80 - 120	20	
1,3-Dichlorobenzene	20.0	19.7	98.7	20.0	20.2	101	2.13	80 - 120	20	
1,4-Dichlorobenzene	20.0	19.4	97.0	20.0	19.8	99.0	2.00	80 - 120	20	
2-Butanone	20.0	24.4	122	20.0	22.8	114	6.51	30 - 150	20	
2-Hexanone	20.0	18.9	94.7	20.0	18.0	89.8	5.28	55 - 130	20	
4-Methyl-2-pentanone	20.0	20.4	102	20.0	19.0	95.0	7.22	64 - 140	20	
Acetone	20.0	24.0	120	20.0	23.3	117	2.78	40 - 142	20	
Benzene	20.0	19.5	97.5	20.0	19.8	99.2	1.74	80 - 121	20	
Bromodichloromethane	20.0	20.8	104	20.0	21.0	105	0.980	80 - 131	20	
Bromoform	20.0	19.5	97.6	20.0	20.0	99.8	2.15	70 - 130	20	
Bromomethane	20.0	19.1	95.3	20.0	19.8	98.8	3.58	30 - 145	20	
Carbon disulfide	20.0	19.4	96.9	20.0	20.3	101	4.52	58 - 138	20	
Carbon tetrachloride	20.0	20.5	102	20.0	21.4	107	4.17	65 - 140	20	
Chlorobenzene	20.0	19.9	99.5	20.0	20.2	101	1.54	80 - 120	20	
Chloroethane	20.0	17.7	88.6	20.0	18.5	92.6	4.43	60 - 135	20	
Chloroform	20.0	19.6	97.9	20.0	20.1	101	2.76	80 - 125	20	
Chloromethane	20.0	19.3	96.5	20.0	20.2	101	4.46	40 - 125	20	
cis-1,3-Dichloropropene	20.0	19.9	99.5	20.0	20.0	100	0.696	70 - 130	20	
Cyclohexane	20.0	19.5	97.5	20.0	20.6	103	5.61	80 - 130	20	
Dibromochloromethane	20.0	21.0	105	20.0	21.3	107	1.40	60 - 135	20	
Dichlorodifluoromethane	20.0	16.7	83.5	20.0	17.4	86.9	4.06	50 - 133	20	
Ethyl benzene	20.0	20.1	101	20.0	20.5	102	1.62	80 - 122	20	
Isopropylbenzene	20.0	18.2	91.0	20.0	18.7	93.4	2.66	80 - 122	20	
Methyl acetate	20.0	19.8	99.0	20.0	19.6	98.2	0.754	80 - 130	20	
Methyl tert-butyl ether	20.0	21.2	106	20.0	21.1	105	0.684	65 - 125	20	
Methylcyclohexane	20.0	20.2	101	20.0	21.3	107	5.29	80 - 130	20	
Methylene chloride	20.0	18.2	91.0	20.0	18.5	92.7	1.83	80 - 123	20	
Styrene	20.0	20.1	101	20.0	20.8	104	3.04	80 - 123	20	
Tetrachloroethene	20.0	20.0	99.9	20.0	20.7	103	3.40	80 - 124	20	

KEMRON FORMS - Modified 07/13/2006
Version 1.5 PDF File ID: 659346
Report generated 01/02/2007 16:01

KEMRON Environmental Services

LABORATORY CONTROL SAMPLE (LCS)

00047759

Login Number: L0612485 Analyst: CMS Prep Method: 5030B
Instrument ID: HPMS6 Matrix: Water Method: 8260B
Workgroup (AAB#): WG230415 Units: ug/L
Sample ID: WG230415-02 LCS File ID: 6M62911 Run Date: 12/28/2006 09:10
Sample ID: WG230415-03 LCS2 File ID: 6M62912 Run Date: 12/28/2006 09:43

Analytes	LCS			LCS2			%RPD	%Rec Limits	RPD Lmt	Q
	Known	Found	% REC	Known	Found	% REC				
Toluene	20.0	19.6	97.9	20.0	20.1	100	2.46	80 - 124	20	
trans-1,3-Dichloropropene	20.0	18.9	94.6	20.0	19.0	94.8	0.262	80 - 130	20	
Trichloroethene	20.0	20.7	103	20.0	21.1	106	2.17	80 - 122	20	
Trichlorofluoromethane	20.0	17.3	86.7	20.0	18.1	90.3	4.05	62 - 151	20	
Vinyl chloride	20.0	23.1	115	20.0	24.4	122	5.47	65 - 140	20	
Xylenes, Total	60.0	58.0	96.6	60.0	60.1	100	3.60	80 - 121	20	

Surogates	LCS	LCS2	Surrogate Limits	Qualifier
	% Recovery	% Recovery		
Dibromofluoromethane	96.5	96.7	86 - 118	PASS
1,2-Dichloroethane-d4	88.8	88.7	80 - 120	PASS
Toluene-d8	99.9	100	88 - 110	PASS
p-Bromofluorobenzene	93.5	92.7	86 - 115	PASS

* FAILS %REC LIMIT

FAILS RPD LIMIT

KEMRON FORMS - Modified 07/13/2006
Version 1.5 PDF File ID: 659346
Report generated 01/02/2007 16:01

KEMRON Environmental Services

LABORATORY CONTROL SAMPLE (LCS)

00047760

Login Number: L0612485 Analyst: CMS Prep Method: 5030B
Instrument ID: HPMS11 Matrix: Water Method: 8260B
Workgroup (AAB#): WG230324 Units: ug/L
Sample ID: WG230324-02 LCS File ID: 11M39118 Run Date: 12/27/2006 09:48
Sample ID: WG230324-03 LCS2 File ID: 11M39119 Run Date: 12/27/2006 10:19

Analytes	LCS			LCS2			%RPD	%Rec Limits	RPD Lmt	Q
	Known	Found	% REC	Known	Found	% REC				
1,1,1-Trichloroethane	20.0	22.0	110	20.0	22.7	114	3.26	80 - 134	20	
1,1,2,2-Tetrachloroethane	20.0	19.3	96.4	20.0	19.8	99.2	2.89	79 - 125	20	
1,1,2-Trichloro-1,2,2-Trifluoroethane	20.0	21.5	108	20.0	21.7	108	0.497	80 - 130	20	
1,1,2-Trichloroethane	20.0	20.8	104	20.0	20.8	104	0.112	80 - 125	20	
1,1-Dichloroethane	20.0	19.5	97.4	20.0	20.4	102	4.49	80 - 125	20	
1,1-Dichloroethene	20.0	20.4	102	20.0	21.6	108	5.32	80 - 132	20	
1,2,4-Trichlorobenzene	20.0	18.5	92.3	20.0	19.6	97.9	5.83	65 - 135	20	
1,2-Dibromo-3-chloropropane	20.0	17.8	88.8	20.0	17.8	89.1	0.337	50 - 130	20	
1,2-Dibromoethane	20.0	20.6	103	20.0	20.4	102	0.621	80 - 125	20	
1,2-Dichlorobenzene	20.0	19.4	96.9	20.0	20.4	102	5.03	80 - 125	20	
1,2-Dichloroethane	20.0	20.5	103	20.0	20.7	104	0.915	80 - 129	20	
cis-1,2-Dichloroethene	20.0	20.5	103	20.0	21.6	108	5.24	70 - 125	20	
trans-1,2-Dichloroethene	20.0	20.3	101	20.0	21.4	107	5.51	80 - 127	20	
1,2-Dichloropropane	20.0	18.8	93.8	20.0	19.8	99.2	5.57	80 - 120	20	
1,3-Dichlorobenzene	20.0	19.6	97.8	20.0	20.5	102	4.43	80 - 120	20	
1,4-Dichlorobenzene	20.0	18.8	94.1	20.0	19.9	99.5	5.58	80 - 120	20	
2-Butanone	20.0	18.9	94.7	20.0	19.1	95.4	0.803	30 - 150	20	
2-Hexanone	20.0	16.8	83.9	20.0	17.1	85.6	2.01	55 - 130	20	
4-Methyl-2-pentanone	20.0	17.9	89.3	20.0	18.1	90.5	1.33	64 - 140	20	
Acetone	20.0	24.8	124	20.0	26.9	134	7.90	40 - 142	20	
Benzene	20.0	19.7	98.3	20.0	20.7	104	5.14	80 - 121	20	
Bromodichloromethane	20.0	22.5	113	20.0	23.1	116	2.66	80 - 131	20	
Bromoform	20.0	18.8	94.0	20.0	18.7	93.5	0.480	70 - 130	20	
Bromomethane	20.0	18.6	92.8	20.0	20.3	102	8.97	30 - 145	20	
Carbon disulfide	20.0	20.2	101	20.0	21.5	107	6.09	58 - 138	20	
Carbon tetrachloride	20.0	22.8	114	20.0	23.4	117	2.45	65 - 140	20	
Chlorobenzene	20.0	20.2	101	20.0	20.8	104	3.03	80 - 120	20	
Chloroethane	20.0	18.9	94.5	20.0	20.1	100	5.98	60 - 135	20	
Chloroform	20.0	20.5	103	20.0	21.4	107	4.40	80 - 125	20	
Chloromethane	20.0	18.7	93.4	20.0	20.9	104	11.1	40 - 125	20	
cis-1,3-Dichloropropene	20.0	20.1	100	20.0	20.9	104	4.06	70 - 130	20	
Cyclohexane	20.0	18.7	93.7	20.0	19.0	94.9	1.29	80 - 130	20	
Dibromochloromethane	20.0	22.9	115	20.0	23.0	115	0.496	60 - 135	20	
Dichlorodifluoromethane	20.0	20.5	102	20.0	20.1	101	1.72	50 - 133	20	
Ethyl benzene	20.0	21.0	105	20.0	22.0	110	4.60	80 - 122	20	
Isopropylbenzene	20.0	18.9	94.4	20.0	19.6	98.0	3.80	80 - 122	20	
Methyl acetate	20.0	17.2	86.1	20.0	17.0	85.1	1.11	80 - 130	20	
Methyl tert-butyl ether	20.0	22.3	112	20.0	21.8	109	2.32	65 - 125	20	
Methylcyclohexane	20.0	19.3	96.5	20.0	19.6	97.8	1.36	80 - 130	20	
Methylene chloride	20.0	20.2	101	20.0	20.6	103	2.03	80 - 123	20	
Styrene	20.0	21.3	107	20.0	22.2	111	3.96	80 - 123	20	
Tetrachloroethene	20.0	20.8	104	20.0	21.5	108	3.62	80 - 124	20	

KEMRON FORMS - Modified 07/13/2006
Version 1.5 PDF File ID: 659346
Report generated 01/02/2007 16:01

KEMRON Environmental Services

LABORATORY CONTROL SAMPLE (LCS)

00047761

Login Number: L0612485 Analyst: CMS Prep Method: 5030B
Instrument ID: HPMS11 Matrix: Water Method: 8260B
Workgroup (AAB#): WG230324 Units: ug/L
Sample ID: WG230324-02 LCS File ID: 11M39118 Run Date: 12/27/2006 09:48
Sample ID: WG230324-03 LCS2 File ID: 11M39119 Run Date: 12/27/2006 10:19

Analytes	LCS			LCS2			%RPD	%Rec Limits	RPD Lmt	Q
	Known	Found	% REC	Known	Found	% REC				
Toluene	20.0	20.2	101	20.0	21.1	105	4.15	80 - 124	20	
trans-1,3-Dichloropropene	20.0	19.0	94.9	20.0	18.9	94.4	0.485	80 - 130	20	
Trichloroethene	20.0	20.4	102	20.0	21.3	107	4.55	80 - 122	20	
Trichlorofluoromethane	20.0	20.0	100	20.0	20.2	101	1.19	62 - 151	20	
Vinyl chloride	20.0	20.8	104	20.0	21.1	106	1.51	65 - 140	20	
Xylenes, Total	60.0	62.3	104	60.0	65.0	108	4.27	80 - 121	20	

Surogates	LCS	LCS2	Surrogate Limits	Qualifier
	% Recovery	% Recovery		
Dibromofluoromethane	93.4	94.3	86 - 118	PASS
1,2-Dichloroethane-d4	88.3	88.3	80 - 120	PASS
Toluene-d8	93.5	93.4	88 - 110	PASS
p-Bromofluorobenzene	87.4	89.2	86 - 115	PASS

* FAILS %REC LIMIT

\# FAILS RPD LIMIT

KEMRON FORMS - Modified 07/13/2006
Version 1.5 PDF File ID: 659346
Report generated 01/02/2007 16:01

KEMRON ENVIRONMENTAL SERVICES
ORGANIC INSTRUMENT CHECK

00047762

BFB

Login Number: L0612485
Instrument: HPMS6
Analyst: CMS
Workgroup: WG227929

Tune ID: WG227929-01
Run Date: 11/20/2006
Run Time: 09:10
File ID: 6M62037
Cal ID: HPMS6-20-NOV-06

Target	Rel. to	Lower	Upper	Rel.	Raw	Result
50.0	95.0	15.0	40.0	16.9	15096	PASS
75.0	95.0	30.0	60.0	46.8	41874	PASS
95.0	95.0	100	100	100	89392	PASS
96.0	95.0	5.00	9.00	6.56	5867	PASS
173	174	0	2.00	0.431	308	PASS
174	95.0	50.0	100	80.0	71482	PASS
175	174	5.00	9.00	7.31	5227	PASS
176	174	95.0	101	97.6	69736	PASS
177	176	5.00	9.00	7.20	5018	PASS

This check relates to the following samples, MS, MSD:

Lab ID	Client ID	Tag	Date Analyzed	Q
WG227929-02	STD	01	11/20/2006 09:38	
WG227929-03	STD	01	11/20/2006 10:10	
WG227929-04	STD	01	11/20/2006 10:43	
WG227929-05	STD	01	11/20/2006 11:15	
WG227929-06	STD	01	11/20/2006 11:47	
WG227929-07	STD	01	11/20/2006 12:19	
WG227929-08	STD-CCV	01	11/20/2006 12:52	
WG227929-09	STD	01	11/20/2006 13:24	
WG227929-10	STD	01	11/20/2006 13:57	
WG227929-11	STD	01	11/20/2006 14:29	
WG227929-12	SSCV	01	11/20/2006 17:01	

* Sample past 12 hour tune limit

KEMRON FORMS - Modified 12/28/2006
Version 1.3 PDF File ID: 659355
Report generated 01/02/2007 16:01

KEMRON ENVIRONMENTAL SERVICES
ORGANIC INSTRUMENT CHECK

BFB

Login Number: L0612485
Instrument: HPMS11
Analyst: CMS
Workgroup: WG228336

Tune ID: WG228336-01
Run Date: 11/28/2006
Run Time: 08:17
File ID: 11M38434
Cal ID: HPMS11-28-NOV-06

Target	Rel. to	Lower	Upper	Rel.	Raw	Result
50.0	95.0	15.0	40.0	24.4	9619	PASS
75.0	95.0	30.0	60.0	47.3	18658	PASS
95.0	95.0	100	100	100	39434	PASS
96.0	95.0	5.00	9.00	7.22	2849	PASS
173	174	0	2.00	0	0	PASS
174	95.0	50.0	100	79.9	31501	PASS
175	174	5.00	9.00	7.40	2330	PASS
176	174	95.0	101	95.4	30066	PASS
177	176	5.00	9.00	6.99	2102	PASS

This check relates to the following samples, MS, MSD:

Lab ID	Client ID	Tag	Date Analyzed	Q
WG228336-02	STD	01	11/28/2006 08:46	
WG228336-03	STD	01	11/28/2006 09:17	
WG228336-04	STD	01	11/28/2006 09:51	
WG228336-05	STD	01	11/28/2006 10:22	
WG228336-06	STD	01	11/28/2006 10:53	
WG228336-07	STD	01	11/28/2006 11:24	
WG228336-08	STD-CCV	01	11/28/2006 11:54	
WG228336-09	STD	01	11/28/2006 12:25	
WG228336-10	STD	01	11/28/2006 12:56	
WG228336-11	SSCV	01	11/28/2006 14:28	

* Sample past 12 hour tune limit

KEMRON ENVIRONMENTAL SERVICES
ORGANIC INSTRUMENT CHECK

00047764

BFB

Login Number: L0612485
Instrument: HPMS11
Analyst: CMS
Workgroup: WG230323

Tune ID: WG230323-01
Run Date: 12/27/2006
Run Time: 08:19
File ID: 11M39115
Cal ID: HPMS11 -28-NOV-06

Target	Rel. to	Lower	Upper	Rel.	Raw	Result
50.0	95.0	15.0	40.0	24.6	5140	PASS
75.0	95.0	30.0	60.0	48.8	10202	PASS
95.0	95.0	100	100	100	20925	PASS
96.0	95.0	5.00	9.00	7.34	1536	PASS
173	174	0	2.00	0	0	PASS
174	95.0	50.0	100	83.6	17500	PASS
175	174	5.00	9.00	7.76	1358	PASS
176	174	95.0	101	97.3	17031	PASS
177	176	5.00	9.00	7.65	1303	PASS

This check relates to the following CCV:

Lab ID	Client ID	Date Analyzed	
WG230323-02	CCV	12/27/2006 08:46	

This check relates to the following samples & batch QC:

Lab ID	Client ID	Tag	Date Analyzed	Q
WG230324-01	BLANK	01	12/27/2006 09:17	
WG230324-02	LCS	01	12/27/2006 09:48	
WG230324-03	LCS2	01	12/27/2006 10:19	
L0612485-03	12WW20	01	12/27/2006 13:24	
L0612485-04	12WW24	01	12/27/2006 13:55	
L0612485-05	12WW05	01	12/27/2006 14:26	
L0612485-06	12WW24-QC	01	12/27/2006 14:57	
L0612485-01	12WW01	01	12/27/2006 15:58	
L0612485-02	12WW02	01	12/27/2006 16:29	

* Sample past 12 hour tune limit

KEMRON FORMS - Modified 12/07/2006
Version 1.3 PDF File ID: 659357
Report generated 01/02/2007 16:01

KEMRON ENVIRONMENTAL SERVICES
ORGANIC INSTRUMENT CHECK

00047765

BFB

Login Number: L0612485
Instrument: HPMS11
Analyst: CMS
Workgroup: WG230416

Tune ID: WG230416-01
Run Date: 12/28/2006
Run Time: 07:36
File ID: 11M39142
Cal ID: HPMS11 -28-NOV-06

Target	Rel. to	Lower	Upper	Rel.	Raw	Result
50.0	95.0	15.0	40.0	26.1	7663	PASS
75.0	95.0	30.0	60.0	47.9	14077	PASS
95.0	95.0	100	100	100	29365	PASS
96.0	95.0	5.00	9.00	6.70	1966	PASS
173	174	0	2.00	0	0	PASS
174	95.0	50.0	100	79.5	23344	PASS
175	174	5.00	9.00	7.57	1768	PASS
176	174	95.0	101	101	23533	PASS
177	176	5.00	9.00	7.12	1675	PASS

This check relates to the following CCV:

Lab ID	Client ID	Date Analyzed	
WG230416-02	CCV	12/28/2006 08:09	

This check relates to the following samples & batch QC:

Lab ID	Client ID	Tag	Date Analyzed	Q
WG230417-01	BLANK	01	12/28/2006 08:40	
WG230417-02	LCS	01	12/28/2006 09:11	
L0612485-04	12WW24	DL01	12/28/2006 10:13	
L0612485-06	12WW24-QC	DL01	12/28/2006 10:43	

* Sample past 12 hour tune limit

KEMRON FORMS - Modified 12/07/2006
Version 1.3 PDF File ID: 659357
Report generated 01/02/2007 16:01

KEMRON ENVIRONMENTAL SERVICES
ORGANIC INSTRUMENT CHECK

00047766

BFB

Login Number: L0612485
Instrument: HPMS6
Analyst: CMS
Workgroup: WG230414

Tune ID: WG230414-01
Run Date: 12/28/2006
Run Time: 07:35
File ID: 6M62908
Cal ID: HPMS6 -20-NOV-06

Target	Rel. to	Lower	Upper	Rel.	Raw	Result
50.0	95.0	15.0	40.0	16.8	7672	PASS
75.0	95.0	30.0	60.0	45.8	20920	PASS
95.0	95.0	100	100	100	45720	PASS
96.0	95.0	5.00	9.00	6.82	3119	PASS
173	174	0	2.00	0	0	PASS
174	95.0	50.0	100	85.9	39269	PASS
175	174	5.00	9.00	7.15	2806	PASS
176	174	95.0	101	96.5	37904	PASS
177	176	5.00	9.00	7.69	2914	PASS

This check relates to the following CCV:

Lab ID	Client ID	Date Analyzed	
WG230414-02	CCV	12/28/2006 08:05	

This check relates to the following samples & batch QC:

Lab ID	Client ID	Tag	Date Analyzed	Q
WG230415-01	BLANK	01	12/28/2006 08:38	
WG230415-02	LCS	01	12/28/2006 09:10	
WG230415-03	LCS2	01	12/28/2006 09:43	
L0612485-07	29WW40	01	12/28/2006 11:52	

* Sample past 12 hour tune limit

KEMRON FORMS - Modified 12/07/2006
Version 1.3 PDF File ID: 659357
Report generated 01/02/2007 16:01

KEMRON Environmental Services

INITIAL CALIBRATION SUMMARY

00047767

Login Number: L0612485
Analytical Method: 8260B
ICAL Workgroup: WG228336

Instrument ID: HPMS11
Initial Calibration Date: 28-NOV-06 12:56
Column ID: F

Analyte		AVG RF	% RSD	LINEAR (R)	QUAD(R^2)
1,1-Dichloroethene	CCC	0.2019	11.3		
1,2-Dichloropropane	CCC	0.2522	3.65		
Chloroform	CCC	0.4299	4.96		
Ethylbenzene	CCC	0.4690	7.86		
Toluene	CCC	1.282	4.57		
Vinyl Chloride	CCC	0.1970	16.4		1.00
1,1,2,2-Tetrachloroethane	SPCC	0.3892	7.04		
1,1-Dichloroethane	SPCC	0.4856	5.73		
Bromoform	SPCC	0.1547	15.1	1.00	
Chlorobenzene	SPCC	0.8716	7.32		
Chloromethane	SPCC	0.2693	10.6		
1,1,1-Trichloroethane		0.3873	8.40		
1,1,2-Trichloro-1,2,2-Trifluoroethane		0.2217	6.29		
1,1,2-Trichloroethane		0.2039	4.71		
1,2,4-Trichlorobenzene		0.8978	6.07		
1,2-Dibromo-3-Chloropropane		0.07050	16.5	1.00	
1,2-Dibromoethane		0.2039	7.70		
1,2-Dichlorobenzene		1.224	4.40		
1,2-Dichloroethane		0.3402	3.70		
1,3-Dichlorobenzene		1.368	5.30		
1,4-Dichlorobenzene		1.442	7.40		
2-Butanone		0.05724	10.5		
2-Hexanone		0.1286	9.32		
4-Methyl-2-Pentanone		0.05888	9.23		
Acetone		0.03620	6.62		
Benzene		0.8986	4.44		
Bromodichloromethane		0.2938	6.41		
Bromomethane		0.1823	6.23		
Carbon Disulfide		0.6362	5.08		
Carbon Tetrachloride		0.3371	12.1		
Chloroethane		0.1800	7.15		
Cyclohexane		0.4939	7.33		
Dibromochloromethane		0.2512	11.4		
Dichlorodifluoromethane		0.3206	5.00		
Isopropylbenzene		1.439	8.71		
Methyl Tert Butyl Ether		0.4485	12.3		
Methyl acetate		0.1238	7.66		
Methylcyclohexane		0.3547	7.57		
Methylene Chloride		0.2154	2.99		
Styrene		0.9223	12.1		
Tetrachloroethene		0.2631	7.84		
Trichloroethene		0.2411	6.51		
Trichlorofluoromethane		0.4454	5.16		
cis-1,2-Dichloroethene		0.2432	6.00		
cis-1,3-Dichloropropene		0.3434	8.21		

KEMRON FORMS - Modified 12/13/2006
Version 1.5 PDF File ID: 659351
Report generated 01/02/2007 16:01

KEMRON Environmental Services

INITIAL CALIBRATION SUMMARY

00047768

Login Number: L0612485
Analytical Method: 8260B
ICAL Workgroup: WG228336

Instrument ID: HPMS11
Initial Calibration Date: 28-NOV-06 12:56
Column ID: F

Analyte		AVG RF	% RSD	LINEAR (R)	QUAD(R^2)
m-,p-Xylene		0.5810	7.47		
o-Xylene		0.5598	7.17		
trans-1,2-Dichloroethene		0.2269	6.54		
trans-1,3-Dichloropropene		0.4062	8.00		

R = Correlation coefficient; 0.995 minimum
R^2 = Coefficient of determination; 0.99 minimum

KEMRON FORMS - Modified 12/13/2006
Version 1.5 PDF File ID: 659351
Report generated 01/02/2007 16:01

KEMRON Environmental Services

INITIAL CALIBRATION SUMMARY

00047769

Login Number: L0612485
Analytical Method: 8260B
ICAL Workgroup: WG227929

Instrument ID: HPMS6
Initial Calibration Date: 20-NOV-06 14:29
Column ID: F

Analyte		AVG RF	% RSD	LINEAR (R)	QUAD(R^2)
1,1-Dichloroethene	CCC	0.3687	8.53		
1,2-Dichloropropane	CCC	0.2202	3.32		
Chloroform	CCC	0.4926	5.02		
Ethylbenzene	CCC	0.5103	4.71		
Toluene	CCC	1.363	6.40		
Vinyl Chloride	CCC	0.1997	20.0		0.998
1,1,2,2-Tetrachloroethane	SPCC	0.3881	3.61		
1,1-Dichloroethane	SPCC	0.4314	3.44		
Bromoform	SPCC	0.1947	13.0		
Chlorobenzene	SPCC	0.9475	3.45		
Chloromethane	SPCC	0.2482	13.7		
1,1,1-Trichloroethane		0.4614	6.12		
1,1,2-Trichloro-1,2,2-Trifluoroethane		0.2586	6.24		
1,1,2-Trichloroethane		0.2161	3.41		
1,2,4-Trichlorobenzene		0.9889	4.22		
1,2-Dibromo-3-Chloropropane		0.07790	10.6		
1,2-Dibromoethane		0.2319	4.78		
1,2-Dichlorobenzene		1.309	4.19		
1,2-Dichloroethane		0.3374	5.60		
1,3-Dichlorobenzene		1.451	3.00		
1,4-Dichlorobenzene		1.503	6.66		
2-Butanone		0.04788	1.66		
2-Hexanone		0.09810	4.47		
4-Methyl-2-Pentanone		0.04460	5.92		
Acetone		0.03507	9.44		
Benzene		0.9358	4.87		
Bromodichloromethane		0.3451	3.26		
Bromomethane		0.1516	21.0		1.00
Carbon Disulfide		0.6606	8.93		
Carbon Tetrachloride		0.4045	7.51		
Chloroethane		0.1672	7.84		
Cyclohexane		0.3465	13.3		
Dibromochloromethane		0.3004	7.74		
Dichlorodifluoromethane		0.3626	7.52		
Isopropylbenzene		1.605	4.73		
Methyl Tert Butyl Ether		0.5230	3.34		
Methyl acetate		0.08881	7.43		
Methylcyclohexane		0.3874	12.0		
Methylene Chloride		0.2574	12.5		
Styrene		1.026	4.63		
Tetrachloroethene		0.3946	5.46		
Trichloroethene		0.2779	4.40		
Trichlorofluoromethane		0.5346	2.07		
cis-1,2-Dichloroethene		0.2682	2.97		
cis-1,3-Dichloropropene		0.3818	6.85		

KEMRON FORMS - Modified 12/13/2006
Version 1.5 PDF File ID: 659351
Report generated 01/02/2007 16:01

KEMRON Environmental Services

INITIAL CALIBRATION SUMMARY

00047770

Login Number: L0612485
Analytical Method: 8260B
ICAL Workgroup: WG227929

Instrument ID: HPMS6
Initial Calibration Date: 20-NOV-06 14:29
Column ID: F

Analyte		AVG RF	% RSD	LINEAR (R)	QUAD(R^2)
m-,p-Xylene		0.6332	4.93		
o-Xylene		0.6121	3.39		
trans-1,2-Dichloroethene		0.2522	6.99		
trans-1,3-Dichloropropene		0.4394	8.37		

R = Correlation coefficient; 0.995 minimum
R^2 = Coefficient of determination; 0.99 minimum

KEMRON FORMS - Modified 12/13/2006
Version 1.5 PDF File ID: 659351
Report generated 01/02/2007 16:01

KEMRON Environmental Services

INITIAL CALIBRATION DATA

00047771

Login Number: L0612485

Analytical Method: 8260B

Instrument ID: HPMS11

Initial Calibration Date: 28-NOV-06 12:56

Column ID: F

Analyte	WG228336-02			WG228336-03			WG228336-04		
	CONC	RESP	RF	CONC	RESP	RF	CONC	RESP	RF
1,1-Dichloroethene	NA	NA	NA	0.400	2638.00000	0.1722	1.00	6208.00000	0.1617
1,2-Dichloropropane	NA	NA	NA	0.400	4064.00000	0.2653	1.00	8991.00000	0.2342
Chloroform	0.300	5269.00000	0.4327	0.400	7026.00000	0.4587	1.00	14589.0000	0.3801
Ethylbenzene	NA	NA	NA	0.400	5658.00000	0.4909	1.00	12118.0000	0.4248
Toluene	NA	NA	NA	0.400	14925.0000	1.295	1.00	33167.0000	1.163
Vinyl Chloride	NA	NA	NA	0.400	3983.00000	0.2600	1.00	7979.00000	0.2079
1,1,2,2-Tetrachloroethane	NA	NA	NA	0.400	2201.00000	0.3517	1.00	5526.00000	0.3566
1,1-Dichloroethane	NA	NA	NA	0.400	7750.00000	0.5060	1.00	16215.0000	0.4224
Bromoform	NA	NA	NA	NA	NA	NA	1.00	3601.00000	0.1262
Chlorobenzene	NA	NA	NA	0.400	10874.0000	0.9435	1.00	24420.0000	0.8561
Chloromethane	NA	NA	NA	0.400	5142.00000	0.3357	1.00	10659.0000	0.2777
1,1,1-Trichloroethane	NA	NA	NA	0.400	5578.00000	0.3642	1.00	12311.0000	0.3207
1,1,2-Trichloro-1,2,2-Trifluoroethane	NA	NA	NA	0.400	3037.00000	0.1983	1.00	7802.00000	0.2033
1,1,2-Trichloroethane	NA	NA	NA	0.400	2099.00000	0.1821	1.00	5772.00000	0.2023
1,2,4-Trichlorobenzene	NA	NA	NA	0.400	6073.00000	0.9703	1.00	13317.0000	0.8594
1,2-Dibromo-3-Chloropropane	NA	NA	NA	NA	NA	NA	NA	NA	NA
1,2-Dibromoethane	NA	NA	NA	0.400	2194.00000	0.1904	1.00	5102.00000	0.1789
1,2-Dichlorobenzene	0.300	6192.00000	1.314	0.400	7700.00000	1.230	1.00	18156.0000	1.172
1,2-Dichloroethane	NA	NA	NA	0.400	5430.00000	0.3545	1.00	12476.0000	0.3250
1,3-Dichlorobenzene	NA	NA	NA	0.400	9160.00000	1.464	1.00	19716.0000	1.272
1,4-Dichlorobenzene	0.300	7554.00000	1.603	0.400	9973.00000	1.593	1.00	22328.0000	1.441
2-Butanone	NA	NA	NA	NA	NA	NA	NA	NA	NA
2-Hexanone	NA	NA	NA	NA	NA	NA	NA	NA	NA
4-Methyl-2-Pentanone	NA	NA	NA	NA	NA	NA	NA	NA	NA
Acetone	NA	NA	NA	NA	NA	NA	NA	NA	NA
Benzene	NA	NA	NA	0.400	14662.0000	0.9572	1.00	31806.0000	0.8286
Bromodichloromethane	NA	NA	NA	0.400	4340.00000	0.2833	1.00	9949.00000	0.2592
Bromomethane	NA	NA	NA	0.400	3106.00000	0.2028	1.00	6838.00000	0.1781
Carbon Disulfide	NA	NA	NA	0.400	9356.00000	0.6108	1.00	22187.0000	0.5780
Carbon Tetrachloride	NA	NA	NA	0.400	4275.00000	0.2791	1.00	10302.0000	0.2684
Chloroethane	NA	NA	NA	0.400	2400.00000	0.1567	1.00	6289.00000	0.1638
Cyclohexane	NA	NA	NA	NA	NA	NA	1.00	16138.0000	0.4204
Dibromochloromethane	NA	NA	NA	0.400	2427.00000	0.2106	1.00	6216.00000	0.2179
Dichlorodifluoromethane	NA	NA	NA	0.400	4840.00000	0.3160	1.00	11335.0000	0.2953
Isopropylbenzene	NA	NA	NA	0.400	15319.0000	1.329	1.00	34052.0000	1.194
Methyl Tert Butyl Ether	NA	NA	NA	0.400	5589.00000	0.3649	1.00	14735.0000	0.3839
Methyl acetate	NA	NA	NA	NA	NA	NA	NA	NA	NA
Methylcyclohexane	NA	NA	NA	NA	NA	NA	1.00	11538.0000	0.3006
Methylene Chloride	NA	NA	NA	0.400	3495.00000	0.2282	1.00	8162.00000	0.2126
Styrene	NA	NA	NA	0.400	8914.00000	0.7734	1.00	21802.0000	0.7643
Tetrachloroethene	NA	NA	NA	0.400	2760.00000	0.2395	1.00	6524.00000	0.2287
Trichloroethene	NA	NA	NA	0.400	3656.00000	0.2387	1.00	7965.00000	0.2075

KEMRON FORMS - Modified 10/13/2006
Version 1.6 PDF File ID: 659351
Report generated 01/02/2007 16:01

KEMRON Environmental Services

INITIAL CALIBRATION DATA

00047772

Login Number:L0612485 Instrument ID:HPMS11

Analytical Method:8260B Initial Calibration Date:28-NOV-06 12:56

Column ID:F

Analyte	WG228336-05			WG228336-06			WG228336-07		
	CONC	RESP	RF	CONC	RESP	RF	CONC	RESP	RF
1,1-Dichloroethene	2.00	15100.0000	0.1989	5.00	38380.0000	0.2145	20.0	163025.000	0.2123
1,2-Dichloropropane	2.00	18787.0000	0.2475	5.00	45014.0000	0.2516	20.0	196515.000	0.2559
Chloroform	2.00	32789.0000	0.4320	5.00	75591.0000	0.4225	20.0	337125.000	0.4390
Ethylbenzene	2.00	27250.0000	0.4791	5.00	72787.0000	0.5116	20.0	288028.000	0.4985
Toluene	2.00	73212.0000	1.287	5.00	184739.000	1.298	20.0	770264.000	1.333
Vinyl Chloride	2.00	16395.0000	0.2160	5.00	35010.0000	0.1957	20.0	143504.000	0.1869
1,1,2,2-Tetrachloroethane	2.00	11214.0000	0.3611	5.00	31566.0000	0.4028	20.0	130514.000	0.4085
1,1-Dichloroethane	2.00	35738.0000	0.4709	5.00	88036.0000	0.4920	20.0	382244.000	0.4977
Bromoform	2.00	6920.00000	0.1217	5.00	20790.0000	0.1461	20.0	95514.0000	0.1653
Chlorobenzene	2.00	50737.0000	0.8920	5.00	132574.000	0.9318	20.0	521777.000	0.9030
Chloromethane	2.00	19427.0000	0.2560	5.00	47035.0000	0.2629	20.0	201519.000	0.2624
1,1,1-Trichloroethane	2.00	29867.0000	0.3935	5.00	72717.0000	0.4064	20.0	319296.000	0.4158
1,1,2-Trichloro-1,2,2-Trifluoroethane	2.00	17800.0000	0.2345	5.00	39441.0000	0.2204	20.0	178364.000	0.2323
1,1,2-Trichloroethane	2.00	11589.0000	0.2038	5.00	29531.0000	0.2076	20.0	120583.000	0.2087
1,2,4-Trichlorobenzene	2.00	27076.0000	0.8719	5.00	72339.0000	0.9230	20.0	300436.000	0.9402
1,2-Dibromo-3-Chloropropane	2.00	1487.00000	0.04790	5.00	5500.00000	0.07020	20.0	22846.0000	0.07150
1,2-Dibromoethane	2.00	10745.0000	0.1889	5.00	29388.0000	0.2066	20.0	123961.000	0.2145
1,2-Dichlorobenzene	2.00	37502.0000	1.208	5.00	98763.0000	1.260	20.0	402550.000	1.260
1,2-Dichloroethane	2.00	25081.0000	0.3305	5.00	61253.0000	0.3423	20.0	269401.000	0.3508
1,3-Dichlorobenzene	2.00	42809.0000	1.379	5.00	111477.000	1.423	20.0	452584.000	1.416
1,4-Dichlorobenzene	2.00	44017.0000	1.418	5.00	114552.000	1.462	20.0	458105.000	1.434
2-Butanone	NA	NA	NA	5.00	8605.00000	0.04810	20.0	42058.0000	0.05480
2-Hexanone	NA	NA	NA	5.00	15357.0000	0.1079	20.0	74171.0000	0.1284
4-Methyl-2-Pentanone	NA	NA	NA	5.00	8927.00000	0.04990	20.0	44317.0000	0.05770
Acetone	NA	NA	NA	5.00	5962.00000	0.03330	20.0	26959.0000	0.03510
Benzene	2.00	67889.0000	0.8945	5.00	163339.000	0.9129	20.0	704597.000	0.9175
Bromodichloromethane	2.00	21066.0000	0.2776	5.00	53466.0000	0.2988	20.0	237386.000	0.3091
Bromomethane	2.00	12920.0000	0.1702	5.00	29842.0000	0.1668	20.0	138637.000	0.1805
Carbon Disulfide	2.00	48832.0000	0.6434	5.00	110617.000	0.6182	20.0	506941.000	0.6601
Carbon Tetrachloride	2.00	25572.0000	0.3369	5.00	63312.0000	0.3538	20.0	278976.000	0.3633
Chloroethane	2.00	14119.0000	0.1860	5.00	32187.0000	0.1799	20.0	141662.000	0.1845
Cyclohexane	2.00	38622.0000	0.5089	5.00	86412.0000	0.4829	20.0	401139.000	0.5223
Dibromochloromethane	2.00	13038.0000	0.2292	5.00	35612.0000	0.2503	20.0	155471.000	0.2691
Dichlorodifluoromethane	2.00	25890.0000	0.3411	5.00	60359.0000	0.3373	20.0	253053.000	0.3295
Isopropylbenzene	2.00	81757.0000	1.437	5.00	216906.000	1.525	20.0	888765.000	1.538
Methyl Tert Butyl Ether	2.00	33844.0000	0.4459	5.00	74360.0000	0.4156	20.0	366717.000	0.4775
Methyl acetate	2.00	8610.00000	0.1134	5.00	19897.0000	0.1112	20.0	95077.0000	0.1238
Methylcyclohexane	2.00	26928.0000	0.3548	5.00	61437.0000	0.3434	20.0	285086.000	0.3712
Methylene Chloride	2.00	15895.0000	0.2094	5.00	39071.0000	0.2184	20.0	164366.000	0.2140
Styrene	2.00	48279.0000	0.8488	5.00	140615.000	0.9883	20.0	593303.000	1.027
Tetrachloroethene	2.00	15538.0000	0.2732	5.00	40266.0000	0.2830	20.0	161643.000	0.2797
Trichloroethene	2.00	18423.0000	0.2427	5.00	46547.0000	0.2601	20.0	191770.000	0.2497

KEMRON FORMS - Modified 10/13/2006
Version 1.6 PDF File ID: 659351
Report generated 01/02/2007 16:01

KEMRON Environmental Services

INITIAL CALIBRATION DATA

00047773

Login Number:L0612485 Instrument ID:HPMS11

Analytical Method:8260B Initial Calibration Date:28-NOV-06 12:56

Column ID:F

Analyte	WG228336-08			WG228336-09			WG228336-10		
	CONC	RESP	RF	CONC	RESP	RF	CONC	RESP	RF
1,1-Dichloroethene	50.0	429283.000	0.2202	100	866668.000	0.2204	200	1680620.00	0.2152
1,2-Dichloropropane	50.0	503002.000	0.2580	100	1008619.00	0.2565	200	1943029.00	0.2488
Chloroform	50.0	859106.000	0.4406	100	1718909.00	0.4371	200	3330315.00	0.4264
Ethylbenzene	50.0	710273.000	0.4854	100	1346059.00	0.4548	200	2405553.00	0.4072
Toluene	50.0	1959480.00	1.339	100	3870650.00	1.308	200	7259432.00	1.229
Vinyl Chloride	50.0	351533.000	0.1803	100	703291.000	0.1788	200	1176184.00	0.1506
1,1,2,2-Tetrachloroethane	50.0	337762.000	0.4129	100	687824.000	0.4139	200	1354946.00	0.4057
1,1-Dichloroethane	50.0	982172.000	0.5037	100	1971997.00	0.5014	200	3833893.00	0.4909
Bromoform	50.0	255828.000	0.1748	100	524681.000	0.1773	200	1013566.00	0.1716
Chlorobenzene	50.0	1278788.00	0.8739	100	2451167.00	0.8282	200	4398582.00	0.7445
Chloromethane	50.0	498453.000	0.2556	100	955585.000	0.2430	200	2036386.00	0.2608
1,1,1-Trichloroethane	50.0	811686.000	0.4163	100	1589915.00	0.4043	200	2946476.00	0.3773
1,1,2-Trichloro-1,2,2-Trifluoroethane	50.0	442955.000	0.2272	100	922344.000	0.2345	200	1740776.00	0.2229
1,1,2-Trichloroethane	50.0	310150.000	0.2119	100	627469.000	0.2120	200	1196453.00	0.2025
1,2,4-Trichlorobenzene	50.0	759685.000	0.9286	100	1480520.00	0.8908	200	2665799.00	0.7981
1,2-Dibromo-3-Chloropropane	50.0	63149.0000	0.07720	100	129130.000	0.07770	200	262251.000	0.07850
1,2-Dibromoethane	50.0	321198.000	0.2195	100	650852.000	0.2199	200	1254606.00	0.2124
1,2-Dichlorobenzene	50.0	1014417.00	1.240	100	1993478.00	1.200	200	3778923.00	1.131
1,2-Dichloroethane	50.0	684594.000	0.3511	100	1357353.00	0.3451	200	2517339.00	0.3223
1,3-Dichlorobenzene	50.0	1137485.00	1.390	100	2224025.00	1.338	200	4207428.00	1.260
1,4-Dichlorobenzene	50.0	1156814.00	1.414	100	2245505.00	1.351	200	4218832.00	1.263
2-Butanone	50.0	114523.000	0.05870	100	242668.000	0.06170	200	491354.000	0.06290
2-Hexanone	50.0	198364.000	0.1356	100	405234.000	0.1369	200	792351.000	0.1341
4-Methyl-2-Pentanone	50.0	120348.000	0.06170	100	248192.000	0.06310	200	484508.000	0.06200
Acetone	50.0	68733.0000	0.03520	100	150514.000	0.03830	200	305163.000	0.03910
Benzene	50.0	1793172.00	0.9196	100	3547769.00	0.9021	200	6688348.00	0.8564
Bromodichloromethane	50.0	609527.000	0.3126	100	1220233.00	0.3103	200	2337045.00	0.2993
Bromomethane	50.0	356214.000	0.1827	100	741380.000	0.1885	200	1471626.00	0.1884
Carbon Disulfide	50.0	1303385.00	0.6684	100	2643400.00	0.6722	200	4984297.00	0.6382
Carbon Tetrachloride	50.0	726360.000	0.3725	100	1450355.00	0.3688	200	2761421.00	0.3536
Chloroethane	50.0	366916.000	0.1882	100	757223.000	0.1925	200	1473217.00	0.1886
Cyclohexane	50.0	1000893.00	0.5133	100	2058577.00	0.5234	200	3795020.00	0.4859
Dibromochloromethane	50.0	411880.000	0.2815	100	831743.000	0.2810	200	1593175.00	0.2697
Dichlorodifluoromethane	50.0	615085.000	0.3154	100	1284532.00	0.3266	200	2370191.00	0.3035
Isopropylbenzene	50.0	2280519.00	1.558	100	4479839.00	1.514	200	8353809.00	1.414
Methyl Tert Butyl Ether	50.0	975076.000	0.5001	100	2013560.00	0.5120	200	3811132.00	0.4880
Methyl acetate	50.0	254043.000	0.1303	100	526592.000	0.1339	200	1016210.00	0.1301
Methylcyclohexane	50.0	716926.000	0.3677	100	1502841.00	0.3821	200	2835811.00	0.3631
Methylene Chloride	50.0	422717.000	0.2168	100	853498.000	0.2170	200	1617339.00	0.2071
Styrene	50.0	1509698.00	1.032	100	2976840.00	1.006	200	5548982.00	0.9393
Tetrachloroethene	50.0	407737.000	0.2786	100	802433.000	0.2711	200	1480234.00	0.2506
Trichloroethene	50.0	489099.000	0.2508	100	963296.000	0.2449	200	1833017.00	0.2347

KEMRON FORMS - Modified 10/13/2006
Version 1.6 PDF File ID: 659351
Report generated 01/02/2007 16:01

KEMRON Environmental Services

INITIAL CALIBRATION DATA

00047774

Login Number: L0612485

Analytical Method: 8260B

Instrument ID: HPMS11

Initial Calibration Date: 28-NOV-06 12:56

Column ID: F

Analyte	WG228336-02			WG228336-03			WG228336-04		
	CONC	RESP	RF	CONC	RESP	RF	CONC	RESP	RF
Trichlorofluoromethane	NA	NA	NA	0.400	6382.00000	0.4167	1.00	15472.0000	0.4031
cis-1,2-Dichloroethene	NA	NA	NA	0.400	3741.00000	0.2442	1.00	8140.00000	0.2121
cis-1,3-Dichloropropene	NA	NA	NA	0.400	5035.00000	0.3287	1.00	11340.0000	0.2954
m-,p-Xylene	NA	NA	NA	0.800	13501.0000	0.5857	2.00	30598.0000	0.5363
o-Xylene	NA	NA	NA	0.400	6224.00000	0.5400	1.00	13965.0000	0.4896
trans-1,2-Dichloroethene	NA	NA	NA	0.400	3344.00000	0.2183	1.00	7536.00000	0.1963
trans-1,3-Dichloropropene	NA	NA	NA	0.400	4428.00000	0.3842	1.00	10299.0000	0.3610

KEMRON FORMS - Modified 10/13/2006
Version 1.6 PDF File ID: 659351
Report generated 01/02/2007 16:01

KEMRON Environmental Services

INITIAL CALIBRATION DATA

00047775

Login Number: L0612485

Analytical Method: 8260B

Instrument ID: HPMS11

Initial Calibration Date: 28-NOV-06 12:56

Column ID: F

Analyte	WG228336-05			WG228336-06			WG228336-07		
	CONC	RESP	RF	CONC	RESP	RF	CONC	RESP	RF
Trichlorofluoromethane	2.00	34565.0000	0.4554	5.00	83303.0000	0.4656	20.0	352824.000	0.4594
cis-1,2-Dichloroethene	2.00	17938.0000	0.2363	5.00	42924.0000	0.2399	20.0	194965.000	0.2539
cis-1,3-Dichloropropene	2.00	23664.0000	0.3118	5.00	63012.0000	0.3522	20.0	280397.000	0.3651
m-,p-Xylene	4.00	67744.0000	0.5955	10.0	178497.000	0.6273	40.0	717656.000	0.6210
o-Xylene	2.00	30641.0000	0.5387	5.00	85979.0000	0.6043	20.0	343917.000	0.5952
trans-1,2-Dichloroethene	2.00	17024.0000	0.2243	5.00	40289.0000	0.2252	20.0	181455.000	0.2363
trans-1,3-Dichloropropene	2.00	21055.0000	0.3702	5.00	56597.0000	0.3978	20.0	250545.000	0.4336

KEMRON FORMS - Modified 10/13/2006
Version 1.6 PDF File ID: 659351
Report generated 01/02/2007 16:01

KEMRON Environmental Services

INITIAL CALIBRATION DATA

00047776

Login Number: L0612485

Analytical Method: 8260B

Instrument ID: HPMS11

Initial Calibration Date: 28-NOV-06 12:56

Column ID: F

Analyte	WG228336-08			WG228336-09			WG228336-10		
	CONC	RESP	RF	CONC	RESP	RF	CONC	RESP	RF
Trichlorofluoromethane	50.0	880759.000	0.4517	100	1823583.00	0.4637	200	3496099.00	0.4477
cis-1,2-Dichloroethene	50.0	501174.000	0.2570	100	1002795.00	0.2550	200	1931342.00	0.2473
cis-1,3-Dichloropropene	50.0	720602.000	0.3696	100	1453962.00	0.3697	200	2766914.00	0.3543
m-,p-Xylene	100	1780524.00	0.6084	200	3391514.00	0.5729	400	5918409.00	0.5009
o-Xylene	50.0	875034.000	0.5980	100	1705086.00	0.5761	200	3170069.00	0.5366
trans-1,2-Dichloroethene	50.0	470145.000	0.2411	100	947259.000	0.2409	200	1820442.00	0.2331
trans-1,3-Dichloropropene	50.0	651213.000	0.4450	100	1300794.00	0.4395	200	2469185.00	0.4180

KEMRON FORMS - Modified 10/13/2006
Version 1.6 PDF File ID: 659351
Report generated 01/02/2007 16:01

KEMRON Environmental Services

INITIAL CALIBRATION DATA

00047777

Login Number: L0612485

Analytical Method: 8260B

Instrument ID: HPMS6

Initial Calibration Date: 20-NOV-06 14:29

Column ID: F

Analyte	WG227929-02			WG227929-03			WG227929-04		
	CONC	RESP	RF	CONC	RESP	RF	CONC	RESP	RF
1,1-Dichloroethene	NA	NA	NA	0.400	4048.00000	0.3018	1.00	13077.0000	0.3985
1,2-Dichloropropane	NA	NA	NA	0.400	2863.00000	0.2135	1.00	7343.00000	0.2238
Chloroform	0.300	5521.00000	0.5255	0.400	7135.00000	0.5320	1.00	16443.0000	0.5011
Ethylbenzene	NA	NA	NA	0.400	4941.00000	0.4913	1.00	13633.0000	0.5451
Toluene	NA	NA	NA	0.400	14789.0000	1.471	1.00	36300.0000	1.451
Vinyl Chloride	NA	NA	NA	0.400	3541.00000	0.2640	1.00	8103.00000	0.2469
1,1,2,2-Tetrachloroethane	NA	NA	NA	0.400	2260.00000	0.3767	1.00	5327.00000	0.3718
1,1-Dichloroethane	NA	NA	NA	0.400	5514.00000	0.4112	1.00	14026.0000	0.4274
Bromoform	NA	NA	NA	NA	NA	NA	1.00	4007.00000	0.1602
Chlorobenzene	NA	NA	NA	0.400	9890.00000	0.9834	1.00	24062.0000	0.9620
Chloromethane	NA	NA	NA	0.400	4257.00000	0.3174	1.00	9546.00000	0.2909
1,1,1-Trichloroethane	NA	NA	NA	0.400	5880.00000	0.4384	1.00	15242.0000	0.4645
1,1,2-Trichloro-1,2,2-Trifluoroethane	NA	NA	NA	NA	NA	NA	1.00	9359.00000	0.2852
1,1,2-Trichloroethane	NA	NA	NA	0.400	1996.00000	0.1985	1.00	5404.00000	0.2161
1,2,4-Trichlorobenzene	NA	NA	NA	0.400	5918.00000	0.9864	1.00	14894.0000	1.040
1,2-Dibromo-3-Chloropropane	NA	NA	NA	NA	NA	NA	1.00	1031.00000	0.07200
1,2-Dibromoethane	NA	NA	NA	0.400	2151.00000	0.2139	1.00	5333.00000	0.2132
1,2-Dichlorobenzene	0.300	6492.00000	1.435	0.400	7967.00000	1.328	1.00	18940.0000	1.322
1,2-Dichloroethane	NA	NA	NA	0.400	4832.00000	0.3603	1.00	11569.0000	0.3526
1,3-Dichlorobenzene	NA	NA	NA	0.400	9162.00000	1.527	1.00	20630.0000	1.440
1,4-Dichlorobenzene	0.300	7978.00000	1.763	0.400	8977.00000	1.496	1.00	21687.0000	1.514
2-Butanone	NA	NA	NA	NA	NA	NA	NA	NA	NA
2-Hexanone	NA	NA	NA	NA	NA	NA	NA	NA	NA
4-Methyl-2-Pentanone	NA	NA	NA	NA	NA	NA	NA	NA	NA
Acetone	NA	NA	NA	NA	NA	NA	NA	NA	NA
Benzene	NA	NA	NA	0.400	13490.0000	1.006	1.00	32179.0000	0.9806
Bromodichloromethane	NA	NA	NA	0.400	4315.00000	0.3217	1.00	11158.0000	0.3400
Bromomethane	NA	NA	NA	NA	NA	NA	1.00	3451.00000	0.1052
Carbon Disulfide	NA	NA	NA	0.400	9036.00000	0.6738	1.00	17039.0000	0.5192
Carbon Tetrachloride	NA	NA	NA	0.400	4860.00000	0.3624	1.00	13090.0000	0.3989
Chloroethane	NA	NA	NA	0.400	1824.00000	0.1360	1.00	5829.00000	0.1776
Cyclohexane	NA	NA	NA	NA	NA	NA	1.00	7849.00000	0.2392
Dibromochloromethane	NA	NA	NA	0.400	2675.00000	0.2660	1.00	6599.00000	0.2638
Dichlorodifluoromethane	NA	NA	NA	0.400	4751.00000	0.3543	1.00	13414.0000	0.4088
Isopropylbenzene	NA	NA	NA	0.400	15284.0000	1.520	1.00	40298.0000	1.611
Methyl Tert Butyl Ether	NA	NA	NA	NA	NA	NA	1.00	16728.0000	0.5098
Methyl acetate	NA	NA	NA	NA	NA	NA	1.00	3243.00000	0.09880
Methylcyclohexane	NA	NA	NA	NA	NA	NA	1.00	9324.00000	0.2841
Methylene Chloride	NA	NA	NA	0.400	4568.00000	0.3406	1.00	8260.00000	0.2517
Styrene	NA	NA	NA	0.400	9900.00000	0.9844	1.00	24287.0000	0.9710
Tetrachloroethene	NA	NA	NA	0.400	4325.00000	0.4301	1.00	10079.0000	0.4030
Trichloroethene	NA	NA	NA	0.400	3679.00000	0.2743	1.00	9071.00000	0.2764

KEMRON FORMS - Modified 10/13/2006
Version 1.6 PDF File ID: 659351
Report generated 01/02/2007 16:01

KEMRON Environmental Services

INITIAL CALIBRATION DATA

00047778

Login Number: L0612485

Analytical Method: 8260B

Instrument ID: HPMS6

Initial Calibration Date: 20-NOV-06 14:29

Column ID: F

Analyte	WG227929-05			WG227929-06			WG227929-07		
	CONC	RESP	RF	CONC	RESP	RF	CONC	RESP	RF
1,1-Dichloroethene	2.00	25476.0000	0.3943	5.00	53852.0000	0.3348	20.0	253000.000	0.3883
1,2-Dichloropropane	2.00	14849.0000	0.2298	5.00	32907.0000	0.2046	20.0	143370.000	0.2200
Chloroform	2.00	32490.0000	0.5028	5.00	74860.0000	0.4654	20.0	324804.000	0.4984
Ethylbenzene	2.00	25640.0000	0.5199	5.00	58335.0000	0.4802	20.0	264222.000	0.5378
Toluene	2.00	71235.0000	1.444	5.00	156485.000	1.288	20.0	695076.000	1.415
Vinyl Chloride	2.00	13901.0000	0.2151	5.00	30454.0000	0.1893	20.0	122970.000	0.1887
1,1,2,2-Tetrachloroethane	2.00	10738.0000	0.3722	5.00	28994.0000	0.4058	20.0	117752.000	0.4003
1,1-Dichloroethane	2.00	28615.0000	0.4429	5.00	66697.0000	0.4146	20.0	295110.000	0.4529
Bromoform	2.00	7796.00000	0.1581	5.00	22064.0000	0.1816	20.0	96523.0000	0.1964
Chlorobenzene	2.00	46400.0000	0.9408	5.00	111244.000	0.9157	20.0	489386.000	0.9960
Chloromethane	2.00	16667.0000	0.2580	5.00	36573.0000	0.2274	20.0	146511.000	0.2248
1,1,1-Trichloroethane	2.00	31108.0000	0.4815	5.00	65967.0000	0.4101	20.0	320550.000	0.4919
1,1,2-Trichloro-1,2,2-Trifluoroethane	2.00	17575.0000	0.2720	5.00	42173.0000	0.2622	20.0	172365.000	0.2645
1,1,2-Trichloroethane	2.00	10818.0000	0.2193	5.00	25951.0000	0.2136	20.0	109844.000	0.2236
1,2,4-Trichlorobenzene	2.00	28072.0000	0.9731	5.00	71664.0000	1.003	20.0	305077.000	1.037
1,2-Dibromo-3-Chloropropane	2.00	1829.00000	0.06340	5.00	5243.00000	0.07340	20.0	24866.0000	0.08450
1,2-Dibromoethane	2.00	11671.0000	0.2366	5.00	28567.0000	0.2351	20.0	118753.000	0.2417
1,2-Dichlorobenzene	2.00	37089.0000	1.286	5.00	91157.0000	1.276	20.0	393067.000	1.336
1,2-Dichloroethane	2.00	22840.0000	0.3535	5.00	53373.0000	0.3318	20.0	227527.000	0.3492
1,3-Dichlorobenzene	2.00	42435.0000	1.471	5.00	100683.000	1.409	20.0	438627.000	1.491
1,4-Dichlorobenzene	2.00	43194.0000	1.497	5.00	103244.000	1.445	20.0	449949.000	1.530
2-Butanone	NA	NA	NA	5.00	7587.00000	0.04720	20.0	31572.0000	0.04850
2-Hexanone	NA	NA	NA	5.00	12279.0000	0.1011	20.0	48110.0000	0.09790
4-Methyl-2-Pentanone	NA	NA	NA	5.00	6623.00000	0.04120	20.0	27641.0000	0.04240
Acetone	NA	NA	NA	5.00	6521.00000	0.04050	20.0	24315.0000	0.03730
Benzene	2.00	61674.0000	0.9545	5.00	137930.000	0.8574	20.0	622484.000	0.9553
Bromodichloromethane	2.00	22473.0000	0.3478	5.00	54271.0000	0.3374	20.0	230527.000	0.3538
Bromomethane	2.00	7453.00000	0.1153	5.00	19976.0000	0.1242	20.0	102013.000	0.1565
Carbon Disulfide	2.00	47430.0000	0.7341	5.00	104417.000	0.6491	20.0	449054.000	0.6891
Carbon Tetrachloride	2.00	26826.0000	0.4152	5.00	57961.0000	0.3603	20.0	285144.000	0.4376
Chloroethane	2.00	11586.0000	0.1793	5.00	27684.0000	0.1721	20.0	112133.000	0.1721
Cyclohexane	2.00	25162.0000	0.3894	5.00	56354.0000	0.3503	20.0	241229.000	0.3702
Dibromochloromethane	2.00	14323.0000	0.2904	5.00	35499.0000	0.2922	20.0	155526.000	0.3165
Dichlorodifluoromethane	2.00	24851.0000	0.3846	5.00	59717.0000	0.3712	20.0	244306.000	0.3749
Isopropylbenzene	2.00	81532.0000	1.653	5.00	183968.000	1.514	20.0	841033.000	1.712
Methyl Tert Butyl Ether	2.00	34889.0000	0.5400	5.00	87056.0000	0.5412	20.0	348846.000	0.5353
Methyl acetate	2.00	6273.00000	0.09710	5.00	15003.0000	0.09330	20.0	56158.0000	0.08620
Methylcyclohexane	2.00	28769.0000	0.4453	5.00	63201.0000	0.3929	20.0	264844.000	0.4064
Methylene Chloride	2.00	16907.0000	0.2617	5.00	39115.0000	0.2432	20.0	164467.000	0.2524
Styrene	2.00	49521.0000	1.004	5.00	118334.000	0.9741	20.0	535314.000	1.090
Tetrachloroethene	2.00	20074.0000	0.4070	5.00	43965.0000	0.3619	20.0	202150.000	0.4114
Trichloroethene	2.00	17598.0000	0.2724	5.00	40251.0000	0.2502	20.0	186867.000	0.2868

KEMRON FORMS - Modified 10/13/2006
Version 1.6 PDF File ID: 659351
Report generated 01/02/2007 16:01

KEMRON Environmental Services

INITIAL CALIBRATION DATA

00047779

Login Number: L0612485

Analytical Method: 8260B

Instrument ID: HPMS6

Initial Calibration Date: 20-NOV-06 14:29

Column ID: F

Analyte	WG227929-08			WG227929-09			WG227929-10		
	CONC	RESP	RF	CONC	RESP	RF	CONC	RESP	RF
1,1-Dichloroethene	50.0	623539.000	0.3869	100	1221242.00	0.3705	150	1901484.00	0.3733
1,2-Dichloropropane	50.0	363317.000	0.2254	100	728952.000	0.2211	150	1128877.00	0.2216
Chloroform	50.0	800520.000	0.4967	100	1562483.00	0.4740	150	2381690.00	0.4676
Ethylbenzene	50.0	664445.000	0.5306	100	1312282.00	0.5075	150	2015825.00	0.4961
Toluene	50.0	1721109.00	1.375	100	3416101.00	1.321	150	5174612.00	1.274
Vinyl Chloride	50.0	298592.000	0.1853	100	512891.000	0.1556	150	777200.000	0.1526
1,1,2,2-Tetrachloroethane	50.0	302639.000	0.3914	100	648615.000	0.4040	150	1004823.00	0.3950
1,1-Dichloroethane	50.0	727872.000	0.4516	100	1408052.00	0.4271	150	2171005.00	0.4262
Bromoform	50.0	263066.000	0.2101	100	566718.000	0.2192	150	899471.000	0.2214
Chlorobenzene	50.0	1215495.00	0.9707	100	2429466.00	0.9396	150	3737322.00	0.9198
Chloromethane	50.0	364985.000	0.2265	100	728857.000	0.2211	150	1192199.00	0.2341
1,1,1-Trichloroethane	50.0	807193.000	0.5008	100	1533494.00	0.4652	150	2318993.00	0.4553
1,1,2-Trichloro-1,2,2-Trifluoroethane	50.0	417485.000	0.2590	100	812102.000	0.2463	150	1245358.00	0.2445
1,1,2-Trichloroethane	50.0	276512.000	0.2208	100	569480.000	0.2202	150	889886.000	0.2190
1,2,4-Trichlorobenzene	50.0	783852.000	1.014	100	1589038.00	0.9898	150	2411378.00	0.9480
1,2-Dibromo-3-Chloropropane	50.0	67062.0000	0.08670	100	138865.000	0.08650	150	206174.000	0.08110
1,2-Dibromoethane	50.0	300858.000	0.2403	100	619767.000	0.2397	150	967269.000	0.2381
1,2-Dichlorobenzene	50.0	1016740.00	1.315	100	2076131.00	1.293	150	3212209.00	1.263
1,2-Dichloroethane	50.0	547981.000	0.3400	100	1081577.00	0.3281	150	1623053.00	0.3186
1,3-Dichlorobenzene	50.0	1142092.00	1.477	100	2305841.00	1.436	150	3580327.00	1.408
1,4-Dichlorobenzene	50.0	1160747.00	1.501	100	2343203.00	1.460	150	3624768.00	1.425
2-Butanone	50.0	77266.0000	0.04790	100	159307.000	0.04830	150	247953.000	0.04870
2-Hexanone	50.0	122933.000	0.09820	100	261377.000	0.1011	150	409274.000	0.1007
4-Methyl-2-Pentanone	50.0	72557.0000	0.04500	100	155919.000	0.04730	150	243638.000	0.04780
Acetone	50.0	55151.0000	0.03420	100	111125.000	0.03370	150	170185.000	0.03340
Benzene	50.0	1528419.00	0.9483	100	3009771.00	0.9130	150	4631412.00	0.9093
Bromodichloromethane	50.0	580605.000	0.3602	100	1161791.00	0.3524	150	1775690.00	0.3486
Bromomethane	50.0	274956.000	0.1706	100	595971.000	0.1808	150	908161.000	0.1783
Carbon Disulfide	50.0	1122974.00	0.6968	100	2194081.00	0.6656	150	3369176.00	0.6615
Carbon Tetrachloride	50.0	725280.000	0.4500	100	1380995.00	0.4189	150	2060909.00	0.4046
Chloroethane	50.0	282301.000	0.1752	100	548634.000	0.1664	150	839569.000	0.1648
Cyclohexane	50.0	605149.000	0.3755	100	1178689.00	0.3576	150	1761587.00	0.3458
Dibromochloromethane	50.0	399871.000	0.3193	100	831461.000	0.3216	150	1305320.00	0.3213
Dichlorodifluoromethane	50.0	596453.000	0.3701	100	1137480.00	0.3451	150	1712102.00	0.3361
Isopropylbenzene	50.0	2139045.00	1.708	100	4181911.00	1.617	150	6417581.00	1.579
Methyl Tert Butyl Ether	50.0	849168.000	0.5269	100	1724128.00	0.5230	150	2641449.00	0.5186
Methyl acetate	50.0	135608.000	0.08410	100	274020.000	0.08310	150	436818.000	0.08580
Methylcyclohexane	50.0	663205.000	0.4115	100	1286496.00	0.3903	150	1963247.00	0.3854
Methylene Chloride	50.0	397403.000	0.2466	100	791153.000	0.2400	150	1225113.00	0.2405
Styrene	50.0	1366904.00	1.092	100	2745387.00	1.062	150	4246907.00	1.045
Tetrachloroethene	50.0	503873.000	0.4024	100	988300.000	0.3822	150	1540428.00	0.3791
Trichloroethene	50.0	471853.000	0.2928	100	922142.000	0.2797	150	1438686.00	0.2825

KEMRON FORMS - Modified 10/13/2006
Version 1.6 PDF File ID: 659351
Report generated 01/02/2007 16:01

KEMRON Environmental Services

INITIAL CALIBRATION DATA

00047780

Login Number: L0612485

Analytical Method: 8260B

Instrument ID: HPMS6

Initial Calibration Date: 20-NOV-06 14:29

Column ID: F

Analyte	WG227929-11		
	CONC	RESP	RF
1,1-Dichloroethene	200	2582803.00	0.3700
1,2-Dichloropropane	200	1550407.00	0.2221
Chloroform	200	3225209.00	0.4621
Ethylbenzene	200	2742575.00	0.4842
Toluene	200	6985140.00	1.233
Vinyl Chloride	NA	NA	NA
1,1,2,2-Tetrachloroethane	200	1298044.00	0.3759
1,1-Dichloroethane	200	2993928.00	0.4289
Bromoform	200	1194753.00	0.2109
Chlorobenzene	200	5096339.00	0.8998
Chloromethane	200	1629838.00	0.2335
1,1,1-Trichloroethane	200	3104302.00	0.4447
1,1,2-Trichloro-1,2,2-Trifluoroethane	200	1643076.00	0.2354
1,1,2-Trichloroethane	200	1212565.00	0.2141
1,2,4-Trichlorobenzene	200	3140640.00	0.9095
1,2-Dibromo-3-Chloropropane	200	261040.000	0.07560
1,2-Dibromoethane	200	1293982.00	0.2285
1,2-Dichlorobenzene	200	4255874.00	1.232
1,2-Dichloroethane	200	2110473.00	0.3024
1,3-Dichlorobenzene	200	4831417.00	1.399
1,4-Dichlorobenzene	200	4841480.00	1.402
2-Butanone	200	325758.000	0.04670
2-Hexanone	200	507714.000	0.08960
4-Methyl-2-Pentanone	200	306528.000	0.04390
Acetone	200	218196.000	0.03130
Benzene	200	6266343.00	0.8978
Bromodichloromethane	200	2399738.00	0.3438
Bromomethane	200	1267130.00	0.1815
Carbon Disulfide	200	4580747.00	0.6563
Carbon Tetrachloride	200	2741105.00	0.3927
Chloroethane	200	1128989.00	0.1617
Cyclohexane	200	2398900.00	0.3437
Dibromochloromethane	200	1767524.00	0.3121
Dichlorodifluoromethane	200	2221055.00	0.3182
Isopropylbenzene	200	8675145.00	1.532
Methyl Tert Butyl Ether	200	3413049.00	0.4890
Methyl acetate	200	572885.000	0.08210
Methylcyclohexane	200	2672307.00	0.3829
Methylene Chloride	200	1673686.00	0.2398
Styrene	200	5745949.00	1.015
Tetrachloroethene	200	2117860.00	0.3739
Trichloroethene	200	1994814.00	0.2858

KEMRON FORMS - Modified 10/13/2006
Version 1.6 PDF File ID: 659351
Report generated 01/02/2007 16:01

KEMRON Environmental Services

INITIAL CALIBRATION DATA

00047781

Login Number: L0612485

Analytical Method: 8260B

Instrument ID: HPMS6

Initial Calibration Date: 20-NOV-06 14:29

Column ID: F

Analyte	WG227929-02			WG227929-03			WG227929-04		
	CONC	RESP	RF	CONC	RESP	RF	CONC	RESP	RF
Trichlorofluoromethane	NA	NA	NA	0.400	7292.00000	0.5437	1.00	17924.0000	0.5462
cis-1,2-Dichloroethene	NA	NA	NA	0.400	3659.00000	0.2728	1.00	8390.00000	0.2557
cis-1,3-Dichloropropene	NA	NA	NA	0.400	4526.00000	0.3375	1.00	11506.0000	0.3506
m-,p-Xylene	NA	NA	NA	0.800	13433.0000	0.6679	2.00	32377.0000	0.6472
o-Xylene	NA	NA	NA	0.400	5859.00000	0.5826	1.00	15518.0000	0.6204
trans-1,2-Dichloroethene	NA	NA	NA	0.400	3024.00000	0.2255	1.00	9194.00000	0.2802
trans-1,3-Dichloropropene	NA	NA	NA	0.400	3804.00000	0.3783	1.00	9621.00000	0.3847

KEMRON Environmental Services

INITIAL CALIBRATION DATA

00047782

Login Number: L0612485

Analytical Method: 8260B

Instrument ID: HPMS6

Initial Calibration Date: 20-NOV-06 14:29

Column ID: F

Analyte	WG227929-05			WG227929-06			WG227929-07		
	CONC	RESP	RF	CONC	RESP	RF	CONC	RESP	RF
Trichlorofluoromethane	2.00	35356.0000	0.5472	5.00	84329.0000	0.5242	20.0	349261.000	0.5360
cis-1,2-Dichloroethene	2.00	17959.0000	0.2780	5.00	41135.0000	0.2557	20.0	176872.000	0.2714
cis-1,3-Dichloropropene	2.00	23638.0000	0.3658	5.00	59574.0000	0.3703	20.0	261560.000	0.4014
m-,p-Xylene	4.00	63751.0000	0.6463	10.0	144655.000	0.5954	40.0	651621.000	0.6631
o-Xylene	2.00	30370.0000	0.6158	5.00	70276.0000	0.5785	20.0	312813.000	0.6366
trans-1,2-Dichloroethene	2.00	17603.0000	0.2724	5.00	37369.0000	0.2323	20.0	169239.000	0.2597
trans-1,3-Dichloropropene	2.00	21430.0000	0.4345	5.00	53323.0000	0.4389	20.0	235585.000	0.4795

KEMRON Environmental Services

INITIAL CALIBRATION DATA

00047783

Login Number: L0612485

Analytical Method: 8260B

Instrument ID: HPMS6

Initial Calibration Date: 20-NOV-06 14:29

Column ID: F

Analyte	WG227929-08			WG227929-09			WG227929-10		
	CONC	RESP	RF	CONC	RESP	RF	CONC	RESP	RF
Trichlorofluoromethane	50.0	870781.000	0.5403	100	1742322.00	0.5285	150	2701650.00	0.5304
cis-1,2-Dichloroethene	50.0	444956.000	0.2761	100	878233.000	0.2664	150	1363338.00	0.2677
cis-1,3-Dichloropropene	50.0	655328.000	0.4066	100	1326138.00	0.4023	150	2046998.00	0.4019
m-,p-Xylene	100	1656592.00	0.6615	200	3235389.00	0.6256	300	4940454.00	0.6080
o-Xylene	50.0	798940.000	0.6380	100	1592423.00	0.6158	150	2504175.00	0.6163
trans-1,2-Dichloroethene	50.0	416473.000	0.2584	100	816129.000	0.2476	150	1246406.00	0.2447
trans-1,3-Dichloropropene	50.0	597204.000	0.4769	100	1200347.00	0.4642	150	1869245.00	0.4600

KEMRON FORMS - Modified 10/13/2006
Version 1.6 PDF File ID: 659351
Report generated 01/02/2007 16:01

KEMRON Environmental Services

INITIAL CALIBRATION DATA

00047784

Login Number: L0612485

Analytical Method: 8260B

Instrument ID: HPMS6

Initial Calibration Date: 20-NOV-06 14:29

Column ID: F

Analyte	WG227929-11		
	CONC	RESP	RF
Trichlorofluoromethane	200	3591552.00	0.5146
cis-1,2-Dichloroethene	200	1883057.00	0.2698
cis-1,3-Dichloropropene	200	2790457.00	0.3998
m-,p-Xylene	400	6617291.00	0.5841
o-Xylene	200	3426239.00	0.6049
trans-1,2-Dichloroethene	200	1735008.00	0.2486
trans-1,3-Dichloropropene	200	2478857.00	0.4376

KEMRON FORMS - Modified 10/13/2006
Version 1.6 PDF File ID: 659351
Report generated 01/02/2007 16:01

KEMRON Environmental Services

ALTERNATE SOURCE CALIBRATION REPORT

00047785

Login Number: L0612485 Run Date: 11/28/2006 Sample ID: WG228336-11
Instrument ID: HPMS11 Run Time: 14:28 Method: 8260B
File ID: 11M38446 Analyst: CMS
ICal Workgroup: WG228336 Cal ID: HPMS11 - 28-NOV-06

Analyte		Expected	Found	Units	RF	%D	UCL	Q
1,1-Dichloroethene	CCC	20.0	20.9	ug/L	0.211	4.40	30	
1,2-Dichloropropane	CCC	20.0	21.1	ug/L	0.266	5.40	30	
Chloroform	CCC	20.0	20.0	ug/L	0.431	0.200	30	
Ethylbenzene	CCC	20.0	21.5	ug/L	0.505	7.60	30	
Toluene	CCC	20.0	20.7	ug/L	1.33	3.60	30	
Vinyl Chloride	CCC	20.0	18.1	ug/L	0.175	9.60	30	
1,1,2,2-Tetrachloroethane	SPCC	20.0	20.9	ug/L	0.408	4.70	30	
1,1-Dichloroethane	SPCC	20.0	20.6	ug/L	0.501	3.20	30	
Bromoform	SPCC	20.0	17.9	ug/L	0.154	10.5	30	
Chlorobenzene	SPCC	20.0	20.8	ug/L	0.906	4.00	30	
Chloromethane	SPCC	20.0	17.8	ug/L	0.240	10.8	30	
1,1,1-Trichloroethane		20.0	21.1	ug/L	0.408	5.40	30	
1,1,2-Trichloro-1,2,2-Trifluoroethane		20.0	20.4	ug/L	0.226	2.00	30	
1,1,2-Trichloroethane		20.0	21.1	ug/L	0.216	5.70	30	
1,2,4-Trichlorobenzene		20.0	21.0	ug/L	0.943	5.00	30	
1,2-Dibromo-3-Chloropropane		20.0	20.2	ug/L	0.0753	0.900	30	
1,2-Dibromoethane		20.0	21.2	ug/L	0.216	6.00	30	
1,2-Dichlorobenzene		20.0	20.7	ug/L	1.27	3.60	30	
1,2-Dichloroethane		20.0	20.0	ug/L	0.341	0.200	30	
cis-1,2-Dichloroethene		20.0	20.8	ug/L	0.253	3.80	30	
trans-1,2-Dichloroethene		20.0	20.6	ug/L	0.233	2.90	30	
1,3-Dichlorobenzene		20.0	20.9	ug/L	1.43	4.60	30	
1,4-Dichlorobenzene		20.0	20.2	ug/L	1.45	0.800	30	
2-Butanone		20.0	19.6	ug/L	0.0560	2.20	30	
2-Hexanone		20.0	18.4	ug/L	0.119	7.80	30	
4-Methyl-2-Pentanone		20.0	19.0	ug/L	0.0558	5.20	30	
Acetone		20.0	21.8	ug/L	0.0394	8.90	30	
Benzene		20.0	20.8	ug/L	0.934	4.00	30	
Bromodichloromethane		20.0	21.4	ug/L	0.315	7.10	30	
Bromomethane		20.0	18.9	ug/L	0.172	5.50	30	
Carbon Disulfide		20.0	20.8	ug/L	0.661	3.90	30	
Carbon Tetrachloride		20.0	20.8	ug/L	0.351	4.10	30	
Chloroethane		20.0	18.6	ug/L	0.168	6.80	30	
cis-1,3-Dichloropropene		20.0	21.5	ug/L	0.370	7.70	30	
Cyclohexane		20.0	21.1	ug/L	0.521	5.50	30	
Dibromochloromethane		20.0	21.5	ug/L	0.270	7.40	30	
Dichlorodifluoromethane		20.0	17.4	ug/L	0.279	13.0	30	
Isopropylbenzene		20.0	19.8	ug/L	1.42	1.20	30	
Methyl acetate		20.0	17.9	ug/L	0.111	10.4	30	
Methyl Tert Butyl Ether		20.0	21.2	ug/L	0.475	5.90	30	
Methylcyclohexane		20.0	21.4	ug/L	0.380	7.10	30	
Methylene Chloride		20.0	19.6	ug/L	0.212	1.80	30	

KEMRON FORMS - Modified 11/21/2006
Version 1.5 PDF File ID: 659353
Report generated 01/02/2007 16:01

KEMRON Environmental Services

ALTERNATE SOURCE CALIBRATION REPORT

00047786

Login Number: L0612485 Run Date: 11/28/2006 Sample ID: WG228336-11

Instrument ID: HPMS11 Run Time: 14:28 Method: 8260B

File ID: 11M38446 Analyst: CMS

ICal Workgroup: WG228336 Cal ID: HPMS11 - 28-NOV-06

Analyte		Expected	Found	Units	RF	%D	UCL	Q
Styrene		20.0	22.6	ug/L	1.04	12.8	30	
Tetrachloroethene		20.0	21.3	ug/L	0.281	6.70	30	
trans-1,3-Dichloropropene		20.0	19.4	ug/L	0.395	2.80	30	
Trichloroethene		20.0	21.5	ug/L	0.260	7.60	30	
Trichlorofluoromethane		20.0	18.0	ug/L	0.401	10.0	30	
Xylenes		60.0	64.9	ug/L	0.617	8.10	30	
o-Xylene		20.0	21.7	ug/L	0.606	8.30	30	
1,2-Dichloroethene		40.0	41.3	ug/L	0.243	3.40	30	
m-,p-Xylene		40.0	43.2	ug/L	0.627	8.00	30	

* Exceeds %D Limit

CCC Calibration Check Compounds
SPCC System Performance Check Compounds

KEMRON FORMS - Modified 11/21/2006
Version 1.5 PDF File ID: 659353
Report generated 01/02/2007 16:01

KEMRON Environmental Services

ALTERNATE SOURCE CALIBRATION REPORT

00047787

Login Number: L0612485 Run Date: 11/20/2006 Sample ID: WG227929-12
Instrument ID: HPMS6 Run Time: 17:01 Method: 8260B
File ID: 6M62051 Analyst: CMS
ICal Workgroup: WG227929 Cal ID: HPMS6 - 20-NOV-06

Analyte		Expected	Found	Units	RF	%D	UCL	Q
1,1-Dichloroethene	CCC	20.0	21.0	ug/L	0.387	5.00	30	
1,2-Dichloropropane	CCC	20.0	20.7	ug/L	0.228	3.30	30	
Chloroform	CCC	20.0	20.2	ug/L	0.497	1.00	30	
Ethylbenzene	CCC	20.0	21.8	ug/L	0.555	8.80	30	
Toluene	CCC	20.0	20.8	ug/L	1.42	4.20	30	
Vinyl Chloride	CCC	20.0	21.3	ug/L	0.195	6.60	30	
1,1,2,2-Tetrachloroethane	SPCC	20.0	20.3	ug/L	0.394	1.50	30	
1,1-Dichloroethane	SPCC	20.0	21.1	ug/L	0.456	5.70	30	
Bromoform	SPCC	20.0	19.8	ug/L	0.193	1.00	30	
Chlorobenzene	SPCC	20.0	20.8	ug/L	0.986	4.00	30	
Chloromethane	SPCC	20.0	20.5	ug/L	0.254	2.30	30	
1,1,1-Trichloroethane		20.0	20.9	ug/L	0.482	4.50	30	
1,1,2-Trichloro-1,2,2-Trifluoroethane		20.0	20.2	ug/L	0.261	0.800	30	
1,1,2-Trichloroethane		20.0	21.2	ug/L	0.229	5.90	30	
1,2,4-Trichlorobenzene		20.0	21.0	ug/L	1.04	5.10	30	
1,2-Dibromo-3-Chloropropane		20.0	21.4	ug/L	0.0834	7.00	30	
1,2-Dibromoethane		20.0	20.8	ug/L	0.241	3.90	30	
1,2-Dichlorobenzene		20.0	20.3	ug/L	1.33	1.70	30	
1,2-Dichloroethane		20.0	20.1	ug/L	0.339	0.400	30	
cis-1,2-Dichloroethene		20.0	20.9	ug/L	0.280	4.30	30	
trans-1,2-Dichloroethene		20.0	20.6	ug/L	0.260	3.20	30	
1,3-Dichlorobenzene		20.0	20.6	ug/L	1.49	3.00	30	
1,4-Dichlorobenzene		20.0	20.2	ug/L	1.52	0.800	30	
2-Butanone		20.0	23.8	ug/L	0.0569	18.8	30	
2-Hexanone		20.0	18.9	ug/L	0.0926	5.60	30	
4-Methyl-2-Pentanone		20.0	19.4	ug/L	0.0433	3.00	30	
Acetone		20.0	23.5	ug/L	0.0412	17.4	30	
Benzene		20.0	20.6	ug/L	0.965	3.10	30	
Bromodichloromethane		20.0	21.2	ug/L	0.365	5.80	30	
Bromomethane		20.0	21.0	ug/L	0.176	5.10	30	
Carbon Disulfide		20.0	19.8	ug/L	0.655	0.900	30	
Carbon Tetrachloride		20.0	21.2	ug/L	0.429	6.10	30	
Chloroethane		20.0	20.9	ug/L	0.175	4.50	30	
cis-1,3-Dichloropropene		20.0	21.1	ug/L	0.402	5.40	30	
Cyclohexane		20.0	19.7	ug/L	0.341	1.50	30	
Dibromochloromethane		20.0	21.2	ug/L	0.318	5.80	30	
Dichlorodifluoromethane		20.0	20.7	ug/L	0.375	3.50	30	
Isopropylbenzene		20.0	19.5	ug/L	1.56	2.70	30	
Methyl acetate		20.0	28.0	ug/L	0.124	39.9	30	*
Methyl Tert Butyl Ether		20.0	19.7	ug/L	0.516	1.40	30	
Methylcyclohexane		20.0	20.3	ug/L	0.393	1.60	30	
Methylene Chloride		20.0	19.8	ug/L	0.255	0.900	30	

KEMRON FORMS - Modified 11/21/2006
Version 1.5 PDF File ID: 659353
Report generated 01/02/2007 16:01

KEMRON Environmental Services

ALTERNATE SOURCE CALIBRATION REPORT

00047788

Login Number: L0612485 Run Date: 11/20/2006 Sample ID: WG227929-12

Instrument ID: HPMS6 Run Time: 17:01 Method: 8260B

File ID: 6M62051 Analyst: CMS

ICal Workgroup: WG227929 Cal ID: HPMS6 - 20-NOV-06

Analyte		Expected	Found	Units	RF	%D	UCL	Q
Styrene		20.0	21.3	ug/L	1.09	6.60	30	
Tetrachloroethene		20.0	20.6	ug/L	0.407	3.10	30	
trans-1,3-Dichloropropene		20.0	20.2	ug/L	0.444	1.00	30	
Trichloroethene		20.0	21.6	ug/L	0.300	8.00	30	
Trichlorofluoromethane		20.0	18.4	ug/L	0.491	8.10	30	
Xylenes		60.0	63.5	ug/L	0.657	5.90	30	
1,2-Dichloroethene		40.0	41.5	ug/L	0.270	3.80	30	
o-Xylene		20.0	20.8	ug/L	0.638	4.20	30	
m-,p-Xylene		40.0	42.7	ug/L	0.676	6.70	30	

* Exceeds %D Limit

CCC Calibration Check Compounds
SPCC System Performance Check Compounds

KEMRON FORMS - Modified 11/21/2006
Version 1.5 PDF File ID: 659353
Report generated 01/02/2007 16:01

KEMRON Environmental Services

CONTINUING CALIBRATION VERIFICATION (CCV)

00047789

Login Number: L0612485 Run Date: 12/27/2006 Sample ID: WG230323-02
Instrument ID: HPMS11 Run Time: 08:46 Method: 8260B
File ID: 11M39116 Analyst: CMS
Workgroup (AAB#): WG230324 Cal ID: HPMS11 - 28-NOV-06

Analyte		Expected	Found	UNITS	RF	%D	UCL	Q
1,1-Dichloroethene	CCC	50.0	55.0	ug/L	0.222	9.90	20	
1,2-Dichloropropane	CCC	50.0	46.1	ug/L	0.233	7.80	20	
Chloroform	CCC	50.0	51.4	ug/L	0.442	2.90	20	
Ethylbenzene	CCC	50.0	52.4	ug/L	0.492	4.80	20	
Toluene	CCC	50.0	51.8	ug/L	1.33	3.60	20	
Vinyl Chloride	CCC	50.0	53.0	ug/L	0.198	6.10	20	
1,1,2,2-Tetrachloroethane	SPCC	50.0	44.4	ug/L	0.346	11.1	40	
1,1-Dichloroethane	SPCC	50.0	49.9	ug/L	0.485	0.200	40	
Bromoform	SPCC	50.0	44.7	ug/L	0.154	10.7	40	
Chlorobenzene	SPCC	50.0	49.8	ug/L	0.867	0.500	40	
Chloromethane	SPCC	50.0	49.6	ug/L	0.267	0.800	40	
1,1,1-Trichloroethane		50.0	55.3	ug/L	0.428	10.6	40	
1,1,2-Trichloro-1,2,2-Trifluoroethane		50.0	53.1	ug/L	0.235	6.10	40	
1,1,2-Trichloroethane		50.0	46.2	ug/L	0.188	7.70	40	
1,2,4-Trichlorobenzene		50.0	44.9	ug/L	0.806	10.3	40	
1,2-Dibromo-3-Chloropropane		50.0	40.2	ug/L	0.0617	19.6	40	
1,2-Dibromoethane		50.0	46.8	ug/L	0.191	6.40	40	
1,2-Dichlorobenzene		50.0	48.0	ug/L	1.17	4.00	40	
1,2-Dichloroethane		50.0	47.1	ug/L	0.321	5.80	40	
cis-1,2-Dichloroethene		50.0	51.7	ug/L	0.252	3.50	40	
trans-1,2-Dichloroethene		50.0	53.0	ug/L	0.240	5.90	40	
1,3-Dichlorobenzene		50.0	50.4	ug/L	1.38	0.800	40	
1,4-Dichlorobenzene		50.0	48.5	ug/L	1.40	2.90	40	
2-Butanone		50.0	41.4	ug/L	0.0474	17.1	40	
2-Hexanone		50.0	40.8	ug/L	0.105	18.4	40	
4-Methyl-2-Pentanone		50.0	38.7	ug/L	0.0456	22.6	40	
Acetone		50.0	52.6	ug/L	0.0381	5.10	40	
Benzene		50.0	49.6	ug/L	0.892	0.800	40	
Bromodichloromethane		50.0	50.6	ug/L	0.297	1.20	40	
Bromomethane		50.0	47.6	ug/L	0.174	4.80	40	
Carbon Disulfide		50.0	52.0	ug/L	0.662	4.00	40	
Carbon Tetrachloride		50.0	58.8	ug/L	0.397	17.7	40	
Chloroethane		50.0	51.7	ug/L	0.186	3.50	40	
cis-1,3-Dichloropropene		50.0	48.8	ug/L	0.335	2.30	40	
Cyclohexane		50.0	49.0	ug/L	0.484	1.90	40	
Dibromochloromethane		50.0	51.4	ug/L	0.258	2.80	40	
Dichlorodifluoromethane		50.0	58.5	ug/L	0.375	16.9	40	
Isopropylbenzene		50.0	54.2	ug/L	1.56	8.30	40	
Methyl acetate		50.0	47.6	ug/L	0.118	4.80	40	
Methyl Tert Butyl Ether		50.0	45.4	ug/L	0.407	9.20	40	
Methylcyclohexane		50.0	49.8	ug/L	0.353	0.500	40	
Methylene Chloride		50.0	48.6	ug/L	0.210	2.80	40	

KEMRON FORMS - Modified 12/11/2006
Version 1.3 PDF File ID: 659359
Report generated 01/02/2007 16:01

KEMRON Environmental Services

CONTINUING CALIBRATION VERIFICATION (CCV)

00047790

Login Number: L0612485 Run Date: 12/27/2006 Sample ID: WG230323-02
Instrument ID: HPMS11 Run Time: 08:46 Method: 8260B
File ID: 11M39116 Analyst: CMS
Workgroup (AAB#): WG230324 Cal ID: HPMS11 - 28-NOV-06

Analyte		Expected	Found	UNITS	RF	%D	UCL	Q
Styrene		50.0	54.5	ug/L	1.00	8.90	40	
Tetrachloroethene		50.0	53.1	ug/L	0.279	6.10	40	
trans-1,3-Dichloropropene		50.0	49.3	ug/L	0.400	1.50	40	
Trichloroethene		50.0	50.8	ug/L	0.245	1.60	40	
Trichlorofluoromethane		50.0	55.1	ug/L	0.491	10.3	40	
Xylenes		150	158	ug/L	0.602	5.70	40	
1,2-Dichloroethene		100	105	ug/L	0.246	4.70	40	
o-Xylene		50.0	52.7	ug/L	0.590	5.40	40	
m-,p-Xylene		100	106	ug/L	0.615	5.80	40	

* Exceeds %D Criteria

CCC Calibration Check Compounds
SPCC System Performance Check Compounds

KEMRON FORMS - Modified 12/11/2006
Version 1.3 PDF File ID: 659359
Report generated 01/02/2007 16:01

KEMRON Environmental Services

CONTINUING CALIBRATION VERIFICATION (CCV)

00047791

Login Number: L0612485 Run Date: 12/28/2006 Sample ID: WG230416-02
Instrument ID: HPMS11 Run Time: 08:09 Method: 8260B
File ID: 11M39143 Analyst: CMS
Workgroup (AAB#): WG230417 Cal ID: HPMS11 - 28-NOV-06

Analyte		Expected	Found	UNITS	RF	%D	UCL	Q
1,1-Dichloroethene	CCC	50.0	56.5	ug/L	0.228	13.0	20	
1,2-Dichloropropane	CCC	50.0	46.9	ug/L	0.237	6.10	20	
Chloroform	CCC	50.0	53.6	ug/L	0.461	7.20	20	
Ethylbenzene	CCC	50.0	54.5	ug/L	0.511	9.00	20	
Toluene	CCC	50.0	53.5	ug/L	1.37	6.90	20	
Vinyl Chloride	CCC	50.0	60.0	ug/L	0.222	20.0	20	
1,1,2,2-Tetrachloroethane	SPCC	50.0	44.0	ug/L	0.342	12.0	40	
1,1-Dichloroethane	SPCC	50.0	51.5	ug/L	0.500	3.00	40	
Bromoform	SPCC	50.0	46.3	ug/L	0.160	7.30	40	
Chlorobenzene	SPCC	50.0	51.2	ug/L	0.892	2.40	40	
Chloromethane	SPCC	50.0	51.9	ug/L	0.279	3.70	40	
1,1,1-Trichloroethane		50.0	59.8	ug/L	0.464	19.7	40	
1,1,2-Trichloro-1,2,2-Trifluoroethane		50.0	55.3	ug/L	0.245	10.5	40	
1,1,2-Trichloroethane		50.0	46.5	ug/L	0.190	7.00	40	
1,2,4-Trichlorobenzene		50.0	45.5	ug/L	0.818	8.90	40	
1,2-Dibromo-3-Chloropropane		50.0	41.0	ug/L	0.0629	18.0	40	
1,2-Dibromoethane		50.0	47.7	ug/L	0.195	4.50	40	
1,2-Dichlorobenzene		50.0	49.5	ug/L	1.21	1.10	40	
1,2-Dichloroethane		50.0	50.6	ug/L	0.345	1.30	40	
cis-1,2-Dichloroethene		50.0	52.4	ug/L	0.255	4.80	40	
trans-1,2-Dichloroethene		50.0	54.6	ug/L	0.248	9.20	40	
1,3-Dichlorobenzene		50.0	52.2	ug/L	1.43	4.40	40	
1,4-Dichlorobenzene		50.0	49.7	ug/L	1.43	0.600	40	
2-Butanone		50.0	43.8	ug/L	0.0502	12.3	40	
2-Hexanone		50.0	43.0	ug/L	0.111	13.9	40	
4-Methyl-2-Pentanone		50.0	40.9	ug/L	0.0481	18.3	40	
Acetone		50.0	56.0	ug/L	0.0405	12.0	40	
Benzene		50.0	51.1	ug/L	0.918	2.20	40	
Bromodichloromethane		50.0	53.6	ug/L	0.315	7.10	40	
Bromomethane		50.0	43.2	ug/L	0.158	13.6	40	
Carbon Disulfide		50.0	54.5	ug/L	0.694	9.10	40	
Carbon Tetrachloride		50.0	62.9	ug/L	0.424	25.8	40	
Chloroethane		50.0	54.7	ug/L	0.197	9.40	40	
cis-1,3-Dichloropropene		50.0	49.9	ug/L	0.343	0.200	40	
Cyclohexane		50.0	50.7	ug/L	0.501	1.40	40	
Dibromochloromethane		50.0	53.0	ug/L	0.266	6.10	40	
Dichlorodifluoromethane		50.0	62.5	ug/L	0.401	25.1	40	
Isopropylbenzene		50.0	56.4	ug/L	1.62	12.8	40	
Methyl acetate		50.0	54.0	ug/L	0.134	8.00	40	
Methyl Tert Butyl Ether		50.0	47.9	ug/L	0.430	4.10	40	
Methylcyclohexane		50.0	51.6	ug/L	0.366	3.10	40	
Methylene Chloride		50.0	51.2	ug/L	0.221	2.40	40	

KEMRON FORMS - Modified 12/11/2006
Version 1.3 PDF File ID: 659359
Report generated 01/02/2007 16:01

KEMRON Environmental Services

CONTINUING CALIBRATION VERIFICATION (CCV)

00047792

Login Number: L0612485 Run Date: 12/28/2006 Sample ID: WG230416-02
Instrument ID: HPMS11 Run Time: 08:09 Method: 8260B
File ID: 11M39143 Analyst: CMS
Workgroup (AAB#): WG230417 Cal ID: HPMS11 - 28-NOV-06

Analyte		Expected	Found	UNITS	RF	%D	UCL	Q
Styrene		50.0	55.9	ug/L	1.03	11.8	40	
Tetrachloroethene		50.0	56.0	ug/L	0.295	12.0	40	
trans-1,3-Dichloropropene		50.0	50.6	ug/L	0.411	1.10	40	
Trichloroethene		50.0	52.7	ug/L	0.254	5.40	40	
Trichlorofluoromethane		50.0	59.7	ug/L	0.532	19.4	40	
Xylenes		150	165	ug/L	0.625	9.70	40	
o-Xylene		50.0	54.7	ug/L	0.612	9.40	40	
1,2-Dichloroethene		100	107	ug/L	0.251	7.00	40	
m-,p-Xylene		100	110	ug/L	0.639	9.90	40	

* Exceeds %D Criteria

CCC Calibration Check Compounds
SPCC System Performance Check Compounds

KEMRON FORMS - Modified 12/11/2006
Version 1.3 PDF File ID: 659359
Report generated 01/02/2007 16:01

KEMRON Environmental Services

CONTINUING CALIBRATION VERIFICATION (CCV)

00047793

Login Number: L0612485 Run Date: 12/28/2006 Sample ID: WG230414-02
Instrument ID: HPMS6 Run Time: 08:05 Method: 8260B
File ID: 6M62909 Analyst: CMS
Workgroup (AAB#): WG230415 Cal ID: HPMS6 - 20-NOV-06

Analyte		Expected	Found	UNITS	RF	%D	UCL	Q
1,1-Dichloroethene	CCC	50.0	51.8	ug/L	0.382	3.50	20	
1,2-Dichloropropane	CCC	50.0	48.8	ug/L	0.215	2.50	20	
Chloroform	CCC	50.0	50.0	ug/L	0.493	0.100	20	
Ethylbenzene	CCC	50.0	52.6	ug/L	0.537	5.20	20	
Toluene	CCC	50.0	51.2	ug/L	1.40	2.40	20	
Vinyl Chloride	CCC	50.0	49.7	ug/L	0.173	0.600	20	
1,1,2,2-Tetrachloroethane	SPCC	50.0	46.6	ug/L	0.362	6.80	40	
1,1-Dichloroethane	SPCC	50.0	51.2	ug/L	0.442	2.40	40	
Bromoform	SPCC	50.0	51.3	ug/L	0.200	2.70	40	
Chlorobenzene	SPCC	50.0	51.8	ug/L	0.982	3.60	40	
Chloromethane	SPCC	50.0	34.9	ug/L	0.173	30.3	40	
1,1,1-Trichloroethane		50.0	52.6	ug/L	0.486	5.20	40	
1,1,2-Trichloro-1,2,2-Trifluoroethane		50.0	48.7	ug/L	0.252	2.70	40	
1,1,2-Trichloroethane		50.0	47.7	ug/L	0.206	4.60	40	
1,2,4-Trichlorobenzene		50.0	50.8	ug/L	1.00	1.60	40	
1,2-Dibromo-3-Chloropropane		50.0	49.8	ug/L	0.0776	0.400	40	
1,2-Dibromoethane		50.0	48.0	ug/L	0.223	4.00	40	
1,2-Dichlorobenzene		50.0	50.8	ug/L	1.33	1.70	40	
1,2-Dichloroethane		50.0	46.3	ug/L	0.313	7.30	40	
cis-1,2-Dichloroethene		50.0	53.0	ug/L	0.284	6.00	40	
trans-1,2-Dichloroethene		50.0	54.0	ug/L	0.272	8.00	40	
1,3-Dichlorobenzene		50.0	52.3	ug/L	1.52	4.60	40	
1,4-Dichlorobenzene		50.0	51.1	ug/L	1.54	2.30	40	
2-Butanone		50.0	43.5	ug/L	0.0417	12.9	40	
2-Hexanone		50.0	43.4	ug/L	0.0851	13.3	40	
4-Methyl-2-Pentanone		50.0	44.1	ug/L	0.0393	11.8	40	
Acetone		50.0	47.4	ug/L	0.0333	5.20	40	
Benzene		50.0	51.0	ug/L	0.955	2.00	40	
Bromodichloromethane		50.0	49.9	ug/L	0.344	0.200	40	
Bromomethane		50.0	41.2	ug/L	0.142	17.6	40	
Carbon Disulfide		50.0	54.2	ug/L	0.716	8.40	40	
Carbon Tetrachloride		50.0	54.8	ug/L	0.443	9.50	40	
Chloroethane		50.0	44.5	ug/L	0.149	11.0	40	
cis-1,3-Dichloropropene		50.0	51.3	ug/L	0.392	2.70	40	
Cyclohexane		50.0	52.3	ug/L	0.362	4.60	40	
Dibromochloromethane		50.0	50.7	ug/L	0.304	1.30	40	
Dichlorodifluoromethane		50.0	22.4	ug/L	0.162	55.2	40	*
Isopropylbenzene		50.0	53.2	ug/L	1.71	6.40	40	
Methyl acetate		50.0	60.9	ug/L	0.108	21.8	40	
Methyl Tert Butyl Ether		50.0	45.1	ug/L	0.472	9.70	40	
Methylcyclohexane		50.0	53.2	ug/L	0.412	6.30	40	
Methylene Chloride		50.0	46.6	ug/L	0.240	6.70	40	

KEMRON FORMS - Modified 12/11/2006
Version 1.3 PDF File ID: 659359
Report generated 01/02/2007 16:01

KEMRON Environmental Services

CONTINUING CALIBRATION VERIFICATION (CCV)

00047794

Login Number: L0612485 Run Date: 12/28/2006 Sample ID: WG230414-02
Instrument ID: HPMS6 Run Time: 08:05 Method: 8260B
File ID: 6M62909 Analyst: CMS
Workgroup (AAB#): WG230415 Cal ID: HPMS6 - 20-NOV-06

Analyte		Expected	Found	UNITS	RF	%D	UCL	Q
Styrene		50.0	53.2	ug/L	1.09	6.30	40	
Tetrachloroethene		50.0	53.6	ug/L	0.423	7.20	40	
trans-1,3-Dichloropropene		50.0	49.7	ug/L	0.437	0.500	40	
Trichloroethene		50.0	54.2	ug/L	0.301	8.40	40	
Trichlorofluoromethane		50.0	44.7	ug/L	0.478	10.6	40	
Xylenes		150	158	ug/L	0.656	5.50	40	
o-Xylene		50.0	52.5	ug/L	0.643	5.00	40	
1,2-Dichloroethene		100	107	ug/L	0.278	7.00	40	
m-,p-Xylene		100	106	ug/L	0.670	5.70	40	

* Exceeds %D Criteria

CCC Calibration Check Compounds
SPCC System Performance Check Compounds

KEMRON FORMS - Modified 12/11/2006
Version 1.3 PDF File ID: 659359
Report generated 01/02/2007 16:01

KEMRON ENVIRONMENTAL SERVICES
INTERNAL STANDARD AREA SUMMARY
(COMPARED TO CCV)

00047795

Login Number: L0612485
Instrument ID: HPMS11
Workgroup (AAB#): WG230324

CCV Number: WG230323-02
CAL ID: HPMS11-28-NOV-06
Matrix: WATER

Sample Number	Dilution	Tag	IS-1	IS-2	IS-3
WG230323-02	NA	NA	344049	625437	855796
Upper Limit	NA	NA	688098	1250874	1711592
Lower Limit	NA	NA	172025	312719	427898
L0612485-01	1.00	01	268054	492130	667231
L0612485-02	1.00	01	265904	489674	653423
L0612485-03	1.00	01	283564	532160	715581
L0612485-04	1.00	01	286246	523260	712514
L0612485-05	1.00	01	278060	512416	684098
L0612485-06	1.00	01	279289	511277	692142
WG230324-01	1.00	01	308958	579257	778875
WG230324-02	1.00	01	329209	583584	780887
WG230324-03	1.00	01	320573	580842	770453

IS-1 - 1,4-Dichlorobenzene-d4
IS-2 - Chlorobenzene-d5
IS-3 - Fluorobenzene

Underline = Response outside limits

KEMRON FORMS - Modified 04/18/2006
Version 1.3 PDF File ID: 659361
Report generated 01/02/2007 16:01

KEMRON ENVIRONMENTAL SERVICES
INTERNAL STANDARD AREA SUMMARY
(COMPARED TO CCV)

00047796

Login Number: L0612485
Instrument ID: HPMS6
Workgroup (AAB#): WG230415

CCV Number: WG230414-02
CAL ID: HPMS6-20-NOV-06
Matrix: WATER

Sample Number	Dilution	Tag	IS-1	IS-2	IS-3
WG230414-02	NA	NA	330848	550916	709076
Upper Limit	NA	NA	661696	1101832	1418152
Lower Limit	NA	NA	165424	275458	354538
L0612485-07	1.00	01	271341	468346	603212
WG230415-01	1.00	01	307541	517618	673882
WG230415-02	1.00	01	309210	515193	667041
WG230415-03	1.00	01	302753	510937	657602

IS-1 - 1,4-Dichlorobenzene-d4
IS-2 - Chlorobenzene-d5
IS-3 - Fluorobenzene

Underline = Response outside limits

KEMRON FORMS - Modified 04/18/2006
Version 1.3 PDF File ID: 659361
Report generated 01/02/2007 16:01

KEMRON ENVIRONMENTAL SERVICES
INTERNAL STANDARD AREA SUMMARY
(COMPARED TO CCV)

00047797

Login Number: L0612485
Instrument ID: HPMS11
Workgroup (AAB#): WG230417

CCV Number: WG230416-02
CAL ID: HPMS11-28-NOV-06
Matrix: WATER

Sample Number	Dilution	Tag	IS-1	IS-2	IS-3
WG230416-02	NA	NA	318312	573297	777044
Upper Limit	NA	NA	636624	1146594	1554088
Lower Limit	NA	NA	159156	286649	388522
L0612485-04	10.0	DL01	280733	519229	693795
L0612485-06	10.0	DL01	274019	511702	683595
WG230417-01	1.00	01	289518	530620	720675
WG230417-02	1.00	01	309459	550066	727295

IS-1 - 1,4-Dichlorobenzene-d4
IS-2 - Chlorobenzene-d5
IS-3 - Fluorobenzene

Underline = Response outside limits

KEMRON FORMS - Modified 04/18/2006
Version 1.3 PDF File ID: 659361
Report generated 01/02/2007 16:01

KEMRON ENVIRONMENTAL SERVICES
INTERNAL STANDARD RETENTION TIME SUMMARY
(COMPARED TO CCV)

00047798

Login Number: L0612485
Instrument ID: HPMS11
Workgroup (AAB#): WG230324

CCV Number: WG230323-02
CAL ID: HPMS11-28-NOV-06
Matrix: WATER

Sample Number	Dilution	Tag	IS-1	IS-2	IS-3
WG230323-02	NA	NA	16.46	13.66	10.04
Upper Limit	NA	NA	16.96	14.16	10.54
Lower Limit	NA	NA	15.96	13.16	9.54
L0612485-01	1.00	01	16.456	13.654	10.03
L0612485-02	1.00	01	16.456	13.659	10.035
L0612485-03	1.00	01	16.456	13.659	10.03
L0612485-04	1.00	01	16.456	13.659	10.035
L0612485-05	1.00	01	16.456	13.659	10.03
L0612485-06	1.00	01	16.456	13.654	10.035
WG230324-01	1.00	01	16.456	13.654	10.036
WG230324-02	1.00	01	16.456	13.654	10.03
WG230324-03	1.00	01	16.456	13.654	10.03

IS-1 - 1,4-Dichlorobenzene-d4
IS-2 - Chlorobenzene-d5
IS-3 - Fluorobenzene

Underline = Response outside limits

KEMRON FORMS - Modified 04/18/2006
Version 1.3 PDF File ID: 659365
Report generated 01/02/2007 16:02

KEMRON ENVIRONMENTAL SERVICES
INTERNAL STANDARD RETENTION TIME SUMMARY
(COMPARED TO CCV)

00047799

Login Number: L0612485
Instrument ID: HPMS6
Workgroup (AAB#): WG230415

CCV Number: WG230414-02
CAL ID: HPMS6-20-NOV-06
Matrix: WATER

Sample Number	Dilution	Tag	IS-1	IS-2	IS-3
WG230414-02	NA	NA	19.52	15.95	11.45
Upper Limit	NA	NA	20.02	16.45	11.95
Lower Limit	NA	NA	19.02	15.45	10.95
L0612485-07	1.00	01	19.52	15.95	11.45
WG230415-01	1.00	01	19.52	15.95	11.45
WG230415-02	1.00	01	19.51	15.95	11.45
WG230415-03	1.00	01	19.52	15.95	11.45

IS-1 - 1,4-Dichlorobenzene-d4
IS-2 - Chlorobenzene-d5
IS-3 - Fluorobenzene

Underline = Response outside limits

KEMRON FORMS - Modified 04/18/2006
Version 1.3 PDF File ID: 659365
Report generated 01/02/2007 16:02

KEMRON ENVIRONMENTAL SERVICES
INTERNAL STANDARD RETENTION TIME SUMMARY
(COMPARED TO CCV)

00047800

Login Number: L0612485
Instrument ID: HPMS11
Workgroup (AAB#): WG230417

CCV Number: WG230416-02
CAL ID: HPMS11-28-NOV-06
Matrix: WATER

Sample Number	Dilution	Tag	IS-1	IS-2	IS-3
WG230416-02	NA	NA	16.46	13.66	10.04
Upper Limit	NA	NA	16.96	14.16	10.54
Lower Limit	NA	NA	15.96	13.16	9.54
L0612485-04	10.0	DL01	16.455	13.654	10.03
L0612485-06	10.0	DL01	16.456	13.654	10.03
WG230417-01	1.00	01	16.455	13.654	10.035
WG230417-02	1.00	01	16.456	13.654	10.03

IS-1 - 1,4-Dichlorobenzene-d4
IS-2 - Chlorobenzene-d5
IS-3 - Fluorobenzene

Underline = Response outside limits

KEMRON FORMS - Modified 04/18/2006
Version 1.3 PDF File ID: 659365
Report generated 01/02/2007 16:02

KEMRON Environmental Services
Data Checklist

00047801

Date: 27-SEP-2006
Analyst: JLS
Analyst: NA
Method: RSK175
Instrument: HP16
Curve Workgroup: NA
Runlog ID: 12513
Analytical Workgroups: WG223500, WG223502

System Performance Check	NA
BFB	NA
Initial Calibration	X
Average RF	X
Linear Reg or Higher Order Curve	X
Second Source standard % Difference	X
Continuing Calibration /Check Standards	X
Project/Client Specific Requirements	X
Special Standards	NA
Blanks	X
TCL's	X
Surrogates	NA
LCS (Laboratory Control Sample)	X
Recoveries	X
Surrogates	NA
MS/MSD/Duplicates	X
Samples	X
TCL Hits	X
Spectra of TCL Hits	NA
Surrogates	NA
Internal Standards Criteria	NA
Calculations & Correct Factors	X
Dilutions Run	X
Reruns	X
Manual Integrations	NA
Excel Spreadsheets	X
Case Narrative	X
Narrative Summary	NA
Results Reporting/Data Qualifiers	X
Client Data Package Assembly	X
Check for Completeness	X
Primary Reviewer	JLS
Secondary Reviewer	MDA
Check for compliance with method and project specific requirements	X
Check the completeness of reported information	X
Check the information for the report narrative	X
Check the reasonableness of the results	X

Primary Reviewer:
28-SEP-2006

Secondary Reviewer:
28-SEP-2006

Generated: SEP-29-2006 13:00:04

KEMRON Environmental Services
Data Checklist

00047802

Date: 20-DEC-2006
Analyst: JLS
Analyst: NA
Method: RSK175
Instrument: HP16
Curve Workgroup: NA
Runlog ID: 13880
Analytical Workgroups: WG230008

System Performance Check	NA
BFB	NA
Initial Calibration	X
Average RF	X
Linear Reg or Higher Order Curve	X
Second Source standard % Difference	X
Continuing Calibration /Check Standards	X
Project/Client Specific Requirements	X
Special Standards	NA
Blanks	X
TCL's	X
Surrogates	NA
LCS (Laboratory Control Sample)	X
Recoveries	X
Surrogates	NA
MS/MSD/Duplicates	X
Samples	X
TCL Hits	X
Spectra of TCL Hits	NA
Surrogates	NA
Internal Standards Criteria	NA
Calculations & Correct Factors	X
Dilutions Run	X
Reruns	X
Manual Integrations	NA
Excel Spreadsheets	X
Case Narrative	X
Narrative Summary	NA
Results Reporting/Data Qualifiers	X
Client Data Package Assembly	X
Check for Completeness	X
Primary Reviewer	JLS
Secondary Reviewer	MDA
Check for compliance with method and project specific requirements	X
Check the completeness of reported information	X
Check the information for the report narrative	X
Check the reasonableness of the results	X

Primary Reviewer: 21-DEC-2006

Secondary Reviewer: 26-DEC-2006

Generated: DEC-26-2006 13:37:50

KEMRON Environmental Services
Data Checklist

00047803

Date: 21-DEC-2006
Analyst: JLS
Analyst: FB
Method: RSK175
Instrument: HP16
Curve Workgroup: NA
Runlog ID: 13912
Analytical Workgroups: WG230108

System Performance Check	NA
BFB	NA
Initial Calibration	X
Average RF	X
Linear Reg or Higher Order Curve	X
Second Source standard % Difference	X
Continuing Calibration /Check Standards	X
Project/Client Specific Requirements	X
Special Standards	NA
Blanks	X
TCL's	X
Surrogates	NA
LCS (Laboratory Control Sample)	X
Recoveries	X
Surrogates	NA
MS/MSD/Duplicates	X
Samples	X
TCL Hits	X
Spectra of TCL Hits	NA
Surrogates	NA
Internal Standards Criteria	NA
Calculations & Correct Factors	X
Dilutions Run	X
Reruns	X
Manual Integrations	NA
Excel Spreadsheets	X
Case Narrative	X
Narrative Summary	NA
Results Reporting/Data Qualifiers	X
Client Data Package Assembly	X
Check for Completeness	X
Primary Reviewer	SMH
Secondary Reviewer	MDA
Check for compliance with method and project specific requirements	X
Check the completeness of reported information	X
Check the information for the report narrative	X
Check the reasonableness of the results	X

Primary Reviewer:
26-DEC-2006

Secondary Reviewer:
27-DEC-2006

Generated: DEC-27-2006 10:58:43

KEMRON Environmental Services

Instrument Run Log

00047804

Instrument: HP16 Dataset: 092706

Analyst1: JLS Analyst2: NA

Method: RSK175 SOP: RSK01 Rev: 7

Method: 5021 SOP: RSK01 Rev: 7

Maintenance Log ID: 15882

Internal Standard: NA Surrogate Standard: NA

CCV: STD15381 LCS: STD15381 MS/MSD: STD15381

Column 1 ID: RTQPLOT Column 2 ID: RTQPLOT

Workgroups: WG223500, WG223502

Comments:

Seq.	File ID	Sample Information	pH	Mat	Dil	Reference	Date/Time
1	16G4196	WG223500-01 .1ug/ml STD	NA	1	1	STD15381	09/27/06 13:50
2	16G4197	WG223500-02 1ug/ml STD	NA	1	1	STD15381	09/27/06 14:04
3	16G4198	WG223500-03 10ug/ml STD	NA	1	1	STD15381	09/27/06 14:18
4	16G4199	WG223500-04 20ug/ml STD	NA	1	1	STD15381	09/27/06 14:32
5	16G4200	WG223500-05 50ug/ml STD	NA	1	1	STD15381	09/27/06 14:46
6	16G4201	WG223500-06 100ug/ml STD	NA	1	1	STD15381	09/27/06 15:01
7	16G4202	WG223500-07 200ug/ml STD	NA	1	1	STD15381	09/27/06 15:15
8	16G4203	WG223500-08 300ug/ml STD	NA	1	1	STD15381	09/27/06 15:29
9	16G4204	WG223500-09 50ug/ml STD	NA	1	1	STD15381	09/27/06 15:43
10	16G4205	WG223502-01 BLANK	NA	1	1		09/27/06 16:14
11	16G4206	WG223502-02 20ug/ml LCS	NA	1	1	STD15381	09/27/06 16:28
12	16G4207	WG223502-03 20ug/ml LCS DUP	NA	1	1	STD15381	09/27/06 16:42
13	16G4208	L0609385-08 B 10X	7	1	10		09/27/06 16:56
14	16G4209	L0609387-07 A	7	1	1		09/27/06 17:10
15	16G4210	L0609505-02 A	7	1	1		09/27/06 17:24
16	16G4211	L0609417-01 A	7	1	1		09/27/06 17:38
17	16G4212	L0609417-02 A	7	1	1		09/27/06 17:52
18	16G4213	L0609417-03 A	7	1	1		09/27/06 18:06
19	16G4214	L0609417-04 A MS	7	1	1	STD15381	09/27/06 18:20
20	16G4215	RINSE	NA	1	1		09/27/06 18:34
21	16G4216	RINSE	NA	1	1		09/27/06 18:48
22	16G4217	WG223501-02 50ug/ml STD	NA	1	1	STD15381	09/27/06 19:02
23	16G4218	L0609417-05 A MSD	7	1	1	STD15381	09/27/06 19:16
24	16G4219	L0609417-06 A	7	1	1		09/27/06 19:30
25	16G4220	L0609417-07 A	7	1	1		09/27/06 19:44
26	16G4221	L0609417-08 A	7	1	1		09/27/06 19:58
27	16G4222	L0609417-09 A	7	1	1		09/27/06 20:12
28	16G4223	L0609439-01 A	<2	1	1		09/27/06 20:26
29	16G4224	L0609439-02 A MS	<2	1	1	STD15381	09/27/06 20:40
30	16G4225	L0609439-03 A MSD	<2	1	1	STD15381	09/27/06 20:54
31	16G4226	L0609439-04 A	<2	1	1		09/27/06 21:08
32	16G4227	L0609439-05 A	<2	1	1		09/27/06 21:22

Approved: September 28, 2006

KEMRON Environmental Services

Instrument Run Log

00047805

Instrument: HP16 Dataset: 092706

Analyst1: JLS Analyst2: NA

Method: RSK175 SOP: RSK01 Rev: 7

Method: 5021 SOP: RSK01 Rev: 7

Maintenance Log ID: 15882

Internal Standard: NA Surrogate Standard: NA

CCV: STD15381 LCS: STD15381 MS/MSD: STD15381

Column 1 ID: RTQPLOT Column 2 ID: RTQPLOT

Workgroups: WG223500, WG223502

Seq.	File ID	Sample Information	pH	Mat	Dil	Reference	Date/Time
33	16G4228	RINSE	NA	1	1		09/27/06 21:36
34	16G4229	RINSE	NA	1	1		09/27/06 21:50
35	16G4230	WG223501-03 50ug/ml STD	NA	1	1	STD15381	09/27/06 22:04
36	16G4231	L0609439-06 A	<2	1	1		09/27/06 22:18
37	16G4232	L0609439-07 A	<2	1	1		09/27/06 22:32
38	16G4233	L0609509-09 A	7	1	1		09/27/06 22:46
39	16G4234	RINSE	NA	1	1		09/27/06 23:00
40	16G4235	RINSE	NA	1	1		09/27/06 23:14
41	16G4236	WG223501-04 50ug/ml STD	NA	1	1	STD15381	09/27/06 23:29

Comments

Seq.	Rerun	Dil.	Reason	Analytes
16	X	100	Over Calibration Range	Methane
File ID: 16G4211				
17	X	100	Over Calibration Range	Methane
File ID: 16G4212				
32	X	10	Over Calibration Range	Methane
File ID: 16G4227				
36	X	100	Over Calibration Range	Methane
File ID: 16G4231				
37	X	100	Over Calibration Range	Methane
File ID: 16G4232				
38	X	100	Over Calibration Range	Methane
File ID: 16G4233				

Approved: September 28, 2006

KEMRON Environmental Services

Instrument Run Log

00047806

Instrument: HP16 Dataset: 122006
Analyst1: JLS Analyst2: NA
Method: RSK175 SOP: RSK01 Rev: 7
Method: 5021 SOP: RSK01 Rev: 7

Maintenance Log ID: 17145

Internal Standard: NA Surrogate Standard: NA
CCV: STD15381 LCS: STD15381 MS/MSD: STD15381

Column 1 ID: RTQPLOT Column 2 ID: RTQPLOT
Workgroups: WG230008

Comments:

Seq.	File ID	Sample Information	pH	Mat	Dil	Reference	Date/Time
1	16G5670	WG230007-01 50umol/mol STD	NA	1	1	STD15381	12/20/06 11:27
2	16G5671	WG230008-01 BLANK	NA	1	1		12/20/06 11:41
3	16G5672	WG230008-02 20umol/mol LCS	NA	1	1	STD15381	12/20/06 11:55
4	16G5673	WG230008-03 20umol/mol LCS DUP	NA	1	1	STD15381	12/20/06 12:09
5	16G5674	WG230008-02 20umol/mol LCS	NA	1	1	STD15381	12/20/06 13:19
6	16G5675	WG230008-03 20umol/mol LCS DUP	NA	1	1	STD15381	12/20/06 13:33
7	16G5676	WG230008-02 20umol/mol LCS	NA	1	1	STD15381	12/20/06 13:52
8	16G5677	WG230008-03 20umol/mol LCS DUP	NA	1	1	STD15381	12/20/06 14:06
9	16G5678	WG230007-02 50umol/mol STD	NA	1	1	STD15381	12/20/06 15:08
10	16G5679	L0612460-06 B 10X	7	1	10		12/20/06 16:11
11	16G5680	L0612465-02 B 50X	7	1	50		12/20/06 16:25
12	16G5681	L0612465-03 B 100X	7	1	100		12/20/06 16:39
13	16G5682	L0612465-04 B 10X	7	1	10		12/20/06 16:53
14	16G5683	L0612465-05 B 50X	7	1	50		12/20/06 17:07
15	16G5684	L0612471-02 A	<2	1	1		12/20/06 17:21
16	16G5685	L0612471-04 A	<2	1	1		12/20/06 17:35
17	16G5686	L0612485-01 A	7	1	1		12/20/06 17:49
18	16G5687	L0612485-02 A	7	1	1		12/20/06 18:04
19	16G5688	L0612485-03 A	7	1	1		12/20/06 18:18
20	16G5689	WG230007-03 50umol/mol STD	NA	1	1	STD15381	12/20/06 18:32
21	16G5690	L0612485-04 A	7	1	1		12/20/06 18:46
22	16G5691	L0612485-05 A	7	1	1		12/20/06 19:00
23	16G5692	L0612485-06 A	7	1	1		12/20/06 19:14
24	16G5693	WG230007-04 50umol/mol STD	NA	1	1	STD15381	12/20/06 19:28

Comments

Seq.	Rerun	Dil.	Reason	Analytes
3	X		LCS failure	Carbon dioxide
File ID: 16G5672				
4	X		LCS failure	Carbon dioxide

Approved: December 26, 2006

KEMRON Environmental Services

Instrument Run Log

00047807

Instrument: HP16 Dataset: 122006

Analyst1: JLS Analyst2: NA

Method: RSK175 SOP: RSK01 Rev: 7

Method: 5021 SOP: RSK01 Rev: 7

Maintenance Log ID: 17145

Internal Standard: NA Surrogate Standard: NA

CCV: STD15381 LCS: STD15381 MS/MSD: STD15381

Column 1 ID: RTQPLOT Column 2 ID: RTQPLOT

Workgroups: WG230008

Comments

Seq.	Rerun	Dil.	Reason	Analytes
File ID: 16G5673				
5	X		LCS failure	Carbon dioxiide
File ID: 16G5674				
6	X		LCS failure	Carbon dioxide
File ID: 16G5675				
18	X	10	Over Calibration Range	Methane
File ID: 16G5687				

Approved: December 26, 2006

KEMRON Environmental Services

Instrument Run Log

00047808

Instrument: HP16 Dataset: 122106
Analyst1: JLS Analyst2: FB
Method: RSK175 SOP: RSK01 Rev: 7
Method: 5021 SOP: RSK01 Rev: 7

Maintenance Log ID: 17173

Internal Standard: NA Surrogate Standard: NA
CCV: STD15381 LCS: STD15381 MS/MSD: NA

Column 1 ID: RTQPLOT Column 2 ID: NA
Workgroups: WG230108

Comments:

Seq.	File ID	Sample Information	pH	Mat	Dil	Reference	Date/Time
1	16G5694	WG230009-01 50umol/mol STD	NA	1	1	STD15381	12/21/06 09:04
2	16G5695	WG230108-01 BLANK	NA	1	1		12/21/06 09:19
3	16G5696	WG230108-02 20umol/mol LCS	NA	1	1	STD15381	12/21/06 09:33
4	16G5697	WG230108-03 20umol/mol LCS DUP	NA	1	1	STD15381	12/21/06 09:47
5	16G5698	L0612274-02 B 50X	7	1	50		12/21/06 12:19
6	16G5699	L0612274-05 B 50X	7	1	50		12/21/06 12:33
7	16G5700	L0612274-06 B 50X	7	1	50		12/21/06 12:54
8	16G5701	L0612274-07 B 50X	7	1	50		12/21/06 13:08
9	16G5702	L0612275-01 B 50X	7	1	50		12/21/06 13:22
10	16G5703	L0612275-02 B 50X	7	1	50		12/21/06 13:36
11	16G5704	L0612275-04 B 50X	7	1	50		12/21/06 13:50
12	16G5705	WG230009-02 50umol/mol STD	NA	1	1	STD15381	12/21/06 14:04
13	16G5706	L0612295-01 B 50X	7	1	50		12/21/06 14:18
14	16G5707	L0612295-03 B 50X	7	1	50		12/21/06 14:32
15	16G5708	L0612296-01 B 50X	7	1	50		12/21/06 14:46
16	16G5709	L0612296-02 B 50X	7	1	50		12/21/06 15:00
17	16G5710	L0612296-04 A 10X	7	1	10		12/21/06 15:14
18	16G5711	L0612336-01 A 10X	7	1	10		12/21/06 15:28
19	16G5712	L0612336-02 A 10X	7	1	10		12/21/06 15:42
20	16G5713	L0612336-03 A 10X	7	1	10		12/21/06 15:56
21	16G5714	L0612368-01 A 10X	7	1	10		12/21/06 16:10
22	16G5715	L0612368-02 A 10X	7	1	10		12/21/06 16:24
23	16G5716	WG230009-03 50umol/mol	NA	1	1	STD15381	12/21/06 16:38
24	16G5717	L0612368-04 A 10X	7	1	10		12/21/06 16:53
25	16G5718	L0612386-01 A 10X	7	1	10		12/21/06 17:07
26	16G5719	L0612485-02 A 10X	7	1	10		12/21/06 17:21
27	16G5720	WG230009-04 50umol/mol	NA	1	1	STD15381	12/21/06 17:35

Comments

Seq.	Rerun	Dil.	Reason	Analytes
17	X	50	Over Calibration Range	CO2

Approved: December 27, 2006

KEMRON Environmental Services

Instrument Run Log

00047809

Instrument: HP16 Dataset: 122106

Analyst1: JLS Analyst2: FB

Method: RSK175 SOP: RSK01 Rev: 7

Method: 5021 SOP: RSK01 Rev: 7

Maintenance Log ID: 17173

Internal Standard: NA Surrogate Standard: NA

CCV: STD15381 LCS: STD15381 MS/MSD: NA

Column 1 ID: RTQPLOT Column 2 ID: NA

Workgroups: WG230108

Comments

Seq.	Rerun	Dil.	Reason	Analytes
File ID: 16G5710				
18	X	50	Over Calibration Range	CO2
File ID: 16G5711				
19	X	50	Over Calibration Range	CO2
File ID: 16G5712				
20	X	50	Over Calibration Range	CO2
File ID: 16G5713				
21	X	100	Over Calibration Range	CO2
File ID: 16G5714				
22	X	50	Over Calibration Range	CO2
File ID: 16G5715				
24	X	50	Over Calibration Range	CO2
File ID: 16G5717				
25	X	100	Over Calibration Range	CO2
File ID: 16G5718				

Approved: December 27, 2006

KEMRON Environmental Services
HOLDING TIMES
EQUIVALENT TO AFCEE FORM 9

00047810

Analytical Method: RSK175 AAB#: WG230108
Login Number: L0612485

Client ID	Date Collected	Date Received	Date Extracted	Max Hold Time Ext.	Time Held Ext.	Date Analyzed	Max Hold Time Anal	Time Held Anal.	Q
12WW02	12/19/06	12/20/06	12/21/06	14	2.30	12/21/06	14	2.30	

* EXT = SEE PROJECT QAPP REQUIREMENTS
*ANAL = SEE PROJECT QAPP REQUIREMENTS

KEMRON FORMS - Modified 11/20/2006
Version 1.5 PDF File ID: 657509
Report generated 12/27/2006 11:31

KEMRON Environmental Services
HOLDING TIMES
EQUIVALENT TO AFCEE FORM 9

00047811

Analytical Method: RSK175 AAB#: WG230008
Login Number: L0612485

Client ID	Date Collected	Date Received	Date Extracted	Max Hold Time Ext.	Time Held Ext.	Date Analyzed	Max Hold Time Anal	Time Held Anal.	Q
12WW20	12/19/06	12/20/06	12/20/06	14	1.29	12/20/06	14	1.29	
12WW01	12/19/06	12/20/06	12/20/06	14	1.15	12/20/06	14	1.15	
12WW24-QC	12/19/06	12/20/06	12/20/06	14	1.24	12/20/06	14	1.24	
12WW24	12/19/06	12/20/06	12/20/06	14	1.22	12/20/06	14	1.22	
12WW02	12/19/06	12/20/06	12/20/06	14	1.33	12/20/06	14	1.33	
12WW05	12/19/06	12/20/06	12/20/06	14	1.43	12/20/06	14	1.43	

* EXT = SEE PROJECT QAPP REQUIREMENTS
*ANAL = SEE PROJECT QAPP REQUIREMENTS

KEMRON FORMS - Modified 11/20/2006
Version 1.5 PDF File ID: 657509
Report generated 12/27/2006 11:31

KEMRON Environmental Services

METHOD BLANK SUMMARY 00047812

Login Number: L0612485
Blank File ID: 16G5671
Prep Date: 12/20/06 11:41
Analyzed Date: 12/20/06 11:41
Analyst: JLS

Work Group: WG230008
Blank Sample ID: WG230008-01
Instrument ID: HP16
Method: RSK175

This Method Blank Applies To The Following Samples:

Client ID	Lab Sample ID	Lab File ID	Time Analyzed	TAG
LCS	WG230008-02	16G5676	12/20/06 13:52	01
LCS2	WG230008-03	16G5677	12/20/06 14:06	01
12WW01	L0612485-01	16G5686	12/20/06 17:49	01
12WW02	L0612485-02	16G5687	12/20/06 18:04	01
12WW20	L0612485-03	16G5688	12/20/06 18:18	01
12WW24	L0612485-04	16G5690	12/20/06 18:46	01
12WW05	L0612485-05	16G5691	12/20/06 19:00	01
12WW24-QC	L0612485-06	16G5692	12/20/06 19:14	01

KEMRON Environmental Services

METHOD BLANK SUMMARY

00047813

Login Number: L0612485
Blank File ID: 16G5695
Prep Date: 12/21/06 09:19
Analyzed Date: 12/21/06 09:19
Analyst: JLS

Work Group: WG230108
Blank Sample ID: WG230108-01
Instrument ID: HP16
Method: RSK175

This Method Blank Applies To The Following Samples:

Client ID	Lab Sample ID	Lab File ID	Time Analyzed	TAG
LCS	WG230108-02	16G5696	12/21/06 09:33	01
LCS2	WG230108-03	16G5697	12/21/06 09:47	01
12WW02	L0612485-02	16G5719	12/21/06 17:21	DL01

KEMRON FORMS - Modified 12/07/2006
Version 1.5 PDF File ID: 654481
Report generated 12/27/2006 11:31

KEMRON Environmental Services

METHOD BLANK REPORT

00047814

Login Number: L0612485 Prep Date: 12/20/06 11:41 Sample ID: WG230008-01
Instrument ID: HP16 Run Date: 12/20/06 11:41 Prep Method: 5021
File ID: 16G5671 Analyst: JLS Method: RSK175
Workgroup (AAB#): WG230008 Matrix: Water Units: ug/L
Contract #: DACA56-94-D-0020 Cal ID: HP16-27-SEP-06

Analytes	SQL	PQL	Concentration	Dilution	Qualifier
methane	0.250	0.500	0.493	1	J
ethene	0.250	0.500	0.250	1	U
ethane	0.250	0.500	0.250	1	U

MDL Method Detection Limit
RL Reporting/quantitation Limit

* Analyte concentration > RL

KEMRON FORMS - Modified 12/07/2006
Version 1.5 PDF File ID: 654482
Report generated 12/27/2006 11:31

KEMRON Environmental Services

METHOD BLANK REPORT

00047815

Login Number: L0612485 Prep Date: 12/21/06 09:19 Sample ID: WG230108-01
Instrument ID: HP16 Run Date: 12/21/06 09:19 Prep Method: 5021
File ID: 16G5695 Analyst: JLS Method: RSK175
Workgroup (AAB#): WG230108 Matrix: Water Units: ug/L
Contract #: DACA56-94-D-0020 Cal ID: HP16-27-SEP-06

Analytes	SQL	PQL	Concentration	Dilution	Qualifier
methane	0.250	0.500	0.288	1	J
ethene	0.250	0.500	0.250	1	U
ethane	0.250	0.500	0.250	1	U

MDL Method Detection Limit
RL Reporting/quantitation Limit

* Analyte concentration > RL

KEMRON FORMS - Modified 12/07/2006
Version 1.5 PDF File ID: 654482
Report generated 12/27/2006 11:31

KEMRON Environmental Services

LABORATORY CONTROL SAMPLE (LCS)

00047816

Login Number: L0612485 Analyst: JLS Prep Method: 5021
Instrument ID: HP16 Matrix: Water Method: RSK175
Workgroup (AAB#): WG230008 Units: ug/L
Sample ID: WG230008-02 LCS File ID: 16G5676 Run Date: 12/20/2006 13:52
Sample ID: WG230008-03 LCS2 File ID: 16G5677 Run Date: 12/20/2006 14:06

Analytes	LCS			LCS2			%RPD	%Rec Limits	RPD Lmt	Q
	Known	Found	% REC	Known	Found	% REC				
methane	34.3	35.0	102	34.3	38.1	111	8.58	56 - 140	40	
ethene	59.9	62.2	104	59.9	65.2	109	4.83	56 - 140	40	
ethane	64.2	66.6	104	64.2	71.3	111	6.72	56 - 137	40	

KEMRON FORMS - Modified 07/13/2006
Version 1.5 PDF File ID: 654483
Report generated 12/27/2006 11:31

KEMRON Environmental Services

LABORATORY CONTROL SAMPLE (LCS)

00047817

Login Number: L0612485 Analyst: JLS Prep Method: 5021
Instrument ID: HP16 Matrix: Water Method: RSK175
Workgroup (AAB#): WG230108 Units: ug/L
Sample ID: WG230108-02 LCS File ID: 16G5696 Run Date: 12/21/2006 09:33
Sample ID: WG230108-03 LCS2 File ID: 16G5697 Run Date: 12/21/2006 09:47

Analytes	LCS			LCS2			%RPD	%Rec Limits	RPD Lmt	Q
	Known	Found	% REC	Known	Found	% REC				
methane	34.3	31.7	92.7	34.3	32.2	94.1	1.53	56 - 140	40	
ethene	59.9	55.9	93.2	59.9	54.8	91.4	1.97	56 - 140	40	
ethane	64.2	59.3	92.4	64.2	59.4	92.5	0.113	56 - 137	40	

KEMRON FORMS - Modified 07/13/2006
Version 1.5 PDF File ID: 654483
Report generated 12/27/2006 11:31

KEMRON Environmental Services

INITIAL CALIBRATION SUMMARY

00047818

Login Number: L0612485
Analytical Method: RSK175
ICAL Workgroup: WG223500

Instrument ID: HP16
Initial Calibration Date: 27-SEP-06 15:29
Column ID: F

Analyte		AVG RF	% RSD	LINEAR (R)	QUAD(R^2)
ethane		144300	24.0	1.00	
ethene		145800	30.8	1.00	
methane		88920	57.6	1.00	

R = Correlation coefficient; 0.995 minimum
R^2 = Coefficient of determination; 0.99 minimum

KEMRON FORMS - Modified 12/13/2006
Version 1.5 PDF File ID: 657510
Report generated 12/27/2006 11:31

KEMRON Environmental Services

INITIAL CALIBRATION DATA

00047819

Login Number: L0612485

Analytical Method: RSK175

Instrument ID: HP16

Initial Calibration Date: 27-SEP-06 15:29

Column ID: F

Analyte	WG223500-01			WG223500-02			WG223500-03		
	CONC	RESP	RF	CONC	RESP	RF	CONC	RESP	RF
ethane	0.100	22904.0000	229000	1.00	136942.000	136900	10.0	1240863.00	124100
ethene	0.100	25615.0000	256100	1.00	134565.000	134600	10.0	1208632.00	120900
methane	0.100	21538.0000	215400	1.00	77578.0000	77580	10.0	665937.000	66590

KEMRON FORMS - Modified 10/13/2006
Version 1.6 PDF File ID: 657510
Report generated 12/27/2006 11:31

KEMRON Environmental Services

INITIAL CALIBRATION DATA

00047820

Login Number: L0612485

Analytical Method: RSK175

Instrument ID: HP16

Initial Calibration Date: 27-SEP-06 15:29

Column ID: F

Analyte	WG223500-04			WG223500-05			WG223500-06		
	CONC	RESP	RF	CONC	RESP	RF	CONC	RESP	RF
ethane	20.0	2581706.00	129100	50.0	6486536.00	129700	100	13114659.0	131100
ethene	20.0	2544143.00	127200	50.0	6441905.00	128800	100	12874408.0	128700
methane	20.0	1376031.00	68800	50.0	3424931.00	68500	100	6927945.00	69280

KEMRON FORMS - Modified 10/13/2006
Version 1.6 PDF File ID: 657510
Report generated 12/27/2006 11:31

KEMRON Environmental Services

INITIAL CALIBRATION DATA

00047821

Login Number: L0612485

Analytical Method: RSK175

Instrument ID: HP16

Initial Calibration Date: 27-SEP-06 15:29

Column ID: F

Analyte	WG223500-07			WG223500-08		
	CONC	RESP	RF	CONC	RESP	RF
ethane	200	27423411.0	137100	300	41100017.0	137000
ethene	200	27055714.0	135300	300	40485879.0	135000
methane	200	14533928.0	72670	300	21776507.0	72590

KEMRON FORMS - Modified 10/13/2006
Version 1.6 PDF File ID: 657510
Report generated 12/27/2006 11:31

KEMRON Environmental Services

ALTERNATE SOURCE CALIBRATION REPORT

00047822

Login Number: L0612485 Run Date: 09/27/2006 Sample ID: WG223500-09
Instrument ID: HP16 Run Time: 15:43 Method: RSK175
File ID: 16G4204 Analyst: JLS
ICal Workgroup: WG223500 Cal ID: HP16 - 27-SEP-06

Analyte		Expected	Found	Units	RF	%D	UCL	Q
methane		85.6	77.3	ug/L	65300	9.70	30	
ethene		150	135	ug/L	122000	9.60	30	
ethane		160	145	ug/L	123000	9.70	30	

* Exceeds %D Limit

KEMRON FORMS - Modified 11/21/2006
Version 1.5 PDF File ID: 657511
Report generated 12/27/2006 11:05

KEMRON Environmental Services

CONTINUING CALIBRATION VERIFICATION (CCV)

00047823

Login Number: L0612485 Run Date: 12/20/2006 Sample ID: WG230007-01
Instrument ID: HP16 Run Time: 11:27 Method: RSK175
File ID: 16G5670 Analyst: JLS
Workgroup (AAB#): WG230008 Cal ID: HP16 - 27-SEP-06

Analyte		Expected	Found	UNITS	RF	%D	UCL	Q
methane		85.6	82.2	ug/L	69400	4.00	25	
ethene		150	144	ug/L	129000	3.90	25	
ethane		160	156	ug/L	132000	3.10	25	

* Exceeds %D Criteria

KEMRON FORMS - Modified 12/11/2006
Version 1.3 PDF File ID: 657512
Report generated 12/27/2006 11:31

KEMRON Environmental Services

CONTINUING CALIBRATION VERIFICATION (CCV)

00047824

Login Number: L0612485 Run Date: 12/20/2006 Sample ID: WG230007-02
Instrument ID: HP16 Run Time: 15:08 Method: RSK175
File ID: 16G5678 Analyst: JLS
Workgroup (AAB#): WG230008 Cal ID: HP16 - 27-SEP-06

Analyte		Expected	Found	UNITS	RF	%D	UCL	Q
methane		85.6	88.0	ug/L	74300	2.80	25	
ethene		150	157	ug/L	141000	4.80	25	
ethane		160	167	ug/L	142000	4.20	25	

* Exceeds %D Criteria

KEMRON FORMS - Modified 12/11/2006
Version 1.3 PDF File ID: 657512
Report generated 12/27/2006 11:31

KEMRON Environmental Services

CONTINUING CALIBRATION VERIFICATION (CCV)

00047825

Login Number: L0612485 Run Date: 12/20/2006 Sample ID: WG230007-03

Instrument ID: HP16 Run Time: 18:32 Method: RSK175

File ID: 16G5689 Analyst: JLS

Workgroup (AAB#): WG230008 Cal ID: HP16 - 27-SEP-06

Analyte		Expected	Found	UNITS	RF	%D	UCL	Q
methane		85.6	78.6	ug/L	66400	8.20	25	
ethene		150	137	ug/L	123000	8.30	25	
ethane		160	147	ug/L	125000	8.20	25	

* Exceeds %D Criteria

KEMRON FORMS - Modified 12/11/2006
Version 1.3 PDF File ID: 657512
Report generated 12/27/2006 11:31

KEMRON Environmental Services

CONTINUING CALIBRATION VERIFICATION (CCV)

00047826

Login Number: L0612485 Run Date: 12/20/2006 Sample ID: WG230007-04
Instrument ID: HP16 Run Time: 19:28 Method: RSK175
File ID: 16G5693 Analyst: JLS
Workgroup (AAB#): WG230008 Cal ID: HP16 - 27-SEP-06

Analyte		Expected	Found	UNITS	RF	%D	UCL	Q
methane		85.6	80.7	ug/L	68100	5.80	25	
ethene		150	138	ug/L	124000	7.70	25	
ethane		160	149	ug/L	126000	7.30	25	

* Exceeds %D Criteria

KEMRON FORMS - Modified 12/11/2006
Version 1.3 PDF File ID: 657512
Report generated 12/27/2006 11:31

KEMRON Environmental Services

CONTINUING CALIBRATION VERIFICATION (CCV)

00047827

Login Number: L0612485 Run Date: 12/21/2006 Sample ID: WG230009-01

Instrument ID: HP16 Run Time: 09:04 Method: RSK175

File ID: 16G5694 Analyst: JLS

Workgroup (AAB#): WG230108 Cal ID: HP16 - 27-SEP-06

Analyte		Expected	Found	UNITS	RF	%D	UCL	Q
methane		85.6	81.5	ug/L	68800	4.80	25	
ethene		150	145	ug/L	130000	3.30	25	
ethane		160	155	ug/L	132000	3.60	25	

* Exceeds %D Criteria

KEMRON FORMS - Modified 12/11/2006
Version 1.3 PDF File ID: 657512
Report generated 12/27/2006 11:31

KEMRON Environmental Services

CONTINUING CALIBRATION VERIFICATION (CCV)

00047828

Login Number: L0612485 Run Date: 12/21/2006 Sample ID: WG230009-02
Instrument ID: HP16 Run Time: 14:04 Method: RSK175
File ID: 16G5705 Analyst: JLS
Workgroup (AAB#): WG230108 Cal ID: HP16 - 27-SEP-06

Analyte		Expected	Found	UNITS	RF	%D	UCL	Q
methane		85.6	72.9	ug/L	61500	14.9	25	
ethene		150	126	ug/L	114000	15.6	25	
ethane		160	137	ug/L	117000	14.4	25	

* Exceeds %D Criteria

KEMRON FORMS - Modified 12/11/2006
Version 1.3 PDF File ID: 657512
Report generated 12/27/2006 11:31

KEMRON Environmental Services

CONTINUING CALIBRATION VERIFICATION (CCV)

00047829

Login Number: L0612485 Run Date: 12/21/2006 Sample ID: WG230009-03

Instrument ID: HP16 Run Time: 16:38 Method: RSK175

File ID: 16G5716 Analyst: JLS

Workgroup (AAB#): WG230108 Cal ID: HP16 - 27-SEP-06

Analyte		Expected	Found	UNITS	RF	%D	UCL	Q
methane		85.6	76.3	ug/L	64400	10.9	25	
ethene		150	132	ug/L	119000	11.6	25	
ethane		160	143	ug/L	121000	11.1	25	

* Exceeds %D Criteria

KEMRON FORMS - Modified 12/11/2006
Version 1.3 PDF File ID: 657512
Report generated 12/27/2006 11:31

KEMRON Environmental Services

CONTINUING CALIBRATION VERIFICATION (CCV)

00047830

Login Number: L0612485 Run Date: 12/21/2006 Sample ID: WG230009-04

Instrument ID: HP16 Run Time: 17:35 Method: RSK175

File ID: 16G5720 Analyst: JLS

Workgroup (AAB#): WG230108 Cal ID: HP16 - 27-SEP-06

Analyte		Expected	Found	UNITS	RF	%D	UCL	Q
methane		85.6	69.6	ug/L	58700	18.8	25	
ethene		150	120	ug/L	107000	20.2	25	
ethane		160	129	ug/L	110000	19.7	25	

* Exceeds %D Criteria

KEMRON FORMS - Modified 12/11/2006
Version 1.3 PDF File ID: 657512
Report generated 12/27/2006 11:31

Inorganic QA/QC

KEMRON Environmental Services
Data Checklist

00047832

Date: 08-DEC-2006
Analyst: JWR
Analyst: NA
Method: 300/9056
Instrument: IC2
Curve Workgroup: WG229106
Runlog ID: 13746
Analytical Workgroups:

System Performance Check	
Eluent check	
Initial Calibration	X
Average RF	
Linear Reg or Higher Order Curve	12/08/06
Alt Source Check	12/08/06
Continuing Calibration	
Continuing Calibration	
Client Specific Requirements	
Blanks	
Quant Report / Chromatogram	
Spike Compounds	
MS/MSD	
Excel Spreadsheet	
Samples	
TCL Hits	
Manual Integrations	X
Data Package	
Level 2	
Level 3	
Level 4	
Primary Reviewer	JWR
Secondary Reviewer	MDC
Check for compliance with method and project specific requirements	X
Check the completeness of reported information	X
Check the information for the report narrative	X
Check the resonableness of the results	X
Comments:	
Ran Curve and Alternate Source only for DX-320.	

Primary Reviewer:
13-DEC-2006

John Richards

Secondary Reviewer:
14-DEC-2006

Michael Cochran

Generated: DEC-14-2006 20:13:47

KEMRON Environmental Services
Data Checklist

00047833

Date: 20-DEC-2006
Analyst: JWR
Analyst: NA
Method: 300
Instrument: IC2
Curve Workgroup: WG229106
Runlog ID: 13984
Analytical Workgroups: WG230107

System Performance Check	
Eluent check	X
Initial Calibration	
Average RF	
Linear Reg or Higher Order Curve	12/08/06
Alt Source Check	12/08/06
Continuing Calibration	
Continuing Calibration	X
Client Specific Requirements	X
Blanks	
Quant Report / Chromatogram	X
Spike Compounds	X
MS/MSD	X
Excel Spreadsheet	X
Samples	
TCL Hits	X
Manual Integrations	X
Data Package	
Level 2	
Level 3	L0612485
Level 4	
Primary Reviewer	JWR
Secondary Reviewer	MDC
Check for compliance with method and project specific requirements	X
Check the completeness of reported information	X
Check the information for the report narrative	X
Check the resonableness of the results	X
Comments: L0612485	LAB DUE 12/29/06

Samples L0612485-01, 03, 04, 05, 06 were analyzed for NO2 & NO3 at a dilution due to the levels of Cl and SO4 in them. The Cl levels are too high in order to analyze these samples undiluted for NO2. Cl peaks of this magnitude in size "cover up" any NO2 peak near its RL. These samples were analyzed at a dilution for NO3 due to the total level of Cl and SO4 in them. The analytical column has a tolerance of 200 ppm for a single anion and 400 ppm for all anions before the column becomes overloaded.

The MS/MSD associated with this analytical batch had % Rec's for Cl below the advisory limit. The parent sample chosen for the MS/MSD had a Cl result greater than the calibration range.

Primary Reviewer:
29-DEC-2006
John Richards

Secondary Reviewer:
29-DEC-2006
Michael Cochran

Generated: DEC-29-2006 15:19:37

KEMRON Environmental Services
HOLDING TIMES
EQUIVALENT TO AFCEE FORM 9

00047834

Analytical Method: 300.0 AAB#: WG230107
Login Number: L0612485

Client ID	Date Collected	Date Received	Date Extracted	Max Hold Time Ext.	Time Held Ext.	Date Analyzed	Max Hold Time Anal	Time Held Anal.	Q
12WW05	12/19/06	12/20/06	12/20/06	2	1.25	12/20/06	2	1.25	
12WW24-QC	12/19/06	12/20/06	12/20/06	2	1.28	12/20/06	2	1.28	
12WW20	12/19/06	12/20/06	12/20/06	2	1.12	12/20/06	2	1.12	
12WW20	12/19/06	12/20/06	12/20/06	2	1.27	12/20/06	2	1.27	
12WW05	12/19/06	12/20/06	12/20/06	2	1.46	12/20/06	2	1.46	
12WW01	12/19/06	12/20/06	12/20/06	2	1.05	12/20/06	2	1.05	
12WW20	12/19/06	12/20/06	12/20/06	2	1.29	12/20/06	2	1.29	
12WW01	12/19/06	12/20/06	12/20/06	2	1.06	12/20/06	2	1.06	
12WW24	12/19/06	12/20/06	12/20/06	2	1.04	12/20/06	2	1.04	
12WW24	12/19/06	12/20/06	12/20/06	2	1.22	12/20/06	2	1.22	
12WW24	12/19/06	12/20/06	12/20/06	2	1.21	12/20/06	2	1.21	
12WW24-QC	12/19/06	12/20/06	12/20/06	2	1.29	12/20/06	2	1.29	
12WW05	12/19/06	12/20/06	12/20/06	2	1.47	12/20/06	2	1.47	
12WW24-QC	12/19/06	12/20/06	12/20/06	2	1.06	12/20/06	2	1.06	
12WW01	12/19/06	12/20/06	12/20/06	2	0.974	12/20/06	2	0.974	
12WW02	12/19/06	12/20/06	12/20/06	2	1.32	12/20/06	2	1.32	
12WW02	12/19/06	12/20/06	12/20/06	2	1.27	12/20/06	2	1.27	

* EXT = SEE PROJECT QAPP REQUIREMENTS
*ANAL = SEE PROJECT QAPP REQUIREMENTS

KEMRON FORMS - Modified 11/20/2006
Version 1.5 PDF File ID: 660620
Report generated 12/29/2006 11:16

KEMRON Environmental Services

METHOD BLANK SUMMARY 00047835

Login Number: L0612485
Blank File ID: I2122006.13
Prep Date: 12/20/06 13:03
Analyzed Date: 12/20/06 13:03
Analyst: JWR

Work Group: WG230107
Blank Sample ID: WG230107-01
Instrument ID: IC2
Method: 300.0

This Method Blank Applies To The Following Samples:

Client ID	Lab Sample ID	Lab File ID	Time Analyzed	TAG
LCS	WG230107-02	I2122006.14	12/20/06 13:21	01
12WW01	L0612485-01	I2122006.15	12/20/06 13:38	DL01
12WW20	L0612485-03	I2122006.17	12/20/06 14:13	DL01
12WW24	L0612485-04	I2122006.18	12/20/06 14:30	DL01
12WW05	L0612485-05	I2122006.19	12/20/06 14:48	DL01
12WW24-QC	L0612485-06	I2122006.20	12/20/06 15:05	DL01
12WW01	L0612485-01	I2122006.21	12/20/06 15:22	DL02
12WW01	L0612485-01	I2122006.22	12/20/06 15:40	DL03
12WW02	L0612485-02	I2122006.25	12/20/06 16:32	01
DUP	WG230107-04	I2122006.26	12/20/06 16:49	01
12WW02	L0612485-02	I2122006.29	12/20/06 17:42	DL01
12WW20	L0612485-03	I2122006.30	12/20/06 17:59	DL02
12WW20	L0612485-03	I2122006.31	12/20/06 18:16	DL03
12WW24	L0612485-04	I2122006.32	12/20/06 18:34	DL02
12WW24	L0612485-04	I2122006.33	12/20/06 18:51	DL03
12WW05	L0612485-05	I2122006.36	12/20/06 19:43	DL02
12WW05	L0612485-05	I2122006.37	12/20/06 20:01	DL03
12WW24-QC	L0612485-06	I2122006.38	12/20/06 20:18	DL02
12WW24-QC	L0612485-06	I2122006.39	12/20/06 20:36	DL03

KEMRON Environmental Services

METHOD BLANK REPORT

00047836

Login Number: L0612485 Prep Date: 12/20/06 13:03 Sample ID: WG230107-01
Instrument ID: IC2 Run Date: 12/20/06 13:03 Prep Method: 300.0
File ID: I2122006.13 Analyst: JWR Method: 300.0
Workgroup (AAB#): WG230107 Matrix: Water Units: mg/L
Contract #: DACA56-94-D-0020 Cal ID: IC2-08-DEC-06

Analytes	SQL	PQL	Concentration	Dilution	Qualifier
Chloride	0.100	0.200	0.100	1	U
Nitrate	0.100	0.600	0.100	1	U
Nitrite	0.100	0.400	0.100	1	U
Sulfate	0.500	1.00	0.500	1	U

MDL Method Detection Limit
RL Reporting/quantitation Limit

* Analyte concentration > RL

KEMRON FORMS - Modified 12/07/2006
Version 1.5 PDF File ID: 660622
Report generated 12/29/2006 11:16

KEMRON Environmental Services

LABORATORY CONTROL SAMPLE (LCS)

00047837

Login Number: L0612485 Run Date: 12/20/2006 Sample ID: WG230107-02
Instrument ID: IC2 Run Time: 13:21 Prep Method: 300.0
File ID: I2122006.14 Analyst: JWR Method: 300.0
Workgroup (AAB#): WG230107 Matrix: Water Units: mg/L
Contract #: DACA56-94-D-0020 Cal ID: IC2-08-DEC-06

Analytes	Expected	Found	% Rec	LCS Limits	Q
Chloride	6.00	5.90	98.3	90 - 110	
Nitrate	4.07	4.10	101	90 - 110	
Nitrite	3.65	3.71	101	90 - 110	
Sulfate	30.0	30.6	102	90 - 110	

KEMRON FORMS - Modified 12/15/2006
Version 1.5 PDF File ID: 660623
Report generated 12/29/2006 11:16

KEMRON Environmental Services

DUPLICATE (DUP)

00047838

Sample Ref: L0612485-02 Cal ID: IC2- Worknum: WG230107
Instrument ID: IC2 Method: 9056
Sample ID: WG230107-03 File ID: I2122006.25 Dil: 1 Matrix: WATER
Duplicate ID: WG230107-04 File ID: I2122006.26 Dil: 1 Units: mg/L

Analyte	Sample	Duplicate	RPD	RPD Limit	Q
Chloride	116	115	0.772	20	
Nitrate	ND	ND	0	20	
Nitrite	ND	ND	0	20	
Sulfate	46.9	47.5	1.35	20	

FAILS RPD LIMIT

NOTE: This is an internal quality control sample.

KEMRON FORMS - Modified 03/06/2006
Version 1.5 PDF File ID: 660625
Report generated 12/29/2006 11:16

KEMRON Environmental Services

MATRIX SPIKE AND MATRIX SPIKE DUP (MS/MSD)

00047839

Loginnum: L0612485 Cal ID: IC2- Worknum: WG230107
Instrument ID: IC2 Contract #: DACA56-94-D-0020 Method: 300.0
Parent ID: WG230107-03 File ID: I2122006.25 Dil: 1 Matrix: WATER
Sample ID: WG230107-05 MS File ID: I2122006.27 Dil: 1 Units: mg/L
Sample ID: WG230107-06 MSD File ID: I2122006.28 Dil: 1

Analyte	Parent	MS Spiked	MS Found	MS %Rec	MSD Spiked	MSD Found	MSD %Rec	%RPD	%Rec Limits	RPD Limit	Q
Chloride	116	6.00	115	-26.2	6.00	114	-28.3	0.111	90 - 110	20	*
Nitrate	ND	4.07	4.25	105	4.07	4.26	105	0.141	90 - 110	20	
Nitrite	ND	3.65	3.56	97.5	3.65	3.53	96.6	0.902	90 - 110	20	
Sulfate	46.9	30.0	74.3	91.3	30.0	73.9	90.0	0.497	90 - 110	20	

* FAILS %REC LIMIT

FAILS RPD LIMIT

NOTE: This is an internal quality control sample.

KEMRON FORMS - Modified 12/08/2006
Version 1.5 PDF File ID: 660624
Report generated 12/29/2006 11:16

KEMRON Environmental Services

CONTINUING CALIBRATION BLANK (CCB)

00047840

Login Number: L0612485 Run Date: 12/20/2006 Sample ID: WG230109-02
Instrument ID: IC2 Run Time: 12:46 Method: 300.0
File ID: I2122006.12 Analyst: JWR Units: mg/L
Workgroup (AAB#): WG230107 Cal ID: IC2 - 08-DEC-06

Analytes	MDL	RDL	Concentration	Dilution	Qualifier
Cl	0.100	0.200	0		U
NO3-N	0.100	0.600	0		U
NO2-N	0.100	0.400	0		U
SO4	0.500	1.00	0		U

U = Result is less than MDL
F = Result is between MDL and RL
* = Result is above RL

KEMRON FORMS - Modified 09/27/2006
Version 2.0 PDF File ID: 660627
Report generated 12/29/2006 11:17

KEMRON Environmental Services

CONTINUING CALIBRATION BLANK (CCB)

00047841

Login Number: L0612485 Run Date: 12/20/2006 Sample ID: WG230109-04
Instrument ID: IC2 Run Time: 16:15 Method: 300.0
File ID: I2122006.24 Analyst: JWR Units: mg/L
Workgroup (AAB#): WG230107 Cal ID: IC2 - 08-DEC-06

Analytes	MDL	RDL	Concentration	Dilution	Qualifier
Cl	0.100	0.200	0		U
NO3-N	0.100	0.600	0		U
NO2-N	0.100	0.400	0		U
SO4	0.500	1.00	0		U

U = Result is less than MDL
F = Result is between MDL and RL
* = Result is above RL

KEMRON FORMS - Modified 09/27/2006
Version 2.0 PDF File ID: 660627
Report generated 12/29/2006 11:17

KEMRON Environmental Services

CONTINUING CALIBRATION BLANK (CCB)

00047842

Login Number: L0612485 Run Date: 12/20/2006 Sample ID: WG230109-06

Instrument ID: IC2 Run Time: 19:26 Method: 300.0

File ID: I2122006.35 Analyst: JWR Units: mg/L

Workgroup (AAB#): WG230107 Cal ID: IC2 - 08-DEC-06

Analytes	MDL	RDL	Concentration	Dilution	Qualifier
Cl	0.100	0.200	0		U
NO3-N	0.100	0.600	0		U
NO2-N	0.100	0.400	0		U
SO4	0.500	1.00	0		U

U = Result is less than MDL
F = Result is between MDL and RL
* = Result is above RL

KEMRON FORMS - Modified 09/27/2006
Version 2.0 PDF File ID: 660627
Report generated 12/29/2006 11:17

KEMRON Environmental Services

CONTINUING CALIBRATION BLANK (CCB)

00047843

Login Number: L0612485 Run Date: 12/20/2006 Sample ID: WG230109-08
Instrument ID: IC2 Run Time: 21:10 Method: 300.0
File ID: I2122006.41 Analyst: JWR Units: mg/L
Workgroup (AAB#): WG230107 Cal ID: IC2 - 08-DEC-06

Analytes	MDL	RDL	Concentration	Dilution	Qualifier
Cl	0.100	0.200	0		U
NO3-N	0.100	0.600	0		U
NO2-N	0.100	0.400	0		U
SO4	0.500	1.00	0		U

U = Result is less than MDL
F = Result is between MDL and RL
* = Result is above RL

KEMRON FORMS - Modified 09/27/2006
Version 2.0 PDF File ID: 660627
Report generated 12/29/2006 11:17

KEMRON Environmental Services

CONTINUING CALIBRATION VERIFICATION (CCV)

00047844

Login Number: L0612485 Run Date: 12/20/2006 Sample ID: WG230109-01

Instrument ID: IC2 Run Time: 12:28 Method: 300.0

File ID: I2122006.11 Analyst: JWR

Workgroup (AAB#): WG230107 Cal ID: IC2 - 08-DEC-06

Analyte		Expected	Found	UNITS	RF	%D	UCL	Q
Chloride		6.00	6.02	mg/L	8.01	0.300	15	
Nitrate		4.07	4.11	mg/L	3.31	1.10	15	
Nitrite		3.65	3.78	mg/L	3.68	3.50	15	
Sulfate		30.0	30.6	mg/L	10.3	1.90	15	

* Exceeds %D Criteria

KEMRON FORMS - Modified 12/11/2006
Version 1.3 PDF File ID: 660626
Report generated 12/29/2006 11:17

KEMRON Environmental Services

CONTINUING CALIBRATION VERIFICATION (CCV)

00047845

Login Number: L0612485 Run Date: 12/20/2006 Sample ID: WG230109-03

Instrument ID: IC2 Run Time: 15:57 Method: 300.0

File ID: I2122006.23 Analyst: JWR

Workgroup (AAB#): WG230107 Cal ID: IC2 - 08-DEC-06

Analyte		Expected	Found	UNITS	RF	%D	UCL	Q
Chloride		6.00	6.07	mg/L	7.94	1.10	15	
Nitrate		4.07	4.16	mg/L	3.26	2.40	15	
Nitrite		3.65	3.78	mg/L	3.68	3.60	15	
Sulfate		30.0	30.6	mg/L	10.3	2.00	15	

* Exceeds %D Criteria

KEMRON FORMS - Modified 12/11/2006
Version 1.3 PDF File ID: 660626
Report generated 12/29/2006 11:17

KEMRON Environmental Services

CONTINUING CALIBRATION VERIFICATION (CCV)

00047846

Login Number: L0612485 Run Date: 12/20/2006 Sample ID: WG230109-05
Instrument ID: IC2 Run Time: 19:09 Method: 300.0
File ID: I2122006.34 Analyst: JWR
Workgroup (AAB#): WG230107 Cal ID: IC2 - 08-DEC-06

Analyte		Expected	Found	UNITS	RF	%D	UCL	Q
Chloride		6.00	6.24	mg/L	7.70	4.00	15	
Nitrate		4.07	4.11	mg/L	3.31	1.10	15	
Nitrite		3.65	3.74	mg/L	3.72	2.40	15	
Sulfate		30.0	30.7	mg/L	10.3	2.40	15	

* Exceeds %D Criteria

KEMRON FORMS - Modified 12/11/2006
Version 1.3 PDF File ID: 660626
Report generated 12/29/2006 11:17

KEMRON Environmental Services

CONTINUING CALIBRATION VERIFICATION (CCV)

00047847

Login Number: L0612485 Run Date: 12/20/2006 Sample ID: WG230109-07

Instrument ID: IC2 Run Time: 20:53 Method: 300.0

File ID: I2122006.40 Analyst: JWR

Workgroup (AAB#): WG230107 Cal ID: IC2 - 08-DEC-06

Analyte		Expected	Found	UNITS	RF	%D	UCL	Q
Chloride		6.00	6.22	mg/L	7.74	3.60	15	
Nitrate		4.07	4.19	mg/L	3.24	3.00	15	
Nitrite		3.65	3.78	mg/L	3.68	3.60	15	
Sulfate		30.0	30.9	mg/L	10.2	2.90	15	

* Exceeds %D Criteria

KEMRON FORMS - Modified 12/11/2006
Version 1.3 PDF File ID: 660626
Report generated 12/29/2006 11:17

KEMRON Environmental Services
Data Checklist

00047848

Date: 26-DEC-2006
Analyst: DIH
Analyst: NA
Method: TOC
Instrument: TOC
Curve Workgroup: NA
Runlog ID:
Analytical Workgroups: WG230207 WG230208

Calibration/Linearity	1/12/06
Second Source Check	X
ICV/CCV (std)	X
ICB/CCB	X
Blank	X
LCS/LCS Dup	X
MS/MSD	X
Duplicate	X
Upload Results	X
Client Forms	X
QC Violation Sheet	
Case Narratives	X
Signed Raw Data	X
STD/LCS on benchsheet	X
Check for compliance with method and project specific requirements	X
Check the completeness of reported information	X
Check the information for the report narrative	X
Primary Reviewer	DIH
Secondary Reviewer	
Comments	

Primary Reviewer:
28-DEC-2006

Secondary Reviewer:

Generated: DEC-28-2006 16:23:51

KEMRON Environmental Services
Data Checklist

00047849

Date: 27-DEC-2006
Analyst: DIH
Analyst: NA
Method: TOC
Instrument: TOC
Curve Workgroup: NA
Runlog ID:
Analytical Workgroups: WG230345 WG230346

Calibration/Linearity	1/12/06
Second Source Check	X
ICV/CCV (std)	X
ICB/CCB	X
Blank	X
LCS/LCS Dup	X
MS/MSD	X
Duplicate	X
Upload Results	X
Client Forms	X
QC Violation Sheet	
Case Narratives	X
Signed Raw Data	X
STD/LCS on benchsheet	X
Check for compliance with method and project specific requirements	X
Check the completeness of reported information	X
Check the information for the report narrative	X
Primary Reviewer	DIH
Secondary Reviewer	
Comments	

Primary Reviewer:
28-DEC-2006

Secondary Reviewer:

Generated: DEC-28-2006 16:22:54

KEMRON Environmental Services
HOLDING TIMES
EQUIVALENT TO AFCEE FORM 9

00047850

Analytical Method: 415.1 AAB#: WG230208
Login Number: L0612485

Client ID	Date Collected	Date Received	Date Extracted	Max Hold Time Ext.	Time Held Ext.	Date Analyzed	Max Hold Time Anal	Time Held Anal.	Q
12WW05	12/19/06	12/20/06	12/27/06	28	7.64	12/27/06	28	7.64	
12WW01	12/19/06	12/20/06	12/26/06	28	7.35	12/26/06	28	7.35	
12WW20	12/19/06	12/20/06	12/26/06	28	7.49	12/26/06	28	7.49	

* EXT = SEE PROJECT QAPP REQUIREMENTS
*ANAL = SEE PROJECT QAPP REQUIREMENTS

KEMRON FORMS - Modified 11/20/2006
Version 1.5 PDF File ID: 659704
Report generated 12/28/2006 15:00

KEMRON Environmental Services
HOLDING TIMES
EQUIVALENT TO AFCEE FORM 9

00047851

Analytical Method: 415.1 AAB#: WG230345
Login Number: L0612485

Client ID	Date Collected	Date Received	Date Extracted	Max Hold Time Ext.	Time Held Ext.	Date Analyzed	Max Hold Time Anal	Time Held Anal.	Q
12WW02	12/19/06	12/20/06	12/27/06	28	8.11	12/27/06	28	8.11	
12WW24-QC	12/19/06	12/20/06	12/27/06	28	7.98	12/27/06	28	7.98	
12WW24	12/19/06	12/20/06	12/27/06	28	7.97	12/27/06	28	7.97	

* EXT = SEE PROJECT QAPP REQUIREMENTS
*ANAL = SEE PROJECT QAPP REQUIREMENTS

KEMRON FORMS - Modified 11/20/2006
Version 1.5 PDF File ID: 659704
Report generated 12/28/2006 15:00

KEMRON Environmental Services

METHOD BLANK SUMMARY 00047852

Login Number: L0612485
Blank File ID: TC12-26-2006.33
Prep Date: 12/26/06 21:53
Analyzed Date: 12/26/06 21:53
Analyst: DIH

Work Group: WG230208
Blank Sample ID: WG230208-01
Instrument ID: TOC-VWP
Method: 415.1

This Method Blank Applies To The Following Samples:

Client ID	Lab Sample ID	Lab File ID	Time Analyzed	TAG
LCS	WG230208-02	TC12-26-2006.34	12/26/06 22:06	01
LCS2	WG230208-03	TC12-26-2006.35	12/26/06 22:18	01
12WW01	L0612485-01	TC12-26-2006.36	12/26/06 22:34	01
12WW01	L0612485-01	TC12-26-2006.36	12/26/06 22:34	01
12WW20	L0612485-03	TC12-26-2006.38	12/26/06 23:07	01
12WW20	L0612485-03	TC12-26-2006.38	12/26/06 23:07	01
12WW05	L0612485-05	TC12-26-2006.42	12/27/06 00:02	01
12WW05	L0612485-05	TC12-26-2006.42	12/27/06 00:02	01
DUP	WG230208-05	TC12-26-2006.54	12/27/06 02:43	01

KEMRON Environmental Services

METHOD BLANK SUMMARY 00047853

Login Number: L0612485
Blank File ID: TC12-27-2006.04
Prep Date: 12/27/06 11:59
Analyzed Date: 12/27/06 11:59
Analyst: DIH

Work Group: WG230345
Blank Sample ID: WG230345-01
Instrument ID: TOC-VWP
Method: 415.1

This Method Blank Applies To The Following Samples:

Client ID	Lab Sample ID	Lab File ID	Time Analyzed	TAG
LCS	WG230345-02	TC12-27-2006.05	12/27/06 12:12	01
LCS2	WG230345-03	TC12-27-2006.06	12/27/06 12:25	01
12WW02	L0612485-02	TC12-27-2006.07	12/27/06 12:39	DL01
12WW02	L0612485-02	TC12-27-2006.07	12/27/06 12:39	DL01
12WW24	L0612485-04	TC12-27-2006.08	12/27/06 12:55	DL01
12WW24	L0612485-04	TC12-27-2006.08	12/27/06 12:55	DL01
12WW24-QC	L0612485-06	TC12-27-2006.09	12/27/06 13:10	DL01
12WW24-QC	L0612485-06	TC12-27-2006.09	12/27/06 13:10	DL01
DUP	WG230345-05	TC12-27-2006.31	12/27/06 18:26	01

KEMRON Environmental Services

METHOD BLANK REPORT

00047854

Login Number: L0612485 Prep Date: 12/26/06 21:53 Sample ID: WG230208-01
Instrument ID: TOC-VWP Run Date: 12/26/06 21:53 Prep Method: 415.1
File ID: TC12-26-2006.33 Analyst: DIH Method: 415.1
Workgroup (AAB#): WG230208 Matrix: Water Units: mg/L
Contract #: DACA56-94-D-0020 Cal ID: TOC-VW-12-JAN-06

Analytes	SQL	PQL	Concentration	Dilution	Qualifier
Total Organic Carbon	0.500	1.00	0.500	1	U

MDL Method Detection Limit
RL Reporting/quantitation Limit

* Analyte concentration > RL

KEMRON FORMS - Modified 12/07/2006
Version 1.5 PDF File ID: 659706
Report generated 12/28/2006 15:00

KEMRON Environmental Services

METHOD BLANK REPORT

00047855

Login Number: L0612485 Prep Date: 12/27/06 11:59 Sample ID: WG230345-01
Instrument ID: TOC-VWP Run Date: 12/27/06 11:59 Prep Method: 415.1
File ID: TC12-27-2006.04 Analyst: DIH Method: 415.1
Workgroup (AAB#): WG230345 Matrix: Water Units: mg/L
Contract #: DACA56-94-D-0020 Cal ID: TOC-VW-12-JAN-06

Analytes	SQL	PQL	Concentration	Dilution	Qualifier
Total Organic Carbon	0.500	1.00	0.500	1	U

MDL Method Detection Limit
RL Reporting/quantitation Limit

* Analyte concentration > RL

KEMRON FORMS - Modified 12/07/2006
Version 1.5 PDF File ID: 659706
Report generated 12/28/2006 15:00

KEMRON Environmental Services

LABORATORY CONTROL SAMPLE (LCS)

00047856

Login Number: L0612485 Analyst: DIH Prep Method: 415.1
Instrument ID: TOC-VWP Matrix: Water Method: 415.1
Workgroup (AAB#): WG230208 Units: mg/L
Sample ID: WG230208-02 LCS File ID: TC12-26-2006.34 Run Date: 12/26/2006 22:06
Sample ID: WG230208-03 LCS2 File ID: TC12-26-2006.35 Run Date: 12/26/2006 22:18

Analytes	LCS			LCS2			%RPD	%Rec Limits	RPD Lmt	Q
	Known	Found	% REC	Known	Found	% REC				
Total Organic Carbon	25.0	25.5	102	25.0	25.3	101	0.786	85 - 115	15	

KEMRON FORMS - Modified 07/13/2006
Version 1.5 PDF File ID: 659707
Report generated 12/28/2006 15:00

KEMRON Environmental Services

LABORATORY CONTROL SAMPLE (LCS)

00047857

Login Number: L0612485 Analyst: DIH Prep Method: 415.1
Instrument ID: TOC-VWP Matrix: Water Method: 415.1
Workgroup (AAB#): WG230345 Units: mg/L
Sample ID: WG230345-02 LCS File ID: TC12-27-2006.05 Run Date: 12/27/2006 12:12
Sample ID: WG230345-03 LCS2 File ID: TC12-27-2006.06 Run Date: 12/27/2006 12:25

Analytes	LCS			LCS2			%RPD	%Rec Limits	RPD Lmt	Q
	Known	Found	% REC	Known	Found	% REC				
Total Organic Carbon	25.0	24.7	98.6	25.0	25.4	101	2.80	85 - 115	15	

KEMRON FORMS - Modified 07/13/2006
Version 1.5 PDF File ID: 659707
Report generated 12/28/2006 15:00

00047858

Shaw® Shaw Environmental, Inc.

3010 Briarpark Drive, Suite 4N
Houston, TX 77042 (713) 996-4400

CHAIN-OF-CUSTODY

No. 10485

Laboratory Name: Kemron Address: 156 Starlite Drive Marietta Ohio 45750 Contact: Stephanie Massberg (740) 373-4071

Project Name: LNAAP Project Location: Karnack Tx

Project No.: 845714.0483901 Project Contact: Allen Willmore Project Telephone No.: (713) 247-9292

Point of contact: Diane Meyer Telephone No.: (713) 996-4408

Project Manager/Supervisor: Praveen Srivastav

Item No.	Sample Number	Date	Time	Comp	Grab	Matrix	Sample Description, Location	Number of Containers	VOC 8260	D-Gases	TOC	Anions				Remarks
1	12WW01	12/19	1415		✓	W	12WW01	8	3	3	1	1				
2	12WW02	12/19	1005		✓	W	12WW02	8	3	3	1	1				
3	12WW20	12/19	1125		✓	W	12WW20	8	3	3	1	1				
4	~~12WW21~~	12/18	1515			W	~~12WW21~~	~~8~~	~~3~~	~~3~~	~~1~~	~~1~~				Same Not Sent
5	12WW24	12/19	1335		✓	W	12WW24	8	3	3	1	1				
6	12WW05	12/19	0845		✓	W	12WW05	8	3	3	1	1				
7	12WW24-QC	12/19	1335		✓	W	12WW24	8	3	3	1	1				
8	29WW40	12/19	1530		✓	W	29WW40	3	3							
9																
10																

Transfers Relinquished By (Signature)	Date/Time	Transfers Accepted By (Signature)	Date/Time
[signature]	1700 12-19-06	UPS	1700 12-19-06
		UPS	
		Laboratory [signature]	12/20/06 0100

Special Instructions: CC dated Sp intact Cooler Temp 2 bg

FedEx Airbill No.: 1Z66V7250198794856

Sampler's Signature: [signature]

TAT: ____ Standard ____ Rush Due: ____ Seals Intact? ____ Y ____ N Received Good Condition ____ Y ____ N ____ Cold

White - Lab Copy Canary - Field Copy Pink - File Copy

SAMPLE RECEIPT FORM

1100

00047859

156 STARLITE DRIVE
MARIETTA, OH
45750
(740) 373-4071

Date: 12-20-06 Client: SHAW-TX

Shipped By: ( ) Fed-Ex (✓) UPS ( ) DHL ( ) KEMRON ( ) Client ( ) Other

Opened By: BLG

Logged By: BLG Login # L06 12485

IR Temp Gun: ( ) D (✓) G

COOLER INFORMATION

Number	Cooler ID	Temp °C	Airbill#	COC#	Other
1	116	2	1Z66V7250198794856		
2					
3					
4					
5					
6					

Were all coolers sealed?	Y	N	N/A
Were custody seals used on all coolers?	Y	N	N/A
Were custody seals intact?	Y	N	N/A
Was visible ice present?	Y	N	N/A
Were all coolers in the temperature range of 2-6C? (>6C*)	Y	N	N/A
Were the samples frozen?*	Y	N	N/A
Were COC papers provided?	Y	N	N/A
Were all sample containers intact?*	Y	N	N/A
Were all sample labels intact?	Y	N	N/A
Were all sample labels legible?*	Y	N	N/A
Did all sample labels match the COC?*	Y	N	N/A
Was the label information complete?*	Y	N	N/A
Were the correct containers used?*	Y	N	N/A
Were the correct preservatives added to water samples?*	Y	N	N/A
Was the pH tested on preserved water samples?	Y	N	N/A
Were pH ranges acceptable?*	Y	N	N/A
Was sufficient amount of sample provided?*	Y	N	N/A
Were bubbles present in VOA samples?*	Y	N	N/A
Were COC's signed and dated?	Y	N	N/A
Did samples arrive before hold time expired?*	Y	N	N/A
Are discrepancy forms attached?	Y	N	N/A

** Requires a discrepancy form*

Comments:

CRF #1
Revised 8/22/03

KEMRON Environmental Services
Internal Chain of Custody Report

00047860

Login: L0612485
Account: 2773
Project: 2773.025
Samples: 7
Due Date: 29-DEC-2006

Samplenum	Container ID	Products
L0612485-02	307590	826-SPE

Bottle: 1

Seq.	Purpose	From	To	Date/Time	Accept	Relinquish
1	LOGIN			20-DEC-2006 12:24	BRG	
2	ANALYZ	V1	ORG4	21-DEC-2006 11:54	FJB	JKT

Bottle: 2

Seq.	Purpose	From	To	Date/Time	Accept	Relinquish
1	LOGIN			20-DEC-2006 12:24	BRG	
2	ANALYZ	V1	ORG4	21-DEC-2006 11:54	FJB	JKT

Bottle: 3

Seq.	Purpose	From	To	Date/Time	Accept	Relinquish
1	LOGIN			20-DEC-2006 12:24	BRG	
2	ANALYZ	V1	ORG4	21-DEC-2006 11:54	FJB	JKT

Samplenum	Container ID	Products
L0612485-02	307591	RSK175

Bottle: 1

Seq.	Purpose	From	To	Date/Time	Accept	Relinquish
1	LOGIN			20-DEC-2006 12:24	BRG	
2	ANALYZ	V1	ORG4	20-DEC-2006 14:32	JLS	JS

Bottle: 2

Seq.	Purpose	From	To	Date/Time	Accept	Relinquish
1	LOGIN			20-DEC-2006 12:24	BRG	
2	ANALYZ	V1	ORG4	20-DEC-2006 14:32	JLS	JS

Bottle: 3

Seq.	Purpose	From	To	Date/Time	Accept	Relinquish
1	LOGIN			20-DEC-2006 12:24	BRG	
2	ANALYZ	V1	ORG4	20-DEC-2006 14:32	JLS	JS

Samplenum	Container ID	Products
L0612485-04	307600	TIC TOC

Bottle: 1

Seq.	Purpose	From	To	Date/Time	Accept	Relinquish
1	LOGIN			20-DEC-2006 12:24	BRG	
2	ANALYZ	W1	WET	26-DEC-2006 13:38	DIH	BRG
3	STORE	WET	A1	02-JAN-2007 07:47	JS	DIH

KEMRON Environmental Services
Internal Chain of Custody Report

00047861

Login: L0612485
Account: 2773
Project: 2773.025
Samples: 7
Due Date: 29-DEC-2006

Samplenum	Container ID	Products
L0612485-05	307601	300

Bottle: 1

Seq.	Purpose	From	To	Date/Time	Accept	Relinquish
1	LOGIN			20-DEC-2006 12:24	BRG	
2	ANALYZ	L1	WET	20-DEC-2006 12:29	DSF	BRG
3	STORE	WET	A1	21-DEC-2006 09:40	JKT	DSF

Samplenum	Container ID	Products
L0612485-03	307593	300

Bottle: 1

Seq.	Purpose	From	To	Date/Time	Accept	Relinquish
1	LOGIN			20-DEC-2006 12:24	BRG	
2	ANALYZ	L1	WET	20-DEC-2006 12:29	DSF	BRG
3	STORE	WET	A1	21-DEC-2006 09:40	JKT	DSF

Samplenum	Container ID	Products
L0612485-02	307589	300

Bottle: 1

Seq.	Purpose	From	To	Date/Time	Accept	Relinquish
1	LOGIN			20-DEC-2006 12:24	BRG	
2	ANALYZ	L1	WET	20-DEC-2006 12:29	DSF	BRG
3	STORE	WET	A1	21-DEC-2006 09:40	JKT	DSF
4	ANALYZ	A1	WET	27-DEC-2006 10:19	DIH	JS
5	STORE	WET	A1	02-JAN-2007 07:47	JS	DIH

Samplenum	Container ID	Products
L0612485-01	307585	300

Bottle: 1

Seq.	Purpose	From	To	Date/Time	Accept	Relinquish
1	LOGIN			20-DEC-2006 12:24	BRG	
2	ANALYZ	L1	WET	20-DEC-2006 12:29	DSF	BRG
3	STORE	WET	A1	21-DEC-2006 09:40	JKT	DSF

KEMRON Environmental Services
Internal Chain of Custody Report

00047862

Login: L0612485
Account: 2773
Project: 2773.025
Samples: 7
Due Date: 29-DEC-2006

Samplenum	Container ID	Products
L0612485-01	307587	RSK175

Bottle: 1

Seq.	Purpose	From	To	Date/Time	Accept	Relinquish
1	LOGIN			20-DEC-2006 12:24	BRG	
2	ANALYZ	V1	ORG4	20-DEC-2006 14:32	JLS	JS

Bottle: 2

Seq.	Purpose	From	To	Date/Time	Accept	Relinquish
1	LOGIN			20-DEC-2006 12:24	BRG	
2	ANALYZ	V1	ORG4	20-DEC-2006 14:32	JLS	JS

Bottle: 3

Seq.	Purpose	From	To	Date/Time	Accept	Relinquish
1	LOGIN			20-DEC-2006 12:24	BRG	
2	ANALYZ	V1	ORG4	20-DEC-2006 14:32	JLS	JS

Samplenum	Container ID	Products
L0612485-05	307604	TIC TOC

Bottle: 1

Seq.	Purpose	From	To	Date/Time	Accept	Relinquish
1	LOGIN			20-DEC-2006 12:24	BRG	
2	ANALYZ	W1	WET	26-DEC-2006 13:38	DIH	BRG
3	STORE	WET	A1	27-DEC-2006 07:21	BRG	DIH

Samplenum	Container ID	Products
L0612485-06	307606	826-SPE

Bottle: 1

Seq.	Purpose	From	To	Date/Time	Accept	Relinquish
1	LOGIN			20-DEC-2006 12:24	BRG	
2	ANALYZ	V1	ORG4	21-DEC-2006 11:55	FJB	JKT

Bottle: 2

Seq.	Purpose	From	To	Date/Time	Accept	Relinquish
1	LOGIN			20-DEC-2006 12:24	BRG	
2	ANALYZ	V1	ORG4	21-DEC-2006 11:55	FJB	JKT

Bottle: 3

Seq.	Purpose	From	To	Date/Time	Accept	Relinquish
1	LOGIN			20-DEC-2006 12:24	BRG	
2	ANALYZ	V1	ORG4	21-DEC-2006 11:55	FJB	JKT

KEMRON Environmental Services
Internal Chain of Custody Report

00047863

Login: L0612485
Account: 2773
Project: 2773.025
Samples: 7
Due Date: 29-DEC-2006

Samplenum	Container ID	Products
L0612485-02	307592	TIC TOC

Bottle: 1

Seq.	Purpose	From	To	Date/Time	Accept	Relinquish
1	LOGIN			20-DEC-2006 12:24	BRG	
2	ANALYZ	W1	WET	26-DEC-2006 13:38	DIH	BRG
3	STORE	WET	A1	27-DEC-2006 07:21	BRG	DIH

Samplenum	Container ID	Products
L0612485-03	307596	TIC TOC

Bottle: 1

Seq.	Purpose	From	To	Date/Time	Accept	Relinquish
1	LOGIN			20-DEC-2006 12:24	BRG	
2	ANALYZ	W1	WET	26-DEC-2006 13:38	DIH	BRG
3	STORE	WET	A1	27-DEC-2006 07:21	BRG	DIH

Samplenum	Container ID	Products
L0612485-06	307607	RSK175

Bottle: 1

Seq.	Purpose	From	To	Date/Time	Accept	Relinquish
1	LOGIN			20-DEC-2006 12:24	BRG	
2	ANALYZ	V1	ORG4	20-DEC-2006 14:32	JLS	JS

Bottle: 2

Seq.	Purpose	From	To	Date/Time	Accept	Relinquish
1	LOGIN			20-DEC-2006 12:24	BRG	
2	ANALYZ	V1	ORG4	20-DEC-2006 14:32	JLS	JS

Bottle: 3

Seq.	Purpose	From	To	Date/Time	Accept	Relinquish
1	LOGIN			20-DEC-2006 12:24	BRG	
2	ANALYZ	V1	ORG4	20-DEC-2006 14:32	JLS	JS

Samplenum	Container ID	Products
L0612485-06	307605	300

Bottle: 1

Seq.	Purpose	From	To	Date/Time	Accept	Relinquish
1	LOGIN			20-DEC-2006 12:24	BRG	
2	ANALYZ	L1	WET	20-DEC-2006 12:29	DSF	BRG
3	STORE	WET	A1	21-DEC-2006 09:40	JKT	DSF

KEMRON Environmental Services
Internal Chain of Custody Report

00047864

Login: L0612485
Account: 2773
Project: 2773.025
Samples: 7
Due Date: 29-DEC-2006

Samplenum	Container ID	Products
L0612485-07	307609	826-SPE

Bottle: 1

Seq.	Purpose	From	To	Date/Time	Accept	Relinquish
1	LOGIN			20-DEC-2006 12:24	BRG	
2	ANALYZ	V1	ORG4	21-DEC-2006 11:55	FJB	JKT

Bottle: 2

Seq.	Purpose	From	To	Date/Time	Accept	Relinquish
1	LOGIN			20-DEC-2006 12:24	BRG	
2	ANALYZ	V1	ORG4	21-DEC-2006 11:55	FJB	JKT

Bottle: 3

Seq.	Purpose	From	To	Date/Time	Accept	Relinquish
1	LOGIN			20-DEC-2006 12:24	BRG	
2	ANALYZ	V1	ORG4	21-DEC-2006 11:55	FJB	JKT

Samplenum	Container ID	Products
L0612485-04	307599	RSK175

Bottle: 1

Seq.	Purpose	From	To	Date/Time	Accept	Relinquish
1	LOGIN			20-DEC-2006 12:24	BRG	
2	ANALYZ	V1	ORG4	20-DEC-2006 14:32	JLS	JS

Bottle: 2

Seq.	Purpose	From	To	Date/Time	Accept	Relinquish
1	LOGIN			20-DEC-2006 12:24	BRG	
2	ANALYZ	V1	ORG4	20-DEC-2006 14:32	JLS	JS

Bottle: 3

Seq.	Purpose	From	To	Date/Time	Accept	Relinquish
1	LOGIN			20-DEC-2006 12:24	BRG	
2	ANALYZ	V1	ORG4	20-DEC-2006 14:32	JLS	JS

Samplenum	Container ID	Products
L0612485-06	307608	TIC TOC

Bottle: 1

Seq.	Purpose	From	To	Date/Time	Accept	Relinquish
1	LOGIN			20-DEC-2006 12:24	BRG	
2	ANALYZ	W1	WET	26-DEC-2006 13:38	DIH	BRG
3	STORE	WET	A1	02-JAN-2007 07:47	JS	DIH

KEMRON Environmental Services
Internal Chain of Custody Report

00047865

Login: L0612485
Account: 2773
Project: 2773.025
Samples: 7
Due Date: 29-DEC-2006

Samplenum	Container ID	Products
L0612485-04	307597	300

Bottle: 1

Seq.	Purpose	From	To	Date/Time	Accept	Relinquish
1	LOGIN			20-DEC-2006 12:24	BRG	
2	ANALYZ	L1	WET	20-DEC-2006 12:29	DSF	BRG
3	STORE	WET	A1	21-DEC-2006 09:40	JKT	DSF

Samplenum	Container ID	Products
L0612485-01	307586	826-SPE

Bottle: 1

Seq.	Purpose	From	To	Date/Time	Accept	Relinquish
1	LOGIN			20-DEC-2006 12:24	BRG	
2	ANALYZ	V1	ORG4	21-DEC-2006 11:54	FJB	JKT

Bottle: 2

Seq.	Purpose	From	To	Date/Time	Accept	Relinquish
1	LOGIN			20-DEC-2006 12:24	BRG	
2	ANALYZ	V1	ORG4	21-DEC-2006 11:54	FJB	JKT

Bottle: 3

Seq.	Purpose	From	To	Date/Time	Accept	Relinquish
1	LOGIN			20-DEC-2006 12:24	BRG	
2	ANALYZ	V1	ORG4	21-DEC-2006 11:54	FJB	JKT

Samplenum	Container ID	Products
L0612485-03	307594	826-SPE

Bottle: 1

Seq.	Purpose	From	To	Date/Time	Accept	Relinquish
1	LOGIN			20-DEC-2006 12:24	BRG	
2	ANALYZ	V1	ORG4	21-DEC-2006 11:54	FJB	JKT

Bottle: 2

Seq.	Purpose	From	To	Date/Time	Accept	Relinquish
1	LOGIN			20-DEC-2006 12:24	BRG	
2	ANALYZ	V1	ORG4	21-DEC-2006 11:54	FJB	JKT

Bottle: 3

Seq.	Purpose	From	To	Date/Time	Accept	Relinquish
1	LOGIN			20-DEC-2006 12:24	BRG	
2	ANALYZ	V1	ORG4	21-DEC-2006 11:54	FJB	JKT

KEMRON Environmental Services
Internal Chain of Custody Report

00047866

Login: L0612485
Account: 2773
Project: 2773.025
Samples: 7
Due Date: 29-DEC-2006

Samplenum	Container ID	Products
L0612485-04	307598	826-SPE

Bottle: 1

Seq.	Purpose	From	To	Date/Time	Accept	Relinquish
1	LOGIN			20-DEC-2006 12:24	BRG	
2	ANALYZ	V1	ORG4	21-DEC-2006 11:54	FJB	JKT

Bottle: 2

Seq.	Purpose	From	To	Date/Time	Accept	Relinquish
1	LOGIN			20-DEC-2006 12:24	BRG	
2	ANALYZ	V1	ORG4	21-DEC-2006 11:54	FJB	JKT

Bottle: 3

Seq.	Purpose	From	To	Date/Time	Accept	Relinquish
1	LOGIN			20-DEC-2006 12:24	BRG	
2	ANALYZ	V1	ORG4	21-DEC-2006 11:54	FJB	JKT

Samplenum	Container ID	Products
L0612485-01	307588	TIC TOC

Bottle: 1

Seq.	Purpose	From	To	Date/Time	Accept	Relinquish
1	LOGIN			20-DEC-2006 12:24	BRG	
2	ANALYZ	W1	WET	26-DEC-2006 13:38	DIH	BRG
3	STORE	WET	A1	27-DEC-2006 07:21	BRG	DIH

Samplenum	Container ID	Products
L0612485-03	307595	RSK175

Bottle: 1

Seq.	Purpose	From	To	Date/Time	Accept	Relinquish
1	LOGIN			20-DEC-2006 12:24	BRG	
2	ANALYZ	V1	ORG4	20-DEC-2006 14:32	JLS	JS

Bottle: 2

Seq.	Purpose	From	To	Date/Time	Accept	Relinquish
1	LOGIN			20-DEC-2006 12:24	BRG	
2	ANALYZ	V1	ORG4	20-DEC-2006 14:32	JLS	JS

Bottle: 3

Seq.	Purpose	From	To	Date/Time	Accept	Relinquish
1	LOGIN			20-DEC-2006 12:24	BRG	
2	ANALYZ	V1	ORG4	20-DEC-2006 14:32	JLS	JS

KEMRON Environmental Services
Internal Chain of Custody Report

00047867

Login: L0612485
Account: 2773
Project: 2773.025
Samples: 7
Due Date: 29-DEC-2006

Samplenum	Container ID	Products
L0612485-05	307602	826-SPE

Bottle: 1

Seq.	Purpose	From	To	Date/Time	Accept	Relinquish
1	LOGIN			20-DEC-2006 12:24	BRG	
2	ANALYZ	V1	ORG4	21-DEC-2006 11:54	FJB	JKT

Bottle: 2

Seq.	Purpose	From	To	Date/Time	Accept	Relinquish
1	LOGIN			20-DEC-2006 12:24	BRG	
2	ANALYZ	V1	ORG4	21-DEC-2006 11:54	FJB	JKT

Bottle: 3

Seq.	Purpose	From	To	Date/Time	Accept	Relinquish
1	LOGIN			20-DEC-2006 12:24	BRG	
2	ANALYZ	V1	ORG4	21-DEC-2006 11:55	FJB	JKT

Samplenum	Container ID	Products
L0612485-05	307603	RSK175

Bottle: 1

Seq.	Purpose	From	To	Date/Time	Accept	Relinquish
1	LOGIN			20-DEC-2006 12:24	BRG	
2	ANALYZ	V1	ORG4	20-DEC-2006 14:32	JLS	JS

Bottle: 2

Seq.	Purpose	From	To	Date/Time	Accept	Relinquish
1	LOGIN			20-DEC-2006 12:24	BRG	
2	ANALYZ	V1	ORG4	20-DEC-2006 14:32	JLS	JS

Bottle: 3

Seq.	Purpose	From	To	Date/Time	Accept	Relinquish
1	LOGIN			20-DEC-2006 12:24	BRG	
2	ANALYZ	V1	ORG4	20-DEC-2006 14:32	JLS	JS

Shaw Environmental, Inc.

Subject: **Draft Final Minutes, Monthly Managers Meeting, Longhorn Army Ammunition Plant (LHAAP)**

Location of Meeting: USFWS office at Longhorn

Date of Meeting: **June 12, 2007, 2:30 PM – 4:30 PM**

Meeting Participants:

BRAC:	Rose M. Zeiler
USACE-Tulsa:	John Lambert, Cliff Murray
USAEC	Jeff Armstrong
Shaw Environmental:	Dave Cobb, Praveen Srivastav, John Elliott
USEPA Region 6:	Steve Tzhone, Scott Harris
TCEQ:	Fay Duke, Dale Vodak
USFWS:	Paul Bruckwicki, Mark Williams
USGS:	Kent Becher

Action Items from April 2007 Manager's Meeting

Shaw

- **Will send any relevant information if found regarding dilution factors for LHAAP-16 to TCEQ** – Completed
- **Provide requested information to Phil Harte with USGS –** completed
- **The contingency language provided for the LUC deed recordation will be sent to Fay Duke tomorrow (May 23, 2007) -** Completed
- **Call among the modelers will be initiated between June 11 and 13, 2007** – Postponed because Shaw's modeler out.

EPA

- **Steve Tzhone will check status on several reports currently in review** – completed. Status provided during weekly call.

USGS

- **USGS will provide a copy of the database they are developing at next months' meeting –** Completed. Copies of the database on DVD were distributed.

TCEQ

- **More clarification is needed regarding how Standard 3 MSC equations are to be used** - pending

Defense Environmental Restoration Program (DERP) PBC Update (Dave Cobb/Praveen Srivastav)

Dave Cobb briefly went over the highlights on the document status table.

BERA. Dave Cobb indicated that the response to comments on the BERA were in Army's review and will be transmitted to the regulators by Friday, June 15. The comment resolution meeting is planned for June 22 in Austin.

LHAAP-18/24. Fay Duke asked what the purpose of the optimization plan was. Praveen Srivastav and Dave Cobb explained that the Shaw intends to conduct a pilot study for the optimization of the extraction system. If successful, the optimization will form the final remedy for the site, to be formalized by a ROD. Shaw did not intend the document to be reviewed by the regulators, instead it was provided for information only because the optimization is not a significant change from the original remedy. Fay Duke thought that any design changes had to be approved by the regulators, however, she later added that Shaw should retract the document if it did not seek comments from TCEQ. Steve Tzhone indicated that he would check with Chris Villarreal to see if EPA needs to review the document.

LHAAP-16. Praveen Srivastav indicated that Shaw intends to proceed with the installation of two wells at LHAAP-16 that will be used to monitor the plume when the extraction system is turned off to evaluate MNA. The only outstanding issue is that of a human health action level for perchlorate, other than the drinking water MSC, that can be used to monitor discharge to Harrison Bayou. Praveen Srivastav indicated that a level of 2,800 ug/L for recreational use is available from Oak Ridge National Lab. He would send a link to the website to Fay Duke. She asked what Shaw intended to do with the groundwater to surface water transport model. Praveen Srivastav indicated that Shaw did not plan to use a model for site LHAAP-16, instead real monitoring data will be used. Fay Duke stated that Shaw will eventually need a model to project the time to MCL for the MNA remedy. She stated that Shaw should use actual degradation rates based on historical data, instead of literature values, and use simple calculation, instead of complicated models. Praveen Srivastav pointed out that AT123D is in fact an equation and not a model as such. Praveen Srivastav indicated that a numerical model, requested by the regulators in the past, would be excessive considering the objective. He further requested that TCEQ provide information to Shaw relative to an analytical model or calculation preferred by TCEQ since the agency continues to have problems with the modeling done using AT123D. Fay said that she will check with Chuck Stone and get back to Shaw regarding a simplified model or calculation that can be used to calculate time to MCL if MNA is the remedy at a site.

GWTP. The treatment plant was shut down during the week of June 11 for repairs to the Catox unit and refurbishing of the fluidized bed reactor.

Status of Site Evaluation Report, LHAAP-06, -07, -51, -55, -64, -66, -68. The SPLP data is in from the laboratory for the Draft Final Site Evaluation report. The data for site LHAAP-03 is also in and will be provided to the Army for review and then submitted to the regulators for review. Eventually, site LHAAP-03 will be rolled up into the large report mentioned above.

5-Year Review. Steve Tzhone indicated that the 5-year review is important to his management. He asked that the review be conducted in a manner so that the final report is ready by end of September 2007 after all the reviews. He requested a draft report by mid-August, 2007 to leave enough time for regulatory review and comment resolution. Dave said that Shaw will arrange for the review to be done mid-July to accommodate EPA's request for a draft by mid-August. Shaw will provide the dates to the regulators as soon as possible.

Defense Environmental Restoration Program (DERP) TERC Update (Praveen Srivastav/John Elliott)

Jeff Armstrong mentioned that funds for the rate adjustment are approved and a modification will be issued soon.

John Elliott discussed the highlights of the Document Status Table. Rose Zeiler indicated that 10 wells at sites LHAAP-48/53 with stainless casings will be abandoned in near future.

MMRP Update

John Lambert informed the team that the EE/CA was submitted to regulators in mid-May, 2007 and their review is complete. The MMRP contractor, CAPE, is developing responses to regulatory comments and will summarize their findings during the RAB meeting in the evening. An action memorandum is expected by the end of June, 2007.

Transfer Update

ECOP IV
Rose Zeiler indicated that USFWS will take approximately 639 acres in the production area under ECOP IV.

ECOP V
This document is in BRAC review.

Pits and Hazards.
Rose Zeiler had a meeting with the representatives of Fort Worth District Corps of Engineers earlier in the day. They are finalizing details for the task and contractor mobilization is expected on June 18, 2007.

Utility Easement
Rose Zeiler informed that the easement is being worked out by the Army with SWEPCO and FWS.

Powerhouse Demolition
Rose Zeiler has made request for funds for scoping.

Next Meeting
Next monthly manager's meeting is scheduled for July 17, 2007 at 1:00 PM by teleconference.

Meeting Adjourned

Action Items:

Shaw

- Shaw to provide BERA response to comments to regulators by Friday, June 15
- Shaw to provide regulators a schedule for 5-year review.
- Shaw to provide regulators a link to Oak Ridge National Lab's website for perchlorate action levels

TCEQ

- More clarification is needed regarding how Standard 3 MSC equations are to be used
- Fay Duke will check with TCEQ's Chuck Stone for a model or calculation that can be used to project time to MCL for sites with MNA as a remedy

Army

- Provide MMRP action memorandum to regulators by end of June 2007

Technical Document Status Table
TERC Task Order N0. 0109
Longhorn Army Ammunition Plant

No.	Site	Documents in Progress	Draft Document				Draft Final Document									Final Document
			Draft Submittal Date	Army Comments	Shaw RTC	Comment Resolution	Draft Final Submittal Date	AEC Comments	EPA Comments	TCEQ Comments	Shaw RTC	Army Comments	Comment Resolution	Army forward RTC to TCEQ & EPA	Comment Resolution	Final Submittal Date
1	LHAAP-12	Remedial Design Addendum, Rev 03, LHAAP-12	07/14/06	08/11/06			08/17/06	None Required	09/05/06	03/15/07	04/12/07	RMZ 04/23/07 USACE 04/23/07	04/23/07	05/03/07	TCEQ 05/21/07 EPA 05/11/07	**06/21/07**
3	LHAAP-12	Results of Modeling for Natural Attenuation of TCE, LHAAP-12					05/02/06	None Required	03/27/07	3/12/2007 & 03/26/07	04/19/07	RMZ 04/23/07 USACE 04/23/07 RMZ 05/02/07 Army 05/10/07 RMZ 05/18/07	05/18/07	05/18/07	TCEQ 05/21/07 EPA 05/21/07	06/07/07
4	LHAAP-32	Proposed Plan, LHAAP-32					07/21/06	08/25/06	09/05/06	09/12/06	09/19/06			11/21/06	TCEQ 12/07/06 EPA 01/26/07	
5		Evaluation of Perimeter Well Data for use as Groundwater Background					03/07/06	None Required	04/19/06	10/24/06	11/07/06	RMZ 11/07/2006 USACE 11/20/06	11/20/06	11/21/06	TCEQ 12/07/06 EPA 02/21/07	06/14/07
8	LHAAP-48/53	Revised Proposed Plan, LHAAP-48/53	09/25/06	10/31/06	11/14/06	01/12/07	04/09/07	USACHPPM 04/25/07 OC 05/15/07	6/12/07 via USACE	04/27/07	**06/27/07**					
9	LHAAP-37/67	Proposed Plan, LHAAP-37/67	05/02/06	05/24/06	06/06/06	06/22/06	07/18/06	08/25/06	09/05/06	09/20/06	10/19/06	10/31/06	11/07/06	11/21/06	TCEQ 04/27/07 EPA 02/21/07	**07/03/07**
10	LHAAP-37/67	Natural Attenuation Modeling Report, LHAAP-37/67	09/22/06	10/13/06	10/27/06	10/31/06	11/14/06		05/01/07	04/27/07	05/17/07	05/18/07	05/18/07	05/18/07	TCEQ 06/12/07 EPA 05/1/07	**07/12/07**
11	LHAAP-08	Proposed Plan, LHAAP-08	05/01/06	05/24/06			07/07/06	08/25/06	08/21/06	09/20/06	09/29/06			11/21/06	TCEQ 12/07/06 EPA 02/21/07	
12	LHAAP-59	Site Investigation Report, LHAAP-59	11/02/06	11/07/06	11/09/06	11/15/06	11/21/06	None Required	03/20/07	01/11/2007, 03/20/07, & 03/22/07	04/02/07	RMZ 04/12/07 USACE 04/11/07	04/12/07	04/25/07	TCEQ _____ EPA 04/30/07	
13	LHAAP-12/37/67	Natural Attenuation Evaluation, LHAAP-12/37/67	10/31/06	11/30/06	12/08/06	12/08/06	12/15/06	None Required	04/09/07	04/27/07	05/14/07	05/17/07	05/18/07	05/18/07	TCEQ 05/21/07 EPA 05/21/07	**06/19/07**
14	LHAAP-12/37/67	Memorandum regarding MNA Evaluation, LHAAP-12, 37, & 67	02/15/07	02/16/07	02/16/07	02/16/07	02/16/07		03/26/07	04/27/07	05/14/07	05/17/07	05/18/07	05/18/07	TCEQ 05/21/07 EPA 05/21/07	

Shaw Forecasted Submittal Date | Shaw Action Item | Army Action Item | EPA & TCEQ Action Item | Current Action item

Shaw Environmental, Inc.

Status of Technical Documents – 4 week look ahead
Longhorn Army Ammunition Plant – PBC Contract
June 12, 2007

No.	Documents in Progress	Submittal Date	Army	Regulator	Comments Due from USACE/ Regulators	Comment Resolution	Status	On Stakeholder's Portal?	Remarks
	ERA								
1	Draft Final Step 3 report (Vol I of BERA)	1/16/07	x		6/12/07		Under regulatory review. Regulator not issuing comments until sees Vol. 2.	x	TCEQ comments received 5/3/07. EPA comments received 5/18/07
2	Draft Final BERA (Vol II of BERA)	3/6/07	x		6/12/07		Responses under Army's review	x	TCEQ comments received 5/3/07. EPA comments received 5/18/07.
	ENVIRONMENTAL								
4	Draft Final SI/Evaluation Report, LHAAP-02	3/30/06		x			Comments rec'd from TCEQ 8/29/06. EPA comments rec'd 5/12/06.	x	Final will be issued when BERA information available.
5	Draft Final Proposed Plan, LHAAP-60	7/7/06		x			Comments rec'd from TCEQ 8/1/06. EPA comments rec'd 8/21/06.	x	Final to be submitted when BERA information available.
7	Draft Final TCRA Memo – LHAAP-04, -49, -50, and Pistol Range	12/6/06	x				On hold. Currently undergoing contractual resolution between Army and Shaw.		
9	Draft Feasibility Study, LHAAP-58	6/1/07	x		6/18/07				No eco risk expected at the site based on Draft Final BERA. Draft FS submitted to the Army. Draft Final to be submitted to the regulators after BERA is finalized.
10	Draft Feasibility Study, LHAAP-17	TBD					On hold pending BERA		Draft versions 80% complete. Draft will be issued when BERA information available.
12	Draft Final Feasibility Study, LHAAP-16	TBD					On hold pending BERA		Decision made to hold DF document until BERA information available based on EPA comments regarding CERCLA process.

Shaw Environmental, Inc.

Status of Technical Documents – 4 week look ahead
Longhorn Army Ammunition Plant – PBC Contract
June 12, 2007

No.	Documents in Progress	Submittal Date	Army	Regulator	Comments Due from USACE/ Regulators	Comment Resolution	Status	On Stakeholder's Portal?	Remarks
13	Draft Final SI Report for LHAAP-06, 07, -51, -55, -64, -66, -68 (combined)	1/11/07		x	2/10/07		In revision	x	EPA comments received 3/8/07. TCEQ comments received 3/23/07 (transmitted to Shaw on 5/16/07 by Army). Document to be revised to reflect changes in standards for comparison and inclusion of SPLP data. Revised version expected to be issued late June 2007.
14	Draft SI Report for LHAAP-35/36	6/30/07 (Army)					In preparation		
17	Draft Final LHAAP-16 MNA Evaluation Proposal	3/2/07		x	4/2/07	EPA comments rec'd 3/28/07, TCEQ comments pending.	In regulatory review	x	TCEQ expressed concerns during several conference calls over the use of dilution factors based on modeling. No formal comments received, although the proposal was discussed during several phone calls.
18	Draft SI Report for LHAAP-03	6/30/07 (Army)	x				In preparation		Will be incorporated into FINAL SI report for sites -06, -07, -51, -55, -64, -66, -68. Revised version expected to be issued late May 2007.
19	Optimization Plan, GWTP	5/31/07		x				x	The plan provided to the regulators for information. No review required.

LONGHORN ARMY AMMUNITION PLANT,

Karnack, Texas

MONTHLY MANAGERS' MEETING

AGENDA

DATE:	Tuesday, 12 June 2007
TIME:	2:30 p.m.
PLACE:	**Army Trailer, Longhorn Army Ammunition Plant (903-79-3192**

Welcome **RMZ**

Review of May 2007 Meeting Minutes and Action Items **RMZ**

Shaw

- Will send any relevant information if found regarding dilution factors for LHAAP-16 to TCEQ.
- Provide requested information to Phil Harte with USGS.
- The contingency language provided for the LUC deed recordation will be sent to Fay Duke tomorrow (May 23, 2007)
- Call among the modelers will be initiated between June 11 and 13, 2007.

EPA

- Steve Tzhone will check status on several reports currently in review.

USGS

- USGS will provide a copy of the database they are developing at next months' meeting.

TCEQ

- More clarification is needed regarding how Standard 3 MSC equations are to be used.

Defense Environmental Restoration Program (DERP) PBC Update **DC/PS**

- Document Status/Environmental Sites (Table)
- BERA RTCs and Meeting in Austin
- LHAAP-18/24 Injection testing/permit
- LHAAP-16 MNA Evaluation and Modeling

DERP Total Environmental Restoration Contract Update **PS/JE**

- Documents Status/Environmental Sites (Table)
- Funding
- Well Abandonment

MMRP Update **JRL**

Transfer Update **RMZ**

- ECOPs IV and V
- Pits and Hazards Abatement
- Utility Easement
- Power House Demolition

00047876

Shaw® Shaw Environmental & Infrastructure, Inc.

A World of **Solutions**™

June 21, 2007 Shaw/TERC 07-042

Mr. Cliff Murray
U.S. Army Corps of Engineers – Tulsa District
1645 South 101st - East Avenue
Tulsa, Oklahoma 74128-4629

RE: **Task Order No. 109**
Total Environmental Restoration Contract (TERC)
Contract No. DACA56-94-D-0020
Environmental Investigation and Remediation at
Longhorn Army Ammunition Plant, Karnack, Texas
Final Remedial Design Addendum Landfill 12 (LHAAP-12), Longhorn Army Ammunition Plant, Karnack, Texas

Dear Mr. Murray:

Shaw Environmental, Inc. is pleased to submit the attached *Final Remedial Design Addendum Landfill 12 (LHAAP-12).* We are also sending copies of the document directly to individuals on the attached project document distribution list.

Please contact me if you have any questions or require additional information.

Sincerely,

Praveen Srivastav, Ph.D., P.G.
Project Manager

3010 BRIARPARK DRIVE, SUITE 400 • HOUSTON, TX 77042
713.996.4400 • 713.996.4401 • THE SHAW GROUP INC.®

Longhorn Distribution List

Member	Agency	Address	Phone No. e-mail address	No. of Copies
Cliff Murray Tulsa District	U.S. Army Corp of Engineers	US Army Corp of Engineers 1645 South 101st – East Avenue Tulsa, Oklahoma 74128-4529	Office: 918-669-7573 Cliff.Murray@SWT03.usace.army.mil	2
Dr. Rose Zeiler	BRAC; Longhorn Site Manager	P.O. Box 220 Ratcliff, AR 72951 727 South Brooklyn Rd Ratcliff, AR 72951	Office: 479-635-0110 rose.zeiler@us.army.mil	1
Jeff Armstrong	Army Environmental Center	Commander USAEC SFIM-AEC-ERA (Attn: Jeff Armstrong) Beal Road Bldg E-4880 APG, MD 21010-5401	Office: 410-436-1516 jeffrey.armstrong@us.army.mil	1
Stephen Tzhone	US Environmental Protection Agency	US Environmental Protection Agency Superfund Division (6SF-AT) 1445 Ross Avenue Dallas, TX 75202-2733	Office: 214-665-8409 tzhone.stephen@epamail.epa.gov	2
Fay Duke	Texas Commission of Environmental Quality	Texas Commission on Environmental Quality TCEQ Environmental Cleanup Section II, Team 2 (MC-221) 12100 Park 35 Circle, Bldg D Austin, TX 78753	Office: 512-239-2443 fduke@tceq.state.tx.us	2 - most 4-eco
Dale Vodak	Texas Commission of Environmental Quality	Texas Commission on Environmental Quality 2916 Teague Drive Tyler, TX 75701	Office: 903-535-5147 dvodak@tceq.state.tx.us	1
Paul Bruckwicki	US Fish and Wildlife Service	US Fish and Wildlife Service PO Box 230 Karnack, TX 75661 *(mailing only)* Caddo Lake NWR Hwy 134 & Spur 449 Karnack, TX 75661	Office: 903-679-4536 Cell: 903-407-0852 paul_bruckwicki@fws.gov	1
Barry Forsythe	US Fish & Wildlife Service EPA Liaison (6SF-LT)	US Fish & Wildlife Service EPA Liaison (6SF-LT) 1445 Ross Avenue, Suite 1200 Dallas, TX 75202	Office: 214-665-8467 forsythe.barry@epa.gov	1-eco

Total external distribution for routine final (non eco) reports = 10

00047878

DEPARTMENT OF THE ARMY
LONGHORN ARMY AMMUNITION PLANT
POST OFFICE BOX 220
RATCLIFF, AR 72951

June 21, 2007

DAIM-BD-LO

Ms. Fay Duke
Texas Commission on Environmental Quality
Environmental Cleanup Section II (MC-221)
12100 Park 35 Circle
Austin, TX 78753

Re: Final Remedial Design Addendum Landfill 12 (LHAAP-12), Longhorn Army Ammunition Plant, Karnack, Texas, June 2007

Dear Ms. Duke,

The above-referenced document is transmitted to you for your files.

Point of contact for this action is the undersigned. I may be contacted at 479-635-0110, or by email at rose.zeiler@us.army.mil.

Sincerely,

Rose M. Zeiler, Ph.D.
Longhorn AAP Site Manager

Copies furnished:
Stephen Tzhone, USEPA Region 6, Dallas, TX
Paul Bruckwicki, Caddo Lake NWR, TX
Cliff Murray, COE – Tulsa District, OK
John R. Lambert, COE – Tulsa District, OK
P. Srivastav, Shaw, Houston, TX (for project file)

00047879

DEPARTMENT OF THE ARMY
LONGHORN ARMY AMMUNITION PLANT
POST OFFICE BOX 220
RATCLIFF, AR 72951

June 21, 2007

DAIM-BD-LO

Mr. Steve Tzhone
US Environmental Protection Agency
Superfund Division (6SF-AT)
1445 Ross Avenue
Dallas, TX 75202-2733

Re: Final Remedial Design Addendum Landfill 12 (LHAAP-12), Longhorn Army Ammunition Plant, Karnack, Texas, June 2007

Dear Mr. Tzhone,

The above-referenced document is transmitted to you for your files.

Point of contact for this action is the undersigned. I may be contacted at 479-635-0110, or by email at rose.zeiler@us.army.mil.

Sincerely,

Rose M. Zeiler, Ph.D.
Longhorn AAP Site Manager

Copies furnished:
Fay Duke, TCEQ, Austin, TX
Paul Bruckwicki, Caddo Lake NWR, TX
Cliff Murray, COE – Tulsa District, OK
John R. Lambert, COE – Tulsa District, OK
P. Srivastav, Shaw, Houston, TX (for project file)

Comments on Draft Final Remedial Design Addendum Landfill 12 (LHAAP-12)
Longhorn Army Ammunition Plan
September 2006

Response to Comments submitted to Army on May 3, 2007

TCEQ Reviewer: Fay Duke, Project Manager, Texas Commission on Environmental Quality
USEPA Reviewer: Raji Josiam, Remedial Project Manager, USEPA Region 6
Respondents: Shaw Environmental & Infrastructure, Inc.

1. Respondent Concurs (C), Does Not Concur (D), Takes Exception (E), or Delete (X).
2. Commentor Agrees (A) with response, or Does not Agree (D) with response.

Comment No.	Page Number	Section/ Paragraph	Comment	C, D[1], E or X	Response	A or D[2]
TCEQ Review Comments						
1		General	The newly installed well needs to be incorporated in the monitoring network. Please revise text and figures throughout this report. References should also be updated.	C	Newly installed monitoring well 12WW24 will be incorporated in the monitoring network. Text, figures, and references will be updated to include monitoring well 12WW24.	
2		Remedial Action Objectives	There are no special goals or standards specified for the groundwater monitoring associated with the MNA or the LCU remedy. Shouldn't the remediation standards as required by ARARs be specified in the work plan?	C	A fourth bullet will be added to Section 3.0 that states: "Ensure that MCLs are achieved for groundwater contaminants trichloroethene (5 μg/L), cis-1,2-dichloroethene (70 μg/L), and vinyl chloride (2 μg/L)."	
3		Medium-Specific Concen-trations	Medium-specific concentrations (MSCs) are defined as the modeled contaminant concentration limits in groundwater that would be protective of nearby surface water from groundwater impacts. Please clarify what values the MSCs will be based on. As TCEQ previously stated, due to the uncertainty associated with the modeling effort, the modeled results can only be used to generally predict whether surface water may be impacted by groundwater plumes but caution the use of this modeling effort for scope beyond the general prediction.	D	The Army intends to use the MSCs provided in the Final Modeling Report (Shaw 2007). Applicable MSC values will be provided in the 1st paragraph of Appendix A. The dilution factor of the COCs at a point of interest downgradient of the source at LHAAP-12 was obtained using the Domenico equation. The model AT123D was not utilized for LHAAP-12 because the results from Domenico equations were considered adequate, considering the low concentrations of COCs at the site.	

Comments on Draft Final Remedial Design Addendum Landfill 12 (LHAAP-12)
Longhorn Army Ammunition Plan
September 2006

Response to Comments submitted to Army on May 3, 2007

TCEQ Reviewer: Fay Duke, Project Manager, Texas Commission on Environmental Quality
USEPA Reviewer: Raji Josiam, Remedial Project Manager, USEPA Region 6
Respondents: Shaw Environmental & Infrastructure, Inc.

1. Respondent Concurs (C), Does Not Concur (D), Takes Exception (E), or Delete (X).
2. Commentor Agrees (A) with response, or Does not Agree (D) with response.

Comment No.	Page Number	Section/ Paragraph	Comment	C, D[1], E or X	Response	A or D[2]
4		Appendix A – Groundwater Monitoring Plan	The monitoring well information (e.g., well depth, well diameter and screen interval) should be included in the monitoring plan. The analytical program and quality control and assurances criteria should also be specified or referenced if project specific QAPP exists.	C	Monitoring well information will be included in Appendix A of the final document. Appendix A of the final document will reference the Health and Safety Plan, Contractor Quality Control Plan, Chemical Data Acquisition Plan, and Field Procedures contained in the Shaw Environmental, Inc., 2006, *Final Installation-Wide Work Plan, Longhorn Army Ammunition Plant, Karnack, Texas,* Houston, Texas, January.	

Comments on Draft Final Remedial Design Addendum Landfill 12 (LHAAP-12)
Longhorn Army Ammunition Plan
September 2006

Response to Comments submitted to Army on May 3, 2007

TCEQ Reviewer: Fay Duke, Project Manager, Texas Commission on Environmental Quality
USEPA Reviewer: Raji Josiam, Remedial Project Manager, USEPA Region 6
Respondents: Shaw Environmental & Infrastructure, Inc.

1. Respondent Concurs (C), Does Not Concur (D), Takes Exception (E), or Delete (X).
2. Commentor Agrees (A) with response, or Does not Agree (D) with response.

Comment No.	Page Number	Section/ Paragraph	Comment	C, D[1], E or X	Response	A or D[2]
5			It is our understanding that the wells will be sampled: • Quarterly for the first two years • Annually for year 2 through 5 • Every 5 years after that unless the sampling results indicate more frequent sampling is necessary Please clarify the basis of the monitoring schedule and the criteria that will be used to determine whether more frequent sampling is required. We generally disagree with this approach. We believe that monitoring schedules should be set up with a base schedule (e.g., quarterly) and criteria to be used to reduce the monitoring frequency if site conditions meets the pre-determined criteria. Please ensure that the proposed monitoring requirements meet the substantive requirements of ARARs including closure requirements for landfills.	D	The monitoring plan was based on the site specific information that MNA was a valid remedy for the small plume at the site. Monitoring for the first two years will be conducted on a quarterly basis to collect sufficient baseline information regarding trends in MNA parameters. Beyond the first two years, the listed sampling frequency is designed to ramp down LTM with demonstration of plume containment and restoration through natural attenuation processes.	
6			It is stated that after the first annual report, subsequent reports would not include geochemical data evaluation because geochemical conditions have already been established. Please clarify whether geochemical data will continue to be collected and analyzed. Additionally, is it reasonable to assume that the geochemical conditions at the site will remain the same?	C	Some of the geochemical data (e.g. dissolved oxygen, oxidation-reduction potential, pH, conductivity, and temperature) will continue to be collected for every sampling round. However, other MNA data such as anions (chloride, nitrate, nitrite, sulfate); gases (methane, ethane, and ethane); total organic carbon, and total inorganic carbon will not be collected as these parameters are not expected to change over time under natural conditions.	

Comments on Draft Final Remedial Design Addendum Landfill 12 (LHAAP-12)
Longhorn Army Ammunition Plan
September 2006

Response to Comments submitted to Army on May 3, 2007

TCEQ Reviewer: Fay Duke, Project Manager, Texas Commission on Environmental Quality
USEPA Reviewer: Raji Josiam, Remedial Project Manager, USEPA Region 6
Respondents: Shaw Environmental & Infrastructure, Inc.

1. Respondent Concurs (C), Does Not Concur (D), Takes Exception (E), or Delete (X).
2. Commentor Agrees (A) with response, or Does not Agree (D) with response.

Comment No.	Page Number	Section/ Paragraph	Comment	C, D[1], E or X	Response	A or D[2]
EPA Review Comments						
7	2-1	2.0 Description of Site	The groundwater monitoring network, consisting of four monitoring wells, is also depicted on Figure 2. The groundwater monitoring network is depicted in Appendix A and not on Figure 2.	C	The reference will be corrected to Appendix A.	A
8	5-1	5.0 Monitored Natural Attenuation	What is the groundwater flow rate through the site? How long will it take for the water to migrate to the surface water? Will the groundwater be naturally attenuated by the time it reaches the surface water?	C	At a groundwater flow rate of 50 feet/year, it will take approximately 15 years for the groundwater to migrate from monitoring well 12WW24 to the point of entry at Central Creek. The results of the Domenico equation calculations in the Final Modeling Report (Shaw, 2007) indicate that the maximum concentrations of TCE and VC in groundwater at the POE into Central Creek are 16.23 and 0.307 µg/L, respectively. Even prior to dilution, the VC concentration is below the MCL of 2 µg/L. The TCE concentration decreases substantially with dilution to 0.03 µg/L, which is below the MCL of 5 µg/L. The current TCE concentration of 396 µg/L at the source is significantly lower than the MSC protective of surface water of 49,500 µg/L.	Explanation okay, however, a statement or two need to be included in document

Comments on Draft Final Remedial Design Addendum Landfill 12 (LHAAP-12)
Longhorn Army Ammunition Plan
September 2006

Response to Comments submitted to Army on May 3, 2007

TCEQ Reviewer: Fay Duke, Project Manager, Texas Commission on Environmental Quality
USEPA Reviewer: Raji Josiam, Remedial Project Manager, USEPA Region 6
Respondents: Shaw Environmental & Infrastructure, Inc.

1. Respondent Concurs (C), Does Not Concur (D), Takes Exception (E), or Delete (X).
2. Commentor Agrees (A) with response, or Does not Agree (D) with response.

Comment No.	Page Number	Section/ Paragraph	Comment	C, D[1], E or X	Response	A or D[2]
9	6-4	6.2 Monitored Natural Attenuation Implementation Actions	Change "Although LHAPP is being addressed…" to "Although LHAAP is being addressed…"	C	Acronym will be corrected to LHAAP.	A
10	Page 1	Appendix A, Reporting	Change "Although LHAPP is being addressed…" to "Although LHAAP is being addressed…"	C	Acronym will be corrected to LHAAP.	A

FINAL

REMEDIAL DESIGN ADDENDUM
LANDFILL 12 (LHAAP-12)
LONGHORN ARMY AMMUNITION PLANT
KARNACK, TEXAS

Prepared for
U.S. Army Corps of Engineers
Tulsa District
1645 South 101st Avenue
Tulsa, Oklahoma

Prepared by
Shaw Environmental, Inc.
3010 Briarpark Drive, Suite 400
Houston, Texas 77042

Contract Number DACA56-94-D-0020
Task Order No. 0109

June 2007

Table of Contents

List of Figures i
List of Appendices i
Acronyms and Abbreviations ii

1.0 Purpose 1-1
2.0 Description of the Site 2-1
3.0 Remedy Performance Objectives 3-1
4.0 Land Use Controls for the Site 4-1
5.0 Monitored Natural Attenuation 5-1
6.0 Remedy Implementation Actions 6-1
6.1 Land Use Control Implementation Actions 6-1
6.1.1 Comprehensive Base-wide Land Use Control Management Plan 6-1
6.1.2 Site Inspections and Reporting 6-2
6.1.3 Notice of Planned Property Conveyances 6-2
6.1.4 Opportunity to Review Text of Intended Land Use Controls 6-2
6.1.5 Notification Should Action(s) Which Interfere with Land Use Control Effectiveness Be Discovered Subsequent to Conveyance 6-2
6.1.6 Land Use Control Enforcement 6-2
6.1.7 Modification or Termination of Land Use Controls 6-3
6.2 Monitored Natural Attenuation Implementation Actions 6-3
6.3 CERCLA Five-Year Reviews 6-4
7.0 Points of Contact 7-1
8.0 Source Documents 8-1

List of Figures

Figure 1 Site Location Map, LHAAP-12
Figure 2 LHAAP-12 Land Use Control & Maintenance Map

List of Appendices

Appendix A Groundwater Monitoring Plan
Appendix B Sample Annual Land Use Control Compliance Inspection Documentation

Acronyms and Abbreviations

µg/L	micrograms per liter
Army	U.S. Army
ARAR	Applicable or Relevant and Appropriate Requirement
CERCLA	Comprehensive Environmental Response, Compensation, and Liability Act
COC	constituent of concern
ECOP	Environmental Condition of Property
IRA	interim remedial action
Jacobs	Jacobs Engineering
LHAAP	Longhorn Army Ammunition Plant
LHAAP-12	Landfill 12
LUC	land use control
MCL	maximum concentration level
MNA	monitored natural attenuation
NCP	National Oil and Hazardous Substances Pollution Contingency Plan
OHM	OHM Remediation Services Corporation, Inc.
POE	point of entry
RD	remedial design
ROD	Record of Decision
Shaw	Shaw Environmental, Inc.
TCE	Trichloroethene
TCEQ	Texas Commission on Environmental Quality
TNRCC	Texas Natural Resource Conservation Commission
TRRP	Texas Risk Reduction Program
USEPA	U.S. Environmental Protection Agency
VC	vinyl chloride

1.0 Purpose

This remedial design (RD) document addresses Landfill 12 (LHAAP-12) at Longhorn Army Ammunition Plant (LHAAP) and serves as an addendum to the *Final Project Work Plans, Interim Remedial Action, Landfills 12 and 16* (OHM, 1996). The purpose of this RD Addendum is to provide information on how the final remedy of monitored natural attenuation (MNA) and the land use control (LUC) components of the interim and final remedies selected in the Comprehensive Environmental Response, Compensation, and Liability Act (CERCLA) Record of Decisions (RODs) for LHAAP-12 will be implemented and maintained to ensure that performance objectives are met. A ROD for LHAAP-12 was signed in 1995 establishing the construction of a cap as an interim remedial action (IRA) for the site to mitigate potential risks posed by buried landfill waste (U.S. Army [Army] and U.S. Environmental Protection Agency [USEPA], 1995). The selected remedy, as specified in the IRA ROD, included LUCs for the protection of the cap.

In June 2006, the final ROD for LHAAP-12 was signed (Shaw Environmental, Inc. [Shaw], 2006a). The final remedy consists of LUCs (existing and new) in conjunction with MNA. The existing LUCs are those already in place for the protection of the landfill cap. The new LUC is the restriction of groundwater use for the protection of human health.

The final remedies specified herein, MNA and LUCs, were chosen in accordance with the CERCLA, and to the extent practicable, the National Oil and Hazardous Substances Pollution Contingency Plan (NCP). They are intended to be protective of human health and the environment under the current and anticipated future land use of the site.

The LUC implementation and maintenance actions described herein will be effective immediately upon approval of this RD Addendum as the primary document by the USEPA Region VI with the concurrence of the Texas Commission on Environmental Quality (TCEQ), and shall be subject to the enforcement provisions of the September 11, 1991 Federal Facility Agreement. Once in effect, the requirements set forth in this RD addendum will remain applicable to LHAAP-12 during the Army's administrative control and that of subsequent transferees.

2.0 Description of the Site

As illustrated on **Figure 1,** LHAAP-12 is a capped landfill located in the central portion of LHAAP. The LHAAP-12 Land Use Control & Maintenance area associated with the landfill cover system is approximately seven acres and comprises the landfill cap, extending to the surrounding fence as illustrated on **Figure 2.** The LUC area associated with the groundwater use restriction extends beyond the fenced cap area **(Figure 2)** encompassing approximately 46 acres in a downgradient direction toward Central Creek. The groundwater monitoring network, consisting of five monitoring wells, is depicted in **Appendix A**. The remedies of MNA and LUCs will be reviewed by the Army and the USEPA every five years to determine if they are still necessary or if a modification is appropriate in accordance with the terms of **Section 6.1.7** of this RD Addendum**.** To satisfy the requirements under 42 U.S.C. § 9621(c) [CERCLA § 121(c)], the remedies of MNA and LUCs will remain in place until the concentrations of hazardous substances have been reduced to levels that allow for unlimited exposure and unrestricted use.

3.0 Remedy Performance Objectives

The LUC performance objectives will be incorporated into the transfer documentation and provided to the transferee. The LUC and MNA performance objectives are as follows:

- Ensure the integrity of the existing landfill cover (LUC)
- Ensure no consumption of trichloroethene (TCE)-contaminated groundwater (LUC)
- Ensure that TCE-contaminated groundwater does not migrate into nearby surface water at unacceptable levels (MNA)
- Ensure that maximum concentration levels (MCLs) are achieved for groundwater contaminants TCE (5 micrograms per liter [μg/L]), cis-1,2-dichloroethene (70 μg/L), and vinyl chloride (2 μg/L) (MNA)

The final remedy is protective of human health and the environment through: 1) the continued reduction of the leaching and migration of landfill hazardous substances into the groundwater through the cap-protective LUCs first set forth with the 1995 ROD; 2) prevention of human exposure to TCE-contaminated groundwater through a LUC restricting use of groundwater; and 3) prevention of TCE-contaminated groundwater from migrating into nearby surface water at unacceptable levels through MNA.

Reduction of the leaching and migration of landfill hazardous substances into the groundwater was achieved with the IRA, the construction of a landfill cap, and institution of LUCs for the protection of the cap. LUCs already in place for the protection of the landfill cap include: warning signage, use restrictions, regular inspections, maintenance, and repair of the cap. The existing LUCs will continue to be necessary to prevent a risk to human health or the environment through degradation of the cap. The Army or its representatives will also conduct groundwater monitoring activities to evaluate the effectiveness of the existing landfill cap. The need to continue groundwater monitoring for this purpose will be evaluated at five year reviews.

Due to the unacceptable risk posed by TCE in groundwater, a LUC is needed in the impacted area to ensure the protection of human health and the environment by preventing human exposure to the contaminated groundwater. The selected LUC will prevent human exposure to TCE-contaminated groundwater through the restriction of groundwater use. The LUC will remain in place until the Applicable or Relevant and Appropriate Requirements (ARARs) as established in accordance with the NCP [40 Code of Federal Regulations Part 300] are met.

Due to the potential for TCE-contaminated groundwater to migrate, MNA will be implemented to assure that the plume will not migrate to nearby surface water at levels that may present an unacceptable risk to human health and the environment. The monitoring and reporting

associated with this remedy will continue until ARARs are achieved. Monitoring will be used to demonstrate the effectiveness of the cap and MNA remedies and to ensure that TCE-contaminated groundwater does not impact nearby surface water.

4.0 Land Use Controls for the Site

The LUCs to be implemented by the Army or its representatives for LHAAP-12 include:

- Maintenance of the integrity of the landfill cap, including, at a minimum, repairs to desiccation cracks, erosion, or gullying upon observance.
- Maintenance of a vegetative cover on the landfill cap including regular mowing.
- Maintenance of fence line and signage around landfill cap.
- Prohibition of any activities that would affect the integrity of cap.
- Prohibition of any activities that would cause exposure to the contaminated groundwater.

Although groundwater monitoring is not a LUC, it was included as a component of the remedy for LHAAP-12 identified in the 2006 ROD to evaluate the effectiveness of the landfill cap (Shaw, 2006b). The groundwater monitoring plan is included in **Appendix A**.

5.0 Monitored Natural Attenuation

Natural attenuation of LHAAP-12 constituents of concern (COCs) in groundwater will be monitored to confirm that contaminant levels are being reduced thereby preventing migration of contaminated groundwater to surface water at levels that may present an unacceptable risk to human health and the environment. At a groundwater flow rate of 50 feet per year, it will take approximately 15 years for the groundwater to migrate from monitoring well 12WW24 to the point of entry (POE) at Central Creek. The results of the Domenico equation calculations in the Final Modeling Report (Shaw, 2007a) indicate that the maximum concentrations of TCE and vinyl chloride (VC) in groundwater at the POE into Central Creek are 16.23 and 0.307 µg/L, respectively. Even prior to dilution, the VC concentration is below the MCL of 2 µg/L. The TCE concentration decreases substantially with dilution to 0.03 µg/L, which is below the MCL of 5 µg/L. The current TCE concentration of 396 µg/L at the source is significantly lower than the modeled medium-specific concentration protective of surface water of 49,500 µg/L.

MNA embodies natural biological, chemical, and physical processes that act to reduce the mass and concentration of Site 12 COCs in groundwater under favorable conditions. These natural attenuation processes include biodegradation, dispersion, dilution, adsorption, volatilization, and abiotic destruction of contaminants. The presence of degradation products of TCE, such as 1,2-dichloroethene and vinyl chloride, indicate that favorable conditions exist at Site 12 and that natural attenuation is occurring (Shaw, 2007a).

Based on groundwater modeling, groundwater ARARs are expected to be met through natural attenuation in 118 to 261 years. Monitoring of natural attenuation is required to ascertain that the remedy is effective.

6.0 Remedy Implementation Actions

6.1 Land Use Control Implementation Actions

Until LHAAP-12 is transferred, the Army or its representatives will be responsible for LUC implementation, maintenance, inspection, reporting and enforcement. The Army shall address LUC problems within its control that are likely to impact remedy integrity and shall address problems as soon as practicable. If periodic LUC inspections and maintenance are required to address site-specific risks, the Army will be responsible for making the results available to the appropriate regulators.

As a condition of property transfer, the Army may require the transferee to assume responsibility for various implementation actions, as indicated below. Although the Army may transfer responsibility for various implementation actions, the Army shall retain its responsibility for remedy integrity. This means that the Army is responsible for addressing substantive violations of performance objectives that would undermine the Army's CERCLA remedy. The Army also will be responsible for: 1) incorporating RD information and outlining the transferee's LUC obligations into property transfer documentation; 2) recording survey plat and notice of restrictions for both the landfill cap and cover system boundary at the Harrison County Courthouse; 3) recording groundwater use restriction and survey plat at the Harrison County Courthouse; and 4) notifying Texas Department of Licensing and Regulation of the groundwater restriction which includes the prohibition of water well installation for any purpose other than environmental monitoring and testing without prior approval from the Army, the USEPA, and the TCEQ.

The following LUC implementation actions shall be undertaken by the Army in order to ensure that the aforementioned LUC performance objectives for LHAAP 12 are met and maintained:

6.1.1 Comprehensive Base-wide Land Use Control Management Plan

Within 30 days of receiving USEPA and TCEQ approval of this RD Addendum, the Army will develop a Comprehensive Base-wide LUC Management Plan which shall initially consist of this document and a survey plat showing the locations where the LHAAP-12 LUCs are applied. The purpose of this Comprehensive Base-wide LUC Management Plan is to ensure the all site-specific LUCs are compiled into one comprehensive location for both pre-transfer use by the installation and for post-transfer use by the transferee. This document is also accessible to regulators, the local government and the public. The Army will locate the Comprehensive Base-wide LUC Management Plan in the City of Marshall Public Library to accompany LHAAP's Administrative Record.

As LUC RD documents for additional environmental sites are approved by USEPA and TCEQ, the Army shall likewise add those documents and survey plats to the Comprehensive Base-wide LUC Management Plan as well as update the previous copy of the plan placed in the City of Marshall Public Library.

6.1.2 Site Inspections and Reporting

Beginning with finalization of this RD Addendum, the Army will undertake annual physical inspections and reporting to confirm continued compliance with all LUC objectives. The Army will provide USEPA and TCEQ with an annual LUC Compliance Inspection document consistent with the form attached hereto as **Appendix B**. In addition, should any deficiency(ies) be found during the annual inspection, the Army will provide to USEPA and TCEQ along with the document, a separate written explanation indicating the specific deficiency(ies) found and what efforts or measures have or will be taken to correct those deficiencies**.** Upon transfer, such responsibilities may shift to the transferee via appropriate provisions placed in the Environmental Condition of Property (ECOP). The need to continue annual inspections will be revisited at five year reviews.

6.1.3 Notice of Planned Property Conveyances

Planned conveyance of LHAAP-12 acreage is to U.S. Fish and Wildlife Service for incorporation into the Caddo Lake National Wildlife Refuge. The Army shall provide notice to USEPA and TCEQ of such intended conveyance. The notice shall describe the mechanism by which LUCs will continue to be implemented, maintained, inspected, reported, and enforced.

6.1.4 Opportunity to Review Text of Intended Land Use Controls

The Army will produce an ECOP for LHAAP-12, but before executing the letter of transfer, the Army will provide USEPA and TCEQ with a draft copy of that ECOP so that they may have reasonable opportunity, before document execution, to review all LUC-related provisions.

6.1.5 Notification Should Action(s) Which Interfere with Land Use Control Effectiveness Be Discovered Subsequent to Conveyance

Should the Army discover after conveyance of the site any activity on the property inconsistent with the LUC performance objectives, the Army shall notify USEPA and TCEQ within 72 hours of such discovery. Consistent with **Section 6.1.6** below, the Army will then work with USEPA, TCEQ and the transferee to correct the problem(s) discovered. This reporting requirement does not preclude the Army from taking immediate action pursuant to its CERCLA authorities to prevent any perceived risk(s) to human health or the environment.

6.1.6 Land Use Control Enforcement

Should the LUC remedy reflected in this LUC RD fail, the Army will coordinate with USEPA and TCEQ to ensure that appropriate actions are taken to reestablish its protectiveness. These

actions may range from informal resolutions with the owner or violator, to the institution of judicial action under the auspices of Texas property law or CERCLA. Alternatively, should the circumstances warrant such, the Army could choose to exercise its response authorities under CERCLA, and then seek cost recovery after the fact from the person(s) or entity(ies) who violated a given LUC. Should the Army become aware that any future owner or user of the property has violated any LUC requirement over which a local agency may have independent jurisdiction, the Army will notify these agencies of such violation(s) and work cooperatively with them to re-achieve owner/user compliance with the LUCs.

6.1.7 Modification or Termination of Land Use Controls

The Army shall not, without USEPA concurrence, make a significant modification to, or terminate a LUC, or make a land use change inconsistent with the LUC objectives and use assumptions of the selected remedy. Likewise, the Army shall seek prior USEPA concurrence before commencing actions that may impact remedy integrity. In the case of an emergency action, the Army shall obtain prior USEPA concurrence as appropriate to the exigencies of the situation.

The LUCs shall remain in effect until such time as the Army and USEPA agree that the concentrations of hazardous substances have been reduced to levels that allow for unlimited exposure and unrestricted use. When this occurs, the LUCs will be terminated as needed. The decision to terminate LUCs will be documented consistent with the NCP process for post-ROD changes, potentially including an explanation of significant differences or a remedial action completion report. If the property has been transferred and a determination by the Army and USEPA has been made to terminate one or more of the LUCs, the Army shall provide to the owner of the property an appropriate release for recordation pertaining to the site and will also timely advise other local stakeholders of the action.

6.2 Monitored Natural Attenuation Implementation Actions

Implementation actions include development of a groundwater monitoring plan, monitoring, and reporting. Groundwater monitoring will be conducted to monitor the effectiveness of MNA in reducing contaminant concentrations over time. Monitoring will also be conducted to evaluate plume migration and ensure that TCE-contaminated groundwater does not impact nearby surface water at unacceptable levels. The Groundwater Monitoring Plan, attached as **Appendix A**, describes the wells, their locations, analytical parameters, and the frequency of the monitoring.

Annual reports will be prepared to document the monitoring program. The first year annual report will include a review of the first four quarters of data which include natural attenuation parameters and provide an evaluation for the evidence of MNA as a remedial method. The TCEQ provides guidance for MNA as a remedial action in *Monitored Natural Attenuation*

Demonstrations (Texas Natural Resource Conservation Commission [TNRCC], RG-366/TRRP-33, October 2001). Although LHAAP is being addressed under the Risk Reduction Standards rather than Texas Risk Reduction Program (TRRP), this guidance is comparable to USEPA guidance and may be used as a guideline for the evaluation of the groundwater data. TRRP guidance specifies recommended lines of evidence to document the occurrence of natural attenuation at a site. For the first annual report, primary and secondary lines of evidence will be evaluated to document that degradation occurring at Landfill-12. The primary line of evidence uses historic groundwater data to demonstrate a trend of stable or decreasing COC concentrations over time and away from the source area. Secondary lines of evidence include geochemical parameters to document that the proper conditions are present for MNA to occur as well as the presence of daughter products. For the subsequent annual reports, the data evaluation presented will focus on trend analysis for the primary COCs. Additional information on the reporting procedures is provided in **Appendix A**.

6.3 CERCLA Five-Year Reviews

The Army shall conduct Five-Year Reviews of the LHAAP-12 remedy, as required by CERCLA and the NCP, because residual contamination in excess of established unrestricted use cleanup criteria will remain on site. As part of the CERCLA Section 121 (c) Five-Year Review, the Army shall prepare a report certifying the continued effectiveness of the remedy including all LUCs implemented at LHAAP-12. The report will include the information contained in the annual reports and an evaluation of LUCs to determine if the LUCs or the inspection and reporting requirements need modification. Based on groundwater modeling, groundwater ARARs are expected to be met through natural attenuation in 118 to 261 years. The need to continue the LUC to restrict groundwater and MNA will be reviewed every five years, beginning in 2007 when the second five year review for the interim remedy (now part of the final remedy) takes place.

7.0 Points of Contact

- Rose M. Zeiler, Site Manager
  Longhorn Army Ammunition Plant
  P.O. Box 220
  Ratcliff, Arkansas 72951
  Phone: 479-635-0110

- BRAC Division
  ATTN: DAIM-BD
  600 Army Pentagon
  Washington, DC 20310-0600
  Phone: 703-602-2854

- USEPA Region 6
  ATTN: Mr. Stephen Tzhone
  Superfund Division (6SF-AT)
  1445 Ross Avenue
  Dallas, Texas 75202
  Phone: 214-665-8409

- Texas Commission on Environmental Quality
  ATTN: Ms. Fay Duke
  TCEQ Environmental Cleanup Section II, Team 2(MC-221)
  12100 Park 35 Circle, Bldg. D
  Austin, Texas 78753
  Phone: 512-239-2443

8.0 Source Documents

Source documents used to identify the LUCs at LHAAP-12 include:

Jacobs Engineering (Jacobs), 2001, *Final Remedial Investigation Report (Volume 1-3) for the Group 2 Sites: 12, 17, 18/24, 29, and 32, at the LHAAP, Karnack, Texas*, April.

Jacobs, 2002a, *Draft Final Feasibility Study for the Group 2 Sites, Sites 12, 17, 18/24, 29, 32, and 49, LHAAP, Karnack, Texas*, May.

Jacobs, 2002b, *Final Baseline Human Health and Screening Ecological Risk Assessment for the Group 2 Sites, Sites 12, 17, 18/24, 29, 32, and 49, Harrison Bayou and Caddo Lake, LHAAP, Karnack, Texas*, August.

OHM Remediation Services Corporation, Inc. (OHM), 1996, *Final Project Work Plans, Interim Remedial Action – Landfills 12 & 16, Longhorn Army Ammunition Plant, Karnack, Texas*, Houston, Texas, June.

OHM, 1998, *Final Construction Completion Report, Interim Remedial Action Landfill 12 and 16 Cap Construction, Longhorn Army Ammunition Plant, Karnack, Texas*, Houston, Texas, December.

Shaw Environmental, Inc. (Shaw), 2004, *Screening-Level Ecological Risk Evaluation for Site 12 Soil, Longhorn Army Ammunition Plant, Karnack, Texas*, September.

Shaw, 2005, *Final Feasibility Study, Site 12 Group 2, Longhorn Army Ammunition Plant, Karnack, Texas*, Houston, Texas, January.

Shaw, 2006a, *Final Installation-Wide Work Plan, Longhorn Army Ammunition Plant, Karnack, Texas*, January.

Shaw, 2006b, *Final Record of Decision, Landfill 12 (LHAAP-12), Longhorn Army Ammunition Plant, Karnack, Texas*, Houston, Texas, November.

Shaw, 2007a, *Final Modeling Report, Derivation of Soil and Groundwater Concentrations Protective of Surface Water and Sediment, Longhorn Army Ammunition Plant, Karnack, Texas*, February.

Shaw, 2007b, *Final Results of Modeling for Natural Attenuation of Trichloroethene at LHAAP-12, Longhorn Army Ammunition Plant, Karnack, Texas*, June.

Texas Natural Resource Conservation Commission (TNRCC), 2001, *Monitored Natural Attenuation Demonstrations*, October.

U.S. Army, 1995, *Proposed Plan of Action – LHAAP Sites 12 and 16, Landfill Caps Interim Action, LHAAP, Karnack, Texas*, March.

U.S. Army and USEPA, 1995, *Record of Decision for Early Interim Remedial Action at LHAAP 12 and 16 Landfills, LHAAP, Karnack, Texas*, September.

U.S. Army, 2004, *Draft Final Proposed Plan for Landfill 12 (LHAAP-12), Longhorn Army Ammunition Plant, Karnack, Texas*, July.

U.S. Army, 2005, *Final Proposed Plan of Action – LHAAP-12, Longhorn Army Ammunition Plant, Karnack, Texas*, January.

U.S. Environmental Protection Agency (USEPA), 1993, *Presumptive Remedy for CERCLA Municipal Landfill Sites*, EPA/540/F-93/035.

USEPA, 1996, *Application of CERCLA Presumptive Remedy to Military Landfill Sites*, EPA/540F-96/020.

Figures

00047902

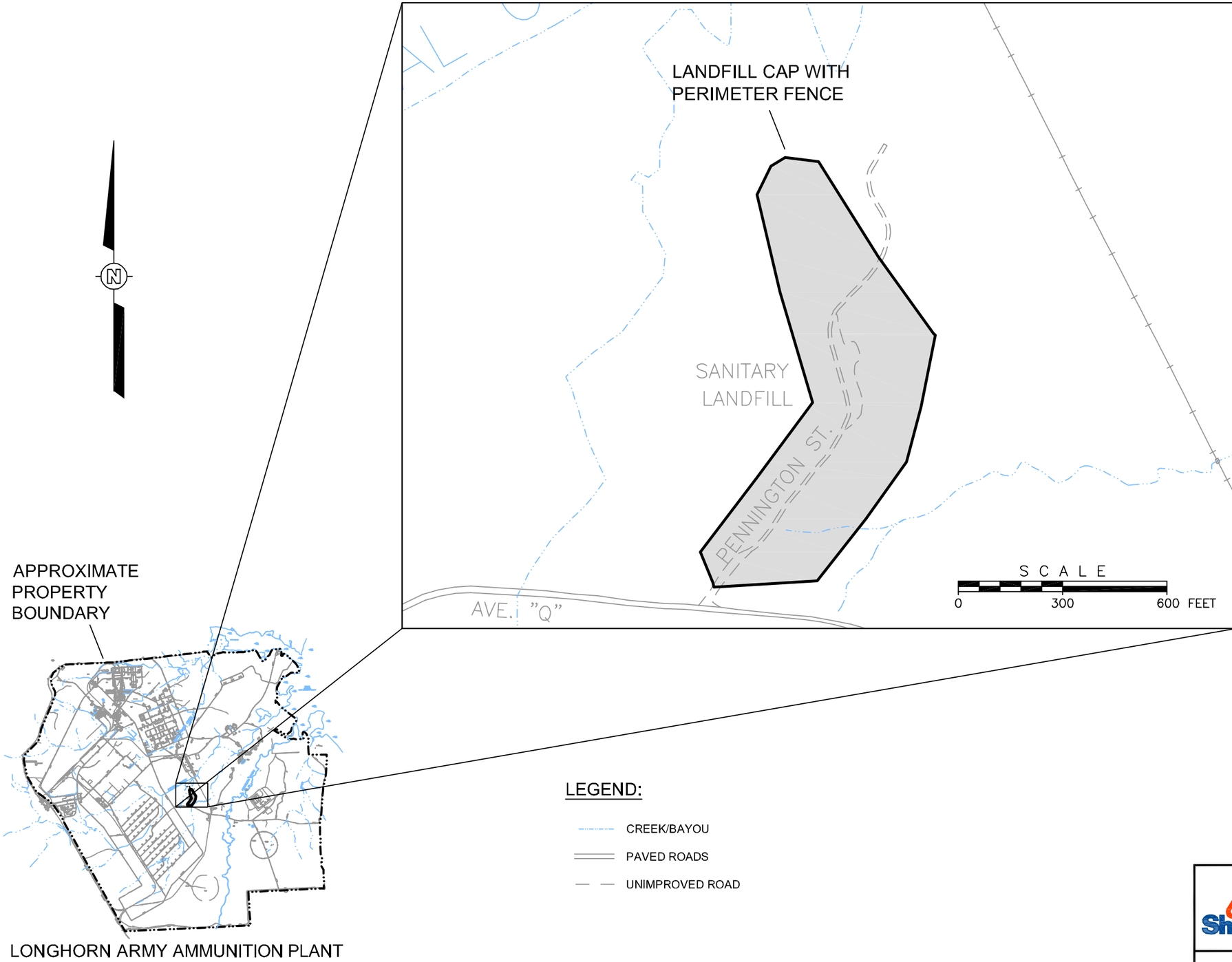

U.S. ARMY CORPS OF ENGINEERS
TULSA DISTRICT
TULSA, OKLAHOMA

FIGURE 1
SITE LOCATION MAP
LHAAP–12
LONGHORN ARMY AMMUNITION PLANT
KARNACK, TEXAS

IMAGE	X–REF	OFFICE	DRAWN BY	CHECKED BY	APPROVED BY	DRAWING NUMBER
---	---	Houston, Texas	D. DAY 2/4/04	K. EVERETT 6/30/05	P. SRIVASTAV 6/30/05	845714–B44

PLOT DATE: 7/05/05
FORMAT REVISION 3/25/99

00047903

Legend

- Stream
- Road
- Wetland
- Pond
- Landfill Cover System
- Groundwater Restriction Area
- Parcel Boundary

0 150 300 600 Feet

OFFICE	DRAWN BY		CHECKED BY		APPROVED BY		FILE PATH
Houston, TX	B. Lu	03/21/06	J. Malino	03/21/06	P. Srivastav	03/21/06	T:\LHAAP\GIS\wks\BLu\MXD\ST12\LHAAP-12_FIG2.mxd

Plot Date: 03/06

Shaw®

U.S. ARMY CORPS OF ENGINEERS
TULSA DISTRICT
TULSA, OKLAHOMA

FIGURE 2

LHAAP-12
LAND USE CONTROL & MAINTENANCE MAP

LONGHORN ARMY AMMUNITION PLANT
KARNACK, TEXAS

Appendix A

Groundwater Monitoring Plan

Groundwater Monitoring Plan

Groundwater monitoring will be used to evaluate the effectiveness of the landfill cap, to monitor the effectiveness of monitored natural attenuation (MNA) in reducing contaminant concentrations over time, to evaluate plume migration and to ensure that TCE-contaminated groundwater does not impact nearby surface water.

Field and Analytical Program

Groundwater monitoring of three on-site monitoring wells, 12WW20, 12WW21, and 12WW24, and two downgradient compliance monitoring wells, 12WW22 and 12WW23, will be conducted to document the migration of the groundwater contamination and to ensure that the target contaminants do not discharge to nearby surface water bodies at such levels that applicable or relevant and appropriate requirements are exceeded. The location of these monitoring wells are shown on the attached figure. Monitoring well information is also included in Appendix A. The samples from these monitoring wells will be analyzed for volatile organic contaminants (VOCs) quarterly for the first two years and annually thereafter until the first Five-Year Review. The wells will then be sampled every 5 years to support the Five-Year Reviews unless the sampling results indicate more frequent sampling is necessary.

Groundwater monitoring conducted at LHAAP-12 will follow the Health and Safety Plan, the Contractor Quality Control Plan, the Chemical Data Acquisition Plan, and Field Procedures as contained in the *Final Installation-Wide Work Plan, Longhorn Army Ammunition Plant, Karnack, Texas* (Shaw, 2006a)

Further, groundwater monitoring of the onsite monitoring wells, 12WW20 and 12WW21, will be conducted to monitor the effectiveness of natural attenuation in reducing contaminant concentrations over time. For the first year of the sampling program, in addition to VOCs, the wells will be analyzed quarterly for nitrates, nitrites, sulfates, pH, Eh (redox potential), conductivity, temperature, dissolved oxygen, ferrous iron, chloride, methane, ethane, ethene, inorganic and organic carbon, and *Dehalococcoides*. A natural attenuation model would then be developed using the sample results to assess the effectiveness of MNA at LHAAP-12.

In addition, if COC concentrations in monitoring well 12WW24 exceed historic and seasonal variation, the Army will re-evaluate the data to determine if modifications to the groundwater monitoring plan are warranted. The detection of COCs in monitoring well 12WW23 or other monitoring wells downgradient of 12WW24 would also require the Army to re-evaluate the adequacy and effectiveness of the current groundwater monitoring plan. Potential modifications to the current groundwater monitoring plan include an increase in groundwater sampling and analysis frequency and the initiation of surface water sampling and analysis.

Reporting

Annual reports will be prepared to document the monitoring program. The first year annual report will include a review of the first four quarters of data which include natural attenuation

parameters and provide an evaluation for the evidence of MNA as a remedial method. The Texas Natural Resource Conservation Commission (TNRCC) provides guidance for MNA as a remedial action in *Monitored Natural Attenuation Demonstrations* (TNRCC RG-366/TRRP-33, October, 2001). Although LHAPP is being addressed under the Risk Reduction Standards rather than Texas Risk Reduction Program (TRRP), this guidance is comparable to USEPA guidance and may be used as a guideline for the evaluation of the groundwater data. TRRP guidance specifies recommended lines of evidence to document the occurrence of natural attenuation at a site. For the first annual report, primary and secondary lines of evidence will be evaluated to document that degradation is occurring at LHAAP-12. The primary line of evidence uses historic groundwater data to demonstrate a trend of stable or decreasing constituents of concern (COC) concentrations over time and away from the source area. Trichloroethene (TCE) is the primary COC identified in groundwater at LHAAP-12. Following completion of the four rounds of sample collection, a time trend analysis will be performed, by plotting the results from the four quarters of sampling with any additional historical results over time. Groundwater concentration maps will also be prepared. The results of this analysis will be used to determine if the concentrations are stable, increasing, or decreasing over time and with distance from the source area. Stable or decreasing trends suggest that natural attenuation is occurring. If a trend is not clear using graphical methods, appropriate statistic methods will be employed. The results will also be used to calculate the rate of degradation. Results for perimeter monitoring wells will be evaluated for indications of plume migration to ensure that TCE-contaminated groundwater does not impact nearby surface water at unacceptable levels.

Secondary lines of evidence include geochemical parameters which may be used to document that the proper conditions are present for degradation of chlorinated compounds to occur as well as the presence of the daughter products of TCE. Degradation of TCE is favored under anaerobic conditions. Results of the dissolved oxygen, oxidation-reduction potential, and methane conditions will be used to determine if anaerobic conditions exist at the site. Sulfate, nitrates, and ferrous iron will also be considered in the evaluation. For example, high levels of sulfate and nitrates may compete with the chlorinate reduction pathway, while elevated ferrous iron may indicate favorable conditions for reduction. Some daughter products of TCE have been previously detected at LHAAP-12. The first four quarters of results will be reviewed to determine if daughter products such as cis-1,2-dichloroethene, vinyl chloride, ethene and ethane continue to be present.

In addition, a site conceptual model will be presented including identification of source areas of contamination, groundwater flow directions, and potential receptors. Natural attenuation processes and evidence for dechlorination of TCE will also be discussed.

For the subsequent annual reports, since geochemical conditions at LHAAP-12 have already been established, the data evaluation presented in the reports will focus on primary lines of evidence or trend analysis for the primary COCs. A time trend analysis will be performed, by plotting the results from the annual sampling events with any additional historical results against time. Groundwater concentration maps will also be prepared. The results of this analysis will be used to document that the concentrations continue to be stable or decreasing over time and with distance from the source area. If a trend is not clear using graphical methods, appropriate statistic methods will be employed. Results for perimeter monitoring wells will be evaluated for

indications of plume migration to ensure that TCE-contaminated groundwater does not migrate into nearby surface water at unacceptable levels.

00047908

Legend

- Shallow Monitoring Well
- Well Designated for Long-Term Monitoring
- Stream
- Road
- Wetland
- Pond
- Landfill Cover System
- Groundwater Restriction Area
- Parcel Boundary

0 150 300 600 Feet

Shaw®

U.S. ARMY CORPS OF ENGINEERS
TULSA DISTRICT
TULSA, OKLAHOMA

APPENDIX A

LHAAP-12
GROUNDWATER MONITORING PLAN

LONGHORN ARMY AMMUNITION PLANT
KARNACK, TEXAS

OFFICE	DRAWN BY	CHECKED BY	APPROVED BY	FILE PATH
Houston, TX	B. Lu 03/21/06	N. Olson 06/20/07	J. Elliott 06/20/07	T:\LHAAP\GIS\wks\BLu\MXD\ST12\LHAAP-12_AppenA.mxd

Plot Date: 06/07

Monitoring Well Information

00047910 12WW20

WELL CONSTRUCTION DIAGRAM (Stickup or Above Grade Completion Well)

FIELD REPRESENTATIVE: Allen Willmore

DRILLING CONTRACTOR: ETTL

DRILLING TECHNIQUE: HSA

AUGER SIZE AND TYPE: 10"

BOREHOLE IDENTIFICATION: 12WW20

BOREHOLE DIAMETER: 10'

WELL IDENTIFICATION: 12WW20

WELL CONSTRUCTION START DATE: 01/05/06

WELL CONSTRUCTION COMPLETE DATE: 01/05/06

SCREEN MATERIAL: PVC (sch. 40)

SCREEN DIAMETER: 4"

STRATUM-SCREENED INTERVAL (FT): 10'

CASING MATERIAL: Sch 40 PVC

CASING DIAMETER: 4"

TYPE OF FILTER PACK: silica sand

GRADATION: 20/40

AMOUNT OF FILTER PACK USED: 4-50lb bags

AMOUNT BENTONITE USED: 2-50lb ~~bags~~ buckets

TYPE OF CEMENT: Portland - cement

AMOUNT CEMENT USED: 4 50-lb bags

GROUT MATERIALS USED: portland - cement

DIMENSIONS OF SECURITY BOX: 6" x 6"

TYPE OF WELL CAP: plugging cap

TYPE OF END CAP: PVC threaded

COMMENTS:

SPECIAL CONDITIONS
(describe and draw)

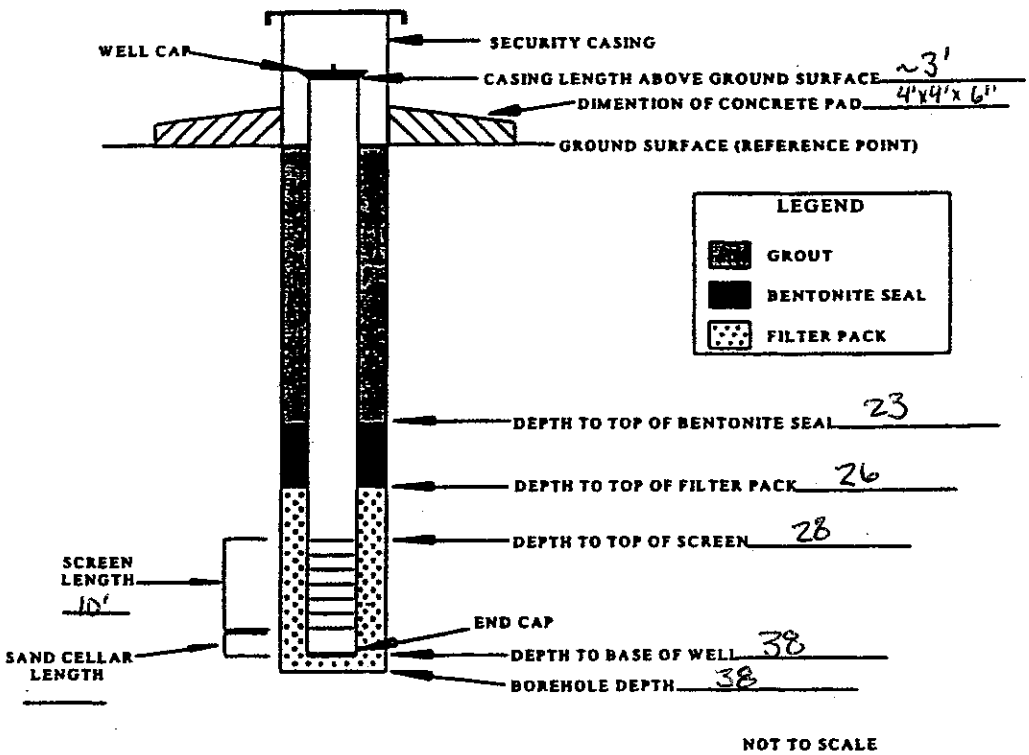

INSTALLED BY: Doug Hinds (ETTL)

INSTALLATION OBSERVED BY: Allen Willmore (Shaw)

DISCREPANCIES:

00047911 12WW21

WELL CONSTRUCTION DIAGRAM (Stickup or Above Grade Completion Well)

FIELD REPRESENTATIVE: Allen Willmore

DRILLING CONTRACTOR: ETTL

DRILLING TECHNIQUE: HSA

AUGER SIZE AND TYPE: 10"

BOREHOLE IDENTIFICATION: 12WW21

BOREHOLE DIAMETER: 10"

WELL IDENTIFICATION: 12WW21

WELL CONSTRUCTION START DATE: 01/06/05

WELL CONSTRUCTION COMPLETE DATE: 01/06/05

SCREEN MATERIAL: sch. 40 PVC

SCREEN DIAMETER: 4"

STRATUM-SCREENED INTERVAL (FT): 10'

CASING MATERIAL: sch 40 PVC

CASING DIAMETER: 4"

TYPE OF FILTER PACK: silica sand

GRADATION: 20/40

AMOUNT OF FILTER PACK USED: 13.5 - 50 lb bags

AMOUNT BENTONITE USED: 2 - 50 lb buckets

TYPE OF CEMENT: Portland cement

AMOUNT CEMENT USED: 4 - 50 lb bags

GROUT MATERIALS USED: Portland - Cement

DIMENSIONS OF SECURITY BOX: 6" x 6"

TYPE OF WELL CAP: Plugging cap

TYPE OF END CAP: PVC threaded

COMMENTS:

SPECIAL CONDITIONS (describe and draw)

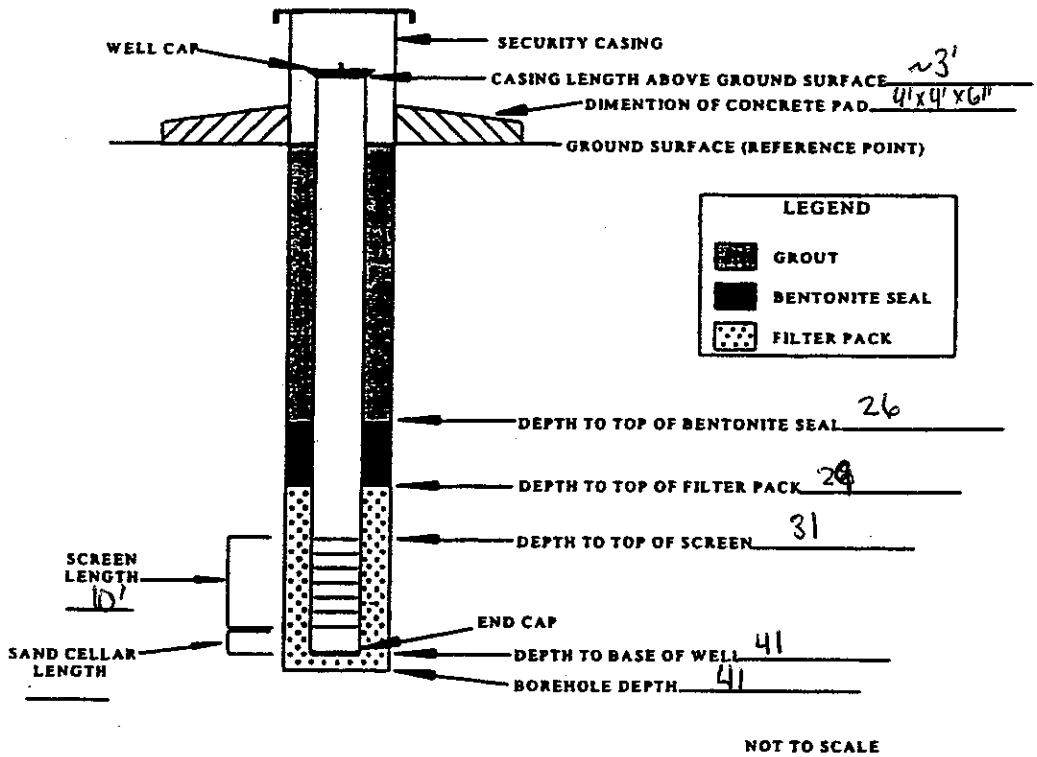

INSTALLED BY: Doug Hinds (ETTL)

INSTALLATION OBSERVED BY: Allen Willmore (Shaw)

DISCREPANCIES:

00047912 12WW22

WELL CONSTRUCTION DIAGRAM (Stickup or Above Grade Completion Well)

FIELD REPRESENTATIVE: Allen Willmore

DRILLING CONTRACTOR: ETTL

DRILLING TECHNIQUE: HSA
AUGER SIZE AND TYPE: 16"

BOREHOLE IDENTIFICATION: 12WW22
BOREHOLE DIAMETER: 4"
WELL IDENTIFICATION: 12WW22

WELL CONSTRUCTION START DATE: 08/07/06
WELL CONSTRUCTION COMPLETE DATE: 08/07/06

SCREEN MATERIAL: sch. 40 PVC
SCREEN DIAMETER: 4"
STRATUM-SCREENED INTERVAL (FT): 10'

CASING MATERIAL: sch 40 PVC
CASING DIAMETER: 4"

TYPE OF FILTER PACK: Silica sand

GRADATION: 20/40
AMOUNT OF FILTER PACK USED: 14 - 50 lb bags
AMOUNT BENTONITE USED: 2 - 50 lb buckets

TYPE OF CEMENT: Portland - Cement
AMOUNT CEMENT USED: 4 - 50 lb bags
GROUT MATERIALS USED: Portland - Cement

DIMENSIONS OF SECURITY BOX: 6" x 6"

TYPE OF WELL CAP: sch 40 PVC
TYPE OF END CAP: PVC threaded

COMMENTS:

SPECIAL CONDITIONS
(describe and draw)

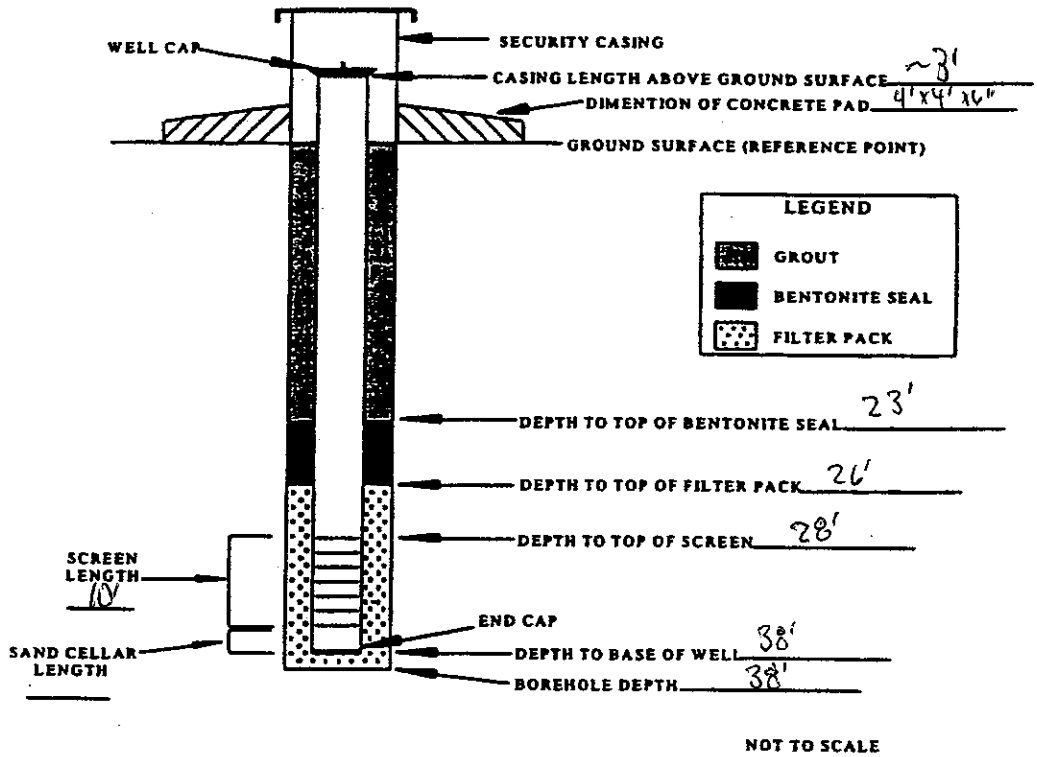

INSTALLED BY: Doug Hinds (ETTL)

INSTALLATION OBSERVED BY: Allen Willmore (Shaw)

DISCREPANCIES:

00047913 12WW23

WELL CONSTRUCTION DIAGRAM (Stickup or Above Grade Completion Well)

FIELD REPRESENTATIVE: Allen Willmore

DRILLING CONTRACTOR: ETTL

DRILLING TECHNIQUE: HSA
AUGER SIZE AND TYPE: 10"

BOREHOLE IDENTIFICATION: 12WW23
BOREHOLE DIAMETER: 10"
WELL IDENTIFICATION: 12WW23

WELL CONSTRUCTION START DATE: 01/06/06
WELL CONSTRUCTION COMPLETE DATE: 01/06/06

SCREEN MATERIAL: sch. 40 PVC
SCREEN DIAMETER: 4"
STRATUM-SCREENED INTERVAL (FT): 10'

CASING MATERIAL: sch. 40 PVC
CASING DIAMETER: 4"

TYPE OF FILTER PACK: Silica Sand

GRADATION: 20/40
AMOUNT OF FILTER PACK USED: 12 bags (50 lbs)
AMOUNT BENTONITE USED: 2 - 50 lb buckets

TYPE OF CEMENT: Portland - cement
AMOUNT CEMENT USED: 14 - 50 lb bags
GROUT MATERIALS USED: portland - cement

DIMENSIONS OF SECURITY BOX: 6" x 6"

TYPE OF WELL CAP: plugging cap
TYPE OF END CAP: PVC threaded

COMMENTS:

SPECIAL CONDITIONS
(describe and draw)

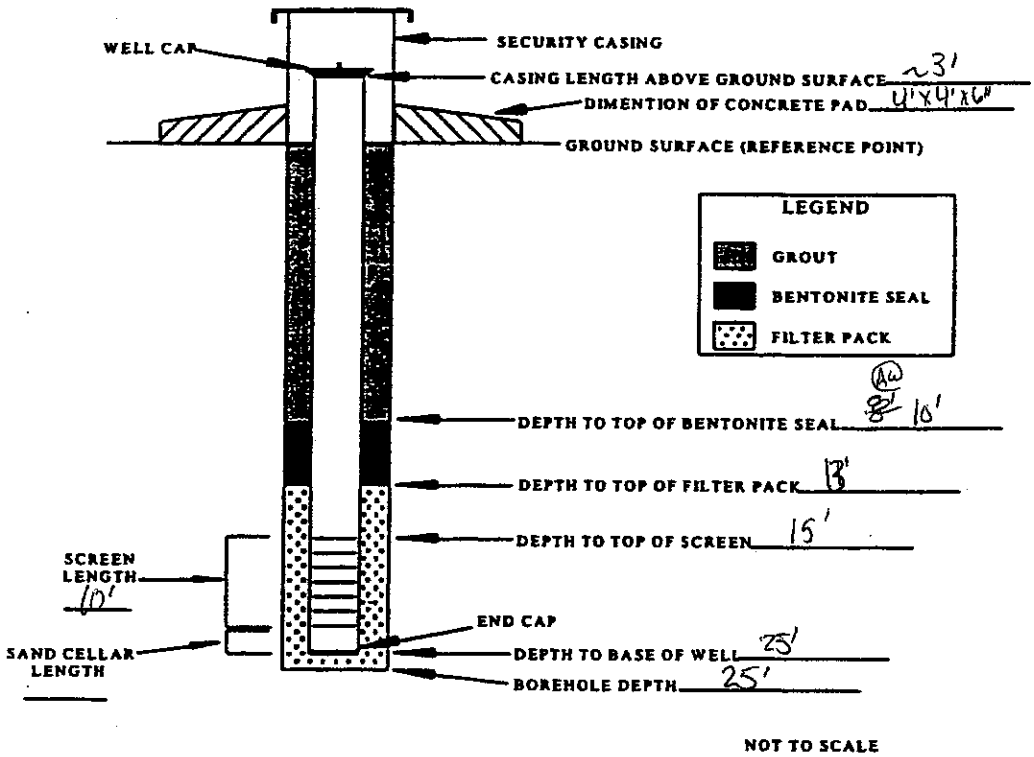

INSTALLED BY: Doug Hinds (ETTL)

INSTALLATION OBSERVED BY: Allen Willmore (Shaw

DISCREPANCIES:

00047914

12WW24

WELL COMPLETION FORM (Stickup or Above Grade Completion Well)

FIELD REPRESENTATIVE: A. Willmore

DRILLING CONTRACTOR: JeDi

DRILLING TECHNIQUE: 10" HSA
AUGER SIZE AND TYPE: 10"

BOREHOLE IDENTIFICATION: 12WW24
BOREHOLE DIAMETER: 10"
WELL IDENTIFICATION: 12WW24

WELL CONSTRUCTION START DATE:
WELL CONSTRUCTION COMPLETE DATE:

SCREEN MATERIAL: sch. 40 PVC
SCREEN DIAMETER: 4"
STRATUM-SCREENED INTERVAL (FT): 10'

CASING MATERIAL: sch 40 PVC
CASING DIAMETER: 4"

TYPE OF FILTER PACK: Silica sand
GRADIATION: 20/40
AMOUNT OF FILTER PACK USED: 7-50lb bags

TYPE OF BENTONITE: 3/8" hole plug
AMOUNT BENTONITE USED: 1-50lb bag

TYPE OF CEMENT: 3/8" hole
AMOUNT CEMENT USED: 7-bags
GROUT MATERIALS USED: Portland cement

DIMENSIONS OF SECURITY CASING: 8" x 8"

TYPE OF WELL CAP: plugging cap
TYPE OF END CAP: sch. 40 PVC cone cap

COMMENTS:

SPECIAL CONDITIONS
(describe and draw)

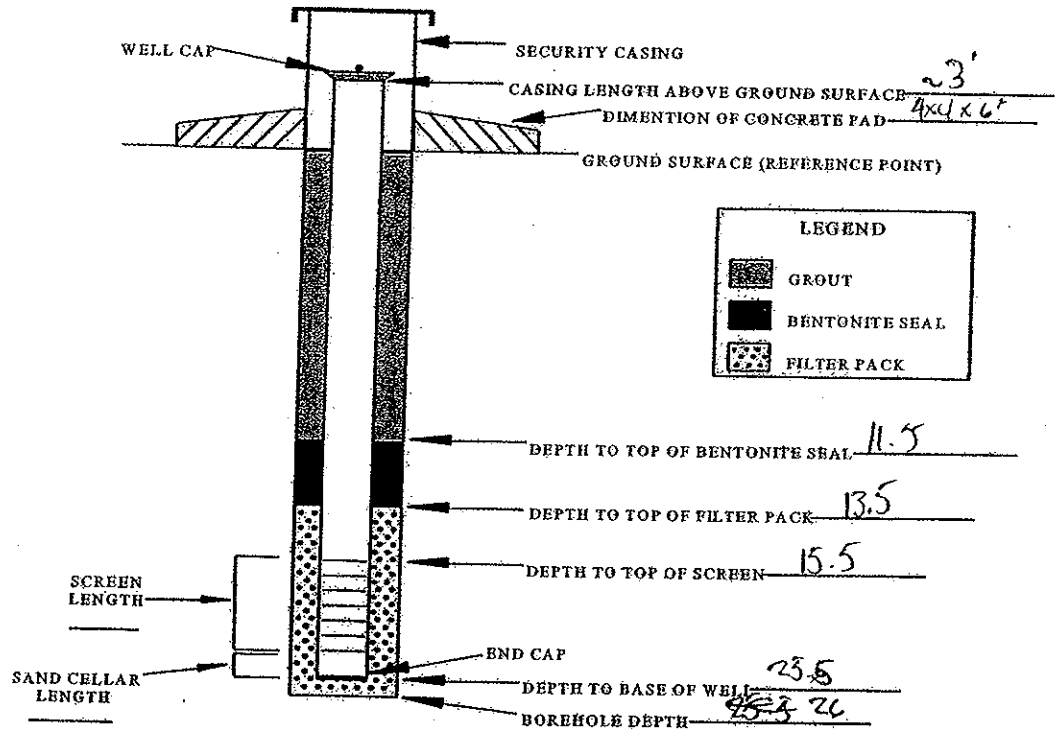

NOT TO SCALE

INSTALLED BY: Joe Medrano INSTALLATION OBSERVED BY: Allen Willmore

DISCREPANCIES:

HOLE NO. 12WW20

DRILLING LOG

DIVISION	Tulsa
INSTALLATION	LHAAP 00047915
SHEET	1 OF 4 SHEETS
1. PROJECT	845714 LHAAP-12
2. LOCATION (Coordinates or Station)	Longhorn Army Ammunition Plant
3. DRILLING AGENCY	ETTL
4. HOLE NO. (As shown on drawing title and file number)	12WW20
5. NAME OF DRILLER	Doug Hines
6. DIRECTION OF HOLE	☑ VERTICAL ☐ INCLINED 90 DEG. FROM VERT.
7. THICKNESS OF OVERBURDEN	NA
8. DEPTH DRILLED INTO ROCK	NA
9. TOTAL DEPTH OF HOLE	
10. SIZE AND TYPE OF BIT	10" Hollow Stem
11. DATUM FOR ELEVATION SHOWN (TBM or MSL)	
12. MANUFACTURER'S DESIGNATION OF DRILL	Foremost 5500
13. OVERBURDEN SAMPLES	DISTURBED -- UNDISTURBED --
14. TOTAL NUMBER CORE BOXES	NA
15. ELEVATION GROUND WATER	NA
16. DATE HOLE	STARTED 1/6/05 COMPLETED 1/6/05
17. ELEVATION TOP OF HOLE	NA
18. TOTAL CORE RECOVERY FOR BORING	NA %
INSPECTOR	Allen Willmore

~~ELEVATION~~ PID a	~~DEPTH~~ USCS Depth	~~LEGEND~~ USCS c	CLASSIFICATION OF MATERIALS (Description) d	% CORE RECOVERY e	BOX OR SAMPLE NO. f	REMARKS (Drilling time, water loss, depth of weathering, etc., if significant) g
0.0		CL	Topsoil, grass, rooting Clay, sandy, dry, hard, Iron staining, light brown to gray, No Odor	100%		13:25 Logged 0'-3'
0.0	5	SM	Sand, silty, medium density, poorly to well sorted, Iron content, brown, dry, no odor	80%		13:27 Logged 3'-8'
0.0	10		-becomes well sorted, heavier iron staining, becomes damp	50%		13:40 Logged 8'-13'

HOLE NO. 12WW20

DRILLING LOG	DIVISION Tulsa	INSTALLATION 00047916	SHEET 2 OF 4 SHEETS

1. PROJECT 845714 LHAAP-12	10. SIZE AND TYPE OF BIT 10" Hollow Stem
2. LOCATION (Coordinates or Station) Longhorn Army Ammunition Plant	11. DATUM FOR ELEVATION SHOWN (TBM or MSL)
3. DRILLING AGENCY ETTL	12. MANUFACTURER'S DESIGNATION OF DRILL Foremost 5500
4. HOLE NO. (As shown on drawing title and file number) 12WW20	13. OVERBURDEN SAMPLES: DISTURBED -- UNDISTURBED --
5. NAME OF DRILLER Doug Hines	14. TOTAL NUMBER CORE BOXES NA
6. DIRECTION OF HOLE ☑ VERTICAL ☐ INCLINED 90 DEG. FROM VERT.	15. ELEVATION GROUND WATER NA
7. THICKNESS OF OVERBURDEN NA	16. DATE HOLE: STARTED 1/6/05 COMPLETED 1/6/05
8. DEPTH DRILLED INTO ROCK NA	17. ELEVATION TOP OF HOLE NA
9. TOTAL DEPTH OF HOLE	18. TOTAL CORE RECOVERY FOR BORING NA %
	INSPECTOR AW

~~ELEVATION~~ PID a	~~DEPTH~~ USES Depth b	~~LEGEND~~ USCS c	CLASSIFICATION OF MATERIALS (Description) d	% CORE RECOVERY e	BOX OR SAMPLE NO. f	REMARKS (Drilling time, water loss, depth of weathering, etc., if significant) g
			See above	50%		See above
0.0	15	SM	- becomes less dense, gray, no iron staining, moist	65%		13:42 Logged 13'-18'
0.0	20		- becomes less moist, more clayey	40%		13:47 Logged 18'-23'
		CL	Clay, silty, damp, rooting, gray, stiff, low plasticity, no ~~ort~~ odor			13:55 Logged 23'-28'
0.0			- becomes hard	75%		

00047917 **HOLE NO.** 12WW20

DRILLING LOG	DIVISION Tulsa	INSTALLATION	SHEET 5 OF 4 SHEETS

1. PROJECT 845714 LHAAP - 12	10. SIZE AND TYPE OF BIT 10" Hollow Stem
2. LOCATION (Coordinates or Station) Longhorn Army Ammunition Plant	11. DATUM FOR ELEVATION SHOWN (TBM or MSL)
3. DRILLING AGENCY ETTPL	12. MANUFACTURER'S DESIGNATION OF DRILL Foremost 5500
4. HOLE NO. (As shown on drawing title and file number) 12WW20	13. OVERBURDEN SAMPLES: DISTURBED -- UNDISTURBED --
5. NAME OF DRILLER Doug Hines	14. TOTAL NUMBER CORE BOXES NA
	15. ELEVATION GROUND WATER NA
6. DIRECTION OF HOLE ☒ VERTICAL ☐ INCLINED 90 DEG. FROM VERT.	16. DATE HOLE: STARTED 1/6/05 COMPLETED 1/6/05
	17. ELEVATION TOP OF HOLE NA
7. THICKNESS OF OVERBURDEN NA	18. TOTAL CORE RECOVERY FOR BORING NA %
8. DEPTH DRILLED INTO ROCK NA	
9. TOTAL DEPTH OF HOLE	AW INSPECTOR

~~ELEVATION~~ PID a	~~DEPTH~~ USES Depth	LEGEND USCS c	CLASSIFICATION OF MATERIALS (Description) d	% CORE RECOVERY e	BOX OR SAMPLE NO. f	REMARKS (Drilling time, water loss, depth of weathering, etc., if significant) g
0.0	25		See above	75%		See above
			4" damp sand seam			
0.0	30	CL		90%		14:00 Logged 28'-33'
			Sand, clayey, medium density, well sorted, Iron staining, gray, Wet, No odor			▼ Wet
		SC				14:11 Logged 33'-38'
0.0	35			100%		
		CL	Clay, silty, damp, gray, hard, medium plasticity, no odor			

00047918 **HOLE NO.** 12WW2D

DRILLING LOG

DIVISION	Tulsa
INSTALLATION	
SHEET	4 OF 4 SHEETS
1. PROJECT	845714 LHAAP-12
2. LOCATION (Coordinates or Station)	Longhorn Army Ammunition Plant
3. DRILLING AGENCY	ETTL
4. HOLE NO. (As shown on drawing title and file number)	12WW20
5. NAME OF DRILLER	Doug Hines
6. DIRECTION OF HOLE	☒ VERTICAL ☐ INCLINED 90 DEG. FROM VERT.
7. THICKNESS OF OVERBURDEN	NA
8. DEPTH DRILLED INTO ROCK	NA
9. TOTAL DEPTH OF HOLE	
10. SIZE AND TYPE OF BIT	10" Hollow Stem
11. DATUM FOR ELEVATION SHOWN (TBM or MSL)	
12. MANUFACTURER'S DESIGNATION OF DRILL	Foremost 5500
13. OVERBURDEN SAMPLES	DISTURBED -- UNDISTURBED --
14. TOTAL NUMBER CORE BOXES	NA
15. ELEVATION GROUND WATER	NA
16. DATE HOLE	STARTED 1/6/05 COMPLETED 1/6/05
17. ELEVATION TOP OF HOLE	NA
18. TOTAL CORE RECOVERY FOR BORING	NA %
INSPECTOR	AW

~~ELEVATION~~ PID a	~~DEPTH~~ USES Depth b	~~LEGEND~~ USCS c	CLASSIFICATION OF MATERIALS (Description) d	% CORE RECOVERY e	BOX OR SAMPLE NO. f	REMARKS (Drilling time, water loss, depth of weathering, etc., if significant) g
0.0		CL	See above -becomes sandy dry	100%		See above
	38		End of boring			

00047919 **HOLE NO.** 12WW21

DRILLING LOG

DIVISION	Tulsa
INSTALLATION	LHAAP
SHEET	1 OF 4 SHEETS
1. PROJECT	845714 LHAAP-12
2. LOCATION (Coordinates or Station)	Karnack, Tx LHAAP
3. DRILLING AGENCY	~~ETT~~ ETT L
4. HOLE NO. (As shown on drawing title and file number)	12WW21
5. NAME OF DRILLER	D. Hines
6. DIRECTION OF HOLE	☑ VERTICAL ☐ INCLINED 90 DEG. FROM VERT.
7. THICKNESS OF OVERBURDEN	NA
8. DEPTH DRILLED INTO ROCK	NA
9. TOTAL DEPTH OF HOLE	40 ft bgs
10. SIZE AND TYPE OF BIT	10" Hollow Stem Auger
11. DATUM FOR ELEVATION SHOWN (TBM or MSL)	
12. MANUFACTURER'S DESIGNATION OF DRILL	Foreman 5500
13. OVERBURDEN SAMPLES	DISTURBED -- UNDISTURBED --
14. TOTAL NUMBER CORE BOXES	NA
15. ELEVATION GROUND WATER	NA
16. DATE HOLE	STARTED 1/6/05 COMPLETED 1/6/05
17. ELEVATION TOP OF HOLE	NA
18. TOTAL CORE RECOVERY FOR BORING	NA %
INSPECTOR	ALLEN WILLMORE

~~ELEVATION~~ PID a	~~DEPTH~~ ~~USCS~~ Depth	~~LEGEND~~ USCS c	CLASSIFICATION OF MATERIALS (Description) d	% CORE RECOVERY e	BOX OR SAMPLE NO. f	REMARKS (Drilling time, water loss, depth of weathering, etc., if significant) g
0.0	~~SC~~	SC	Sand, clayey, moderately dense, well sorted, light brown, dry no odor	80%		Logged at 7:55am 0-3'
0.0	5	CL	Clay, sandy, hard, no plasticity, light gray to brown w/ some iron staining, dry, no odor	100%		Logged at 8:05 3'-8'
0.0	10		- heavier iron staining	100%		Logged at 8:30 8'-13'

00047920 **HOLE NO.** 12WW21

DRILLING LOG	DIVISION Tulsa	INSTALLATION	SHEET 2 OF 4 SHEETS

1. PROJECT 845714 LHAAP-12	10. SIZE AND TYPE OF BIT 10" Hollow Stem Auger
2. LOCATION (Coordinates or Station) Karnack, TX LHAAP	11. DATUM FOR ELEVATION SHOWN (TBM or MSL)
3. DRILLING AGENCY ETTL	12. MANUFACTURER'S DESIGNATION OF DRILL Foreman 5500
4. HOLE NO. (As shown on drawing title and file number) 12WW21	13. OVERBURDEN SAMPLES: DISTURBED -- UNDISTURBED --
5. NAME OF DRILLER D. Hines	14. TOTAL NUMBER CORE BOXES NA
	15. ELEVATION GROUND WATER NA
6. DIRECTION OF HOLE ☑ VERTICAL ☐ INCLINED 90 DEG. FROM VERT.	16. DATE HOLE STARTED 1/6/05 COMPLETED 1/6/05
	17. ELEVATION TOP OF HOLE NA
7. THICKNESS OF OVERBURDEN NA	18. TOTAL CORE RECOVERY FOR BORING NA %
8. DEPTH DRILLED INTO ROCK NA	
9. TOTAL DEPTH OF HOLE 40 ft bgs	AW INSPECTOR

~~ELEVATION~~ PID a	~~DEPTH~~ ~~USES~~ Depth	~~LEGEND~~ USCS c	CLASSIFICATION OF MATERIALS (Description) d	% CORE RECOVERY e	BOX OR SAMPLE NO. f	REMARKS (Drilling time, water loss, depth of weathering, etc., if significant) g
0.0			Same as above	100%		
						Logged at 8:40 13'-18'
0.0	15	CL	- becomes soft, more sandy, light gray, damp	100%		
			- very sandy			
						Logged at 8:55 18'-23'
	20	SC	Sand, very clayey to silty, dense poorly sorted, gray, iron staining moist, no odor	100%		
0.0			Clay, silty, low plasticity, gray, iron staining, dry, no odor			
						Logged at 9:00 23'-28'
0.0		CL	- moist seam - becomes dry again	100%		

00047921 HOLE NO. 12WW21

DRILLING LOG	DIVISION Tulsa	INSTALLATION	SHEET 3 OF 4 SHEETS

1. PROJECT 845714 LHAAP-12	10. SIZE AND TYPE OF BIT 10" Hollow Stem Auger
2. LOCATION (Coordinates or Station) Karnack, Tx LHAAP	11. DATUM FOR ELEVATION SHOWN (TBM or MSL)
3. DRILLING AGENCY ETTL	12. MANUFACTURER'S DESIGNATION OF DRILL Foreman 5500
4. HOLE NO. (As shown on drawing title and file number) 12WW21	13. OVERBURDEN SAMPLES: DISTURBED -- UNDISTURBED --
5. NAME OF DRILLER D Hines	14. TOTAL NUMBER CORE BOXES NA
6. DIRECTION OF HOLE ☑ VERTICAL ☐ INCLINED 90 DEG. FROM VERT.	15. ELEVATION GROUND WATER NA
7. THICKNESS OF OVERBURDEN NA	16. DATE HOLE STARTED 1/6/05 COMPLETED 1/6/05
8. DEPTH DRILLED INTO ROCK NA	17. ELEVATION TOP OF HOLE NA
9. TOTAL DEPTH OF HOLE 40 ft bgs	18. TOTAL CORE RECOVERY FOR BORING NA %
	INSPECTOR AW

~~ELEVATION~~ PID a	~~DEPTH~~ USES Depth	~~LEGEND~~ USCS c	CLASSIFICATION OF MATERIALS (Description) d	% CORE RECOVERY e	BOX OR SAMPLE NO. f	REMARKS (Drilling time, water loss, depth of weathering, etc., if significant) g
0.0	25		See above	100%		See above
0.0	30			100%		Logged at 9:10 28'-33'
0.0	35	CI		100%		Logged at 9:20 33'-38

00047922 **HOLE NO.** 12WW21

DRILLING LOG	DIVISION Tulsa	INSTALLATION	SHEET 4 OF 4 SHEETS

1. PROJECT 845714 LHAAP	10. SIZE AND TYPE OF BIT 10" Hollow Stem Auger
2. LOCATION (Coordinates or Station) Karnack, TX LHAAP	11. DATUM FOR ELEVATION SHOWN (TBM or MSL)
3. DRILLING AGENCY ETTL	12. MANUFACTURER'S DESIGNATION OF DRILL Foreman 5500
4. HOLE NO. (As shown on drawing title and file number) 12WW	13. OVERBURDEN SAMPLES: DISTURBED -- UNDISTURBED --
5. NAME OF DRILLER D. Hines	14. TOTAL NUMBER CORE BOXES NA
	15. ELEVATION GROUND WATER NA
6. DIRECTION OF HOLE ☑ VERTICAL ☐ INCLINED 90 DEG. FROM VERT.	16. DATE HOLE STARTED 1/6/05 COMPLETED 1/6/05
	17. ELEVATION TOP OF HOLE NA
7. THICKNESS OF OVERBURDEN NA	18. TOTAL CORE RECOVERY FOR BORING NA %
8. DEPTH DRILLED INTO ROCK NA	AW INSPECTOR
9. TOTAL DEPTH OF HOLE 40 ft bgs	

~~ELEVATION~~ PID a	DEPTH b	~~LEGEND~~ USCS c	CLASSIFICATION OF MATERIALS (Description) d	% CORE RECOVERY e	BOX OR SAMPLE NO. f	REMARKS (Drilling time, water loss, depth of weathering, etc., if significant) g
0.0		CI	See above	100%		See above
0.0				NR		Logged at 9:35 38'-40'
	40		End of boring			

00047923 **HOLE NO.** 12WW22

DRILLING LOG	DIVISION Tulsa	INSTALLATION	SHEET 1 OF 4 SHEETS

1. PROJECT 845714 LHAAP-12	10. SIZE AND TYPE OF BIT 10" Hollow Stem Auger
2. LOCATION (Coordinates or Station) Karnack, TX LHAAP	11. DATUM FOR ELEVATION SHOWN (TBM or MSL)
3. DRILLING AGENCY ETTL	12. MANUFACTURER'S DESIGNATION OF DRILL Foreman 55 DD
4. HOLE NO. (As shown on drawing title and file number) 12WW22	13. OVERBURDEN SAMPLES — DISTURBED — UNDISTURBED
5. NAME OF DRILLER D. Hines	14. TOTAL NUMBER CORE BOXES
	15. ELEVATION GROUND WATER
6. DIRECTION OF HOLE ☑ VERTICAL ☐ INCLINED 90 DEG. FROM VERT.	16. DATE HOLE — STARTED 7/6/05 — COMPLETED 7/6/05
	17. ELEVATION TOP OF HOLE
7. THICKNESS OF OVERBURDEN NA	18. TOTAL CORE RECOVERY FOR BORING %
8. DEPTH DRILLED INTO ROCK NA	
9. TOTAL DEPTH OF HOLE 38 ft bgs	Allen Wilmore INSPECTOR

~~ELEVATION~~ DID a	DEPTH b	~~LEGEND~~ USCS c	CLASSIFICATION OF MATERIALS (Description) d	% CORE RECOVERY e	BOX OR SAMPLE NO. f	REMARKS (Drilling time, water loss, depth of weathering, etc., if significant) g
0.0	5	SC	Topsoil Sand, clayey, well-sorted, gray, dry, iron staining, no odor	100%		~~17~~ 7:30 0-.5' 7:35 Logged .5' - 8
0.0	10	SM	Silt, sandy, well sorted, gray, iron staining, damp, no odor	100%		7:40 Logged 8'-15'

00047924 **HOLE NO.** 12WW22

DRILLING LOG	DIVISION Tulsa	INSTALLATION	SHEET 2 OF 4 SHEETS

1. PROJECT 845714 LHAAP-12	10. SIZE AND TYPE OF BIT 10" Hollow Stem Auger
2. LOCATION (Coordinates or Station) Karnack TX LHAAP	11. DATUM FOR ELEVATION SHOWN (TBM or MSL)
3. DRILLING AGENCY ETTL	12. MANUFACTURER'S DESIGNATION OF DRILL Foreman 5500
4. HOLE NO. (As shown on drawing title and file number) 12WW22	13. OVERBURDEN SAMPLES: DISTURBED — UNDISTURBED —
5. NAME OF DRILLER D Hines	14. TOTAL NUMBER CORE BOXES NA
	15. ELEVATION GROUND WATER NA
6. DIRECTION OF HOLE ☒ VERTICAL ☐ INCLINED 90 DEG. FROM VERT.	16. DATE HOLE STARTED 1/6/05 COMPLETED 1/6/05
	17. ELEVATION TOP OF HOLE NA
7. THICKNESS OF OVERBURDEN NA	18. TOTAL CORE RECOVERY FOR BORING NA %
8. DEPTH DRILLED INTO ROCK NA	
9. TOTAL DEPTH OF HOLE 38 ft bgs	AW INSPECTOR

ELEVATION PID a	DEPTH b	LEGEND USCS c	CLASSIFICATION OF MATERIALS (Description) d	% CORE RECOVERY e	BOX OR SAMPLE NO. f	REMARKS (Drilling time, water loss, depth of weathering, etc., if significant) g
0.0		SM	see above	100%		
	15		Clay, ~~silty~~ silty, gray, stiff to hard, dry, no odor			7:48 Logged 15'-21'
0.0		CL		100%		
	20					
0.0		ML	Silt, sandy, fine grained, gray to red, well sorted, soft, dry, no odor, iron staining	100%		8:00 Logged 21'-25'
			Wet sand seam			

00047925 **HOLE NO.** 12WW22

DRILLING LOG	DIVISION Tulsa	INSTALLATION	SHEET 3 OF 4 SHEETS

1. PROJECT 845714 LHAAP-12	10. SIZE AND TYPE OF BIT 10" Hollow Stem Auger
2. LOCATION (Coordinates or Station) Karnack, Tx LHAAP	11. DATUM FOR ELEVATION SHOWN (TBM or MSL)
3. DRILLING AGENCY ETTL	12. MANUFACTURER'S DESIGNATION OF DRILL Foreman 5500
4. HOLE NO. (As shown on drawing title and file number) 12WW22	13. OVERBURDEN SAMPLES: DISTURBED / UNDISTURBED
5. NAME OF DRILLER D. Hines	14. TOTAL NUMBER CORE BOXES NA
6. DIRECTION OF HOLE ☑ VERTICAL ☐ INCLINED 90 DEG. FROM VERT.	15. ELEVATION GROUND WATER NA
7. THICKNESS OF OVERBURDEN NA	16. DATE HOLE STARTED 1/6/05 COMPLETED 1/6/05
8. DEPTH DRILLED INTO ROCK NA	17. ELEVATION TOP OF HOLE NA
9. TOTAL DEPTH OF HOLE 38 ft bgs	18. TOTAL CORE RECOVERY FOR BORING NA %
	AW INSPECTOR

ELEVATION PID a	DEPTH b	LEGEND USCS c	CLASSIFICATION OF MATERIALS (Description) d	% CORE RECOVERY e	BOX OR SAMPLE NO. f	REMARKS (Drilling time, water loss, depth of weathering, etc., if significant) g
0.0			see above	100%		
	25		Clay, silty, very hard to dense, gray, dry to damp, no odor			
0.0		CL	- wet sand seam	100%		
	30					
0.0	35	SC	Sand, clayey, fine grained, poorly to well sorted, gray, wet to saturated, no odor	100%		

00047926 **HOLE NO.** 12WW22

DRILLING LOG	DIVISION Tulsa	INSTALLATION	SHEET ~~3~~ 4 OF 4 SHEETS

1. PROJECT 845714 LHAAP-12	10. SIZE AND TYPE OF BIT 10" Hollow Stem Auger
2. LOCATION (Coordinates or Station) Karnack, TX LHAAP	11. DATUM FOR ELEVATION SHOWN (TBM or MSL)
3. DRILLING AGENCY ETTL	12. MANUFACTURER'S DESIGNATION OF DRILL Foreman 5500
4. HOLE NO. (As shown on drawing title and file number) 12W W22	13. OVERBURDEN SAMPLES: DISTURBED -- UNDISTURBED --
5. NAME OF DRILLER D Hines	14. TOTAL NUMBER CORE BOXES NA
	15. ELEVATION GROUND WATER NA
6. DIRECTION OF HOLE ☑ VERTICAL ☐ INCLINED 90 DEG. FROM VERT.	16. DATE HOLE: STARTED 1/6/05 COMPLETED 1/6/05
7. THICKNESS OF OVERBURDEN NA	17. ELEVATION TOP OF HOLE NA
8. DEPTH DRILLED INTO ROCK NA	18. TOTAL CORE RECOVERY FOR BORING NA %
9. TOTAL DEPTH OF HOLE 38 ft bgs	AW INSPECTOR

~~ELEVATION~~ PID a	DEPTH b	LEGEND ~~c~~ USCS	CLASSIFICATION OF MATERIALS (Description) d	% CORE RECOVERY e	BOX OR SAMPLE NO. f	REMARKS (Drilling time, water loss, depth of weathering, etc., if significant) g
0.0		SC	See above	100%		
	38		End of boring			

00047927 **HOLE NO.** 12WW23

DRILLING LOG

DIVISION	Tulsa
INSTALLATION	
SHEET	1 OF 2 SHEETS
1. PROJECT	845714 LHAAP-12
2. LOCATION (Coordinates or Station)	Karnack, TX ~~LHA~~ LHAAP
3. DRILLING AGENCY	ETTL
4. HOLE NO. (As shown on drawing title and file number)	12WW23
5. NAME OF DRILLER	D. Hines
6. DIRECTION OF HOLE	☑ VERTICAL ☐ INCLINED 90+ DEG. FROM VERT.
7. THICKNESS OF OVERBURDEN	NA
8. DEPTH DRILLED INTO ROCK	NA
9. TOTAL DEPTH OF HOLE	23 ft bgs
10. SIZE AND TYPE OF BIT	10" Hollow Stem Auger
11. DATUM FOR ELEVATION SHOWN (TBM or MSL)	
12. MANUFACTURER'S DESIGNATION OF DRILL	Foreman 5500
13. OVERBURDEN SAMPLES	DISTURBED / UNDISTURBED
14. TOTAL NUMBER CORE BOXES	
15. ELEVATION GROUND WATER	
16. DATE HOLE	STARTED 7/6/05 COMPLETED 7/6/05
17. ELEVATION TOP OF HOLE	
18. TOTAL CORE RECOVERY FOR BORING	%
INSPECTOR	Allen Willmore

~~ELEVATION~~ PID a	~~DEPTH~~ USCS Depth b	~~LEGEND~~ USCS c	CLASSIFICATION OF MATERIALS (Description) d	% CORE RECOVERY e	BOX OR SAMPLE NO. f	REMARKS (Drilling time, water loss, depth of weathering, etc., if significant) g
0.0		CL	Clay, sandy, no plasticity, dry, brown, no odor	100%		13:25 Logged 0-3'
			— becomes gray, iron stainings			
0.0	5			100%		13:30 Logged 3'-8'
						13:35 Logged 8'-13'
0.0	10	SC	Sand, clay, dense, consolidated fine-grained, well-sorted, SiO_2 light gray, dry, no odor	95%		
			— becomes loose to moderately dense			

00047928 **HOLE NO.** 12WW23

DRILLING LOG

DIVISION	Tulsa
INSTALLATION	
SHEET	2 OF 2 SHEETS
1. PROJECT	845714 LHAAP-12
2. LOCATION (Coordinates or Station)	Karnack, TX LHAAP
3. DRILLING AGENCY	ETTL
4. HOLE NO. (As shown on drawing title and file number)	12WW23
5. NAME OF DRILLER	D. Hines
6. DIRECTION OF HOLE	☒ VERTICAL ☐ INCLINED 90 DEG. FROM VERT.
7. THICKNESS OF OVERBURDEN	NA
8. DEPTH DRILLED INTO ROCK	NA
9. TOTAL DEPTH OF HOLE	23 ft bgs
10. SIZE AND TYPE OF BIT	10" Hollow Stem Auger
11. DATUM FOR ELEVATION SHOWN (TBM or MSL)	
12. MANUFACTURER'S DESIGNATION OF DRILL	Ferr Foreman 5500
13. OVERBURDEN SAMPLES	DISTURBED -- UNDISTURBED --
14. TOTAL NUMBER CORE BOXES	NA
15. ELEVATION GROUND WATER	NA
16. DATE HOLE	STARTED 1/6/05 COMPLETED 1/6/05
17. ELEVATION TOP OF HOLE	NA
18. TOTAL CORE RECOVERY FOR BORING	NA %
INSPECTOR	AW

ELEVATION (a) DID	DEPTH (b) Depth	LEGEND (c) USCS	CLASSIFICATION OF MATERIALS (Description) (d)	% CORE RECOVERY (e)	BOX OR SAMPLE NO. (f)	REMARKS (Drilling time, water loss, depth of weathering, etc., if significant) (g)
			Same as above	95%		same as above
			becomes damp			13:40 Logged 13'-18'
			becomes moist			
	15		Wet @ 15' bgs	95%		▼
0.0						
						13:45 Logged 18'-23'
	20			100%		
0.0			becomes more clayey			
			Clay, sandy, low to no plasticity, slightly moist, iron staining, light gray			
	23		End of boring			

Drilling Log 00047929

Monitoring Well **12WW24**

Project *Longhorn Army Ammunition Plant* Owner *USACE*

Location *Karnack, Texas* Proj. No. *845714*

Surface Elev. *200.9 ft.* Total Hole Depth *26.0 ft.* North *6954522.72 ft* East *3311625.74 ft.*

Top of Casing *203.17 ft.* Water Level Initial *19.0 ft.* Static *25.1 ft.* Diameter ~~8~~ 4 *in.* AW 6/21/07

Screen: Dia *4 in.* Length *10 ft.* Type/Size *Sch. 40 PVC/.01 in.*

Casing: Dia *4 in.* Length *19 ft.* Type *Sch. 40 PVC*

Fill Material *20/40 silica sand* Rig/Core *B-61*

Drill Co. *JEDI* Method *Hollow Stem Auger*

Driller *Joe Medrano* Log By *A. Willmore* Date *12/7/06* Driller # *4603*

Checked By *K. Everett* License No. *Texas 379*

COMMENTS
Hand augered 0 to 5 feet bgs.

4'x4'X6" Concrete Pad at surface

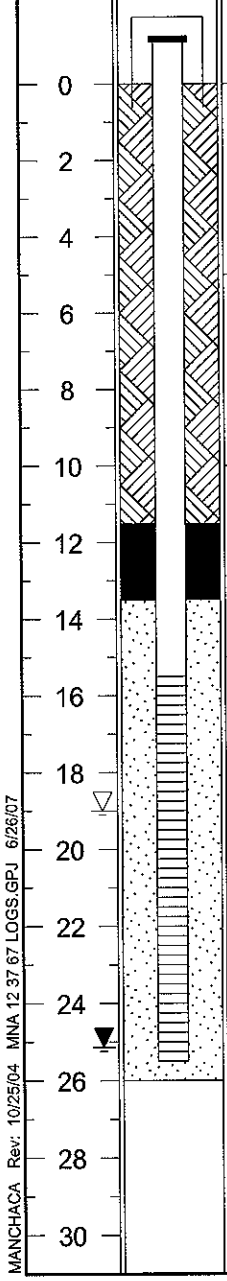

Depth (ft.)	PID (ppm)	USCS Class.	Description (Color, Texture, Structure) Geologic Descriptions are Based on the USCS.
0		MLS	TOPSOIL, SILT, DAMP, GRASS
2	0.0	CL	CLAY, SILTY, NO PLASTICITY, MODERATELY STIFF, DRY, NO ODOR, REDDISH-BROWN -BECOMES SANDY, LIGHT GRAY, W/ IRON STAINING
4			
6	0.0		-CLAYEY SAND TO SANDY CLAY @ 50% COMPOSITION OF SAND AND 50% COMPOSITION OF CLAY
8		SC	SAND, CLAYEY, DRY, VERY DENSE, WELL-SORTED, GRAY TO VERY LIGHT GRAY
10			
12	0.0		-BECOMES DAMP TO SLIGHTLY MOIST
14			
16	0.0		
18			-BECOMES MOIST TO SLIGHTLY WET
20			
22	0.0		
24			
26	0.0	CL	CLAY, SANDY, MEDIUM PLASTICITY, HARD, IRON STAINING, DRY, NO ODOR, REDDISH-BROWN END OF BORING @ 26' BGS
28			
30			

Appendix B

Sample Annual Land Use Control Compliance Inspection Documentation

Sample Annual Land Use Control Compliance Inspection Documentation

In accordance with the Remedial Design Addendum dated _____ for LHAAP-12, an inspection of site was conducted by _____ [indicate transferee] on_____.

A summary of land use control mechanisms is as follows:

- Land use and restriction covenants included in ECOP – [Indicate whether the ECOP is on file with the notice of transfer]
- Groundwater restriction – [Indicate whether groundwater restrictions are still required at LHAAP-12]

A summary of compliance with land use and restriction covenants is as follows:

- No use of groundwater, installation of new groundwater wells, or tampering with existing wells at LHAAP-12
- No reuse activity at LHAAP-12 that would adversely affect the integrity of the landfill cap
- The fence and posted signs are properly maintained at LHAAP-12
- The vegetative cover is properly maintained over the landfill
- Landfill cap is properly maintained with no evidence of erosion, cracking, settlement, or other damage to engineered components

I, the undersigned, do document that the inspection was performed as indicated above, and that the above information is true and correct to the best of my knowledge, information, and belief.

Date: _____

Name/Title _____

Signature: _____

Completed annual compliance inspection forms, with relevant annual compliance certification forms, shall be sent no later than March 1 of each year for the previous calendar year.

U.S. Department of the Army
TCEQ
USEPA Region 6